

US00D495912S1

(12) **United States Design Patent** (10) **Patent No.:** **US D495,912 S**
Schmidt et al. (45) **Date of Patent:** **** Sep. 14, 2004**

(54) **WALL CABINET**

D455,503 S * 4/2002 Heltzer D25/158
 D471,377 S 3/2003 Gledhill et al. D6/432
 D474,563 S 5/2003 Bresciani D29/109

(75) Inventors: **Duane A. Schmidt**, Newburgh, IN
 (US); **Allan R. Steinkuhl**, Evansville,
 IN (US); **Joseph L. Coleman**,
 Evansville, IN (US)

* cited by examiner

Primary Examiner—Brian N Vinson

(73) Assignee: **Whirlpool Corporation**, Benton
 Harbor, MI (US)

(74) *Attorney, Agent, or Firm*—Stephen Krefman; Robert
 O. Rice; John F. Colligan

(**) Term: **14 Years**

(57) **CLAIM**

The ornamental design for a wall cabinet, as shown and described.

(21) Appl. No.: **29/173,466**

(22) Filed: **Dec. 30, 2002**

DESCRIPTION

(51) **LOC (7) Cl.** **06-04**

(52) **U.S. Cl.** **D6/561**

(58) **Field of Search** D6/512, 553, 559–561,
 D6/432, 445, 446, 448, 492, 510, 511;
 D25/47, 48, 58, 138, 141, 157, 158, 159,
 103, 106, 109, 110, 111

FIG. 1 is a top, front, and right side perspective view a wall cabinet showing our new design;

FIG. 2 is a front elevational view thereof, the ornamental design not being visible in a rear elevational view, top plan view or bottom view; and,

FIG. 3 is an enlarged fragmentary view of the pattern on the wall cabinet doors thereof.

(56) **References Cited**

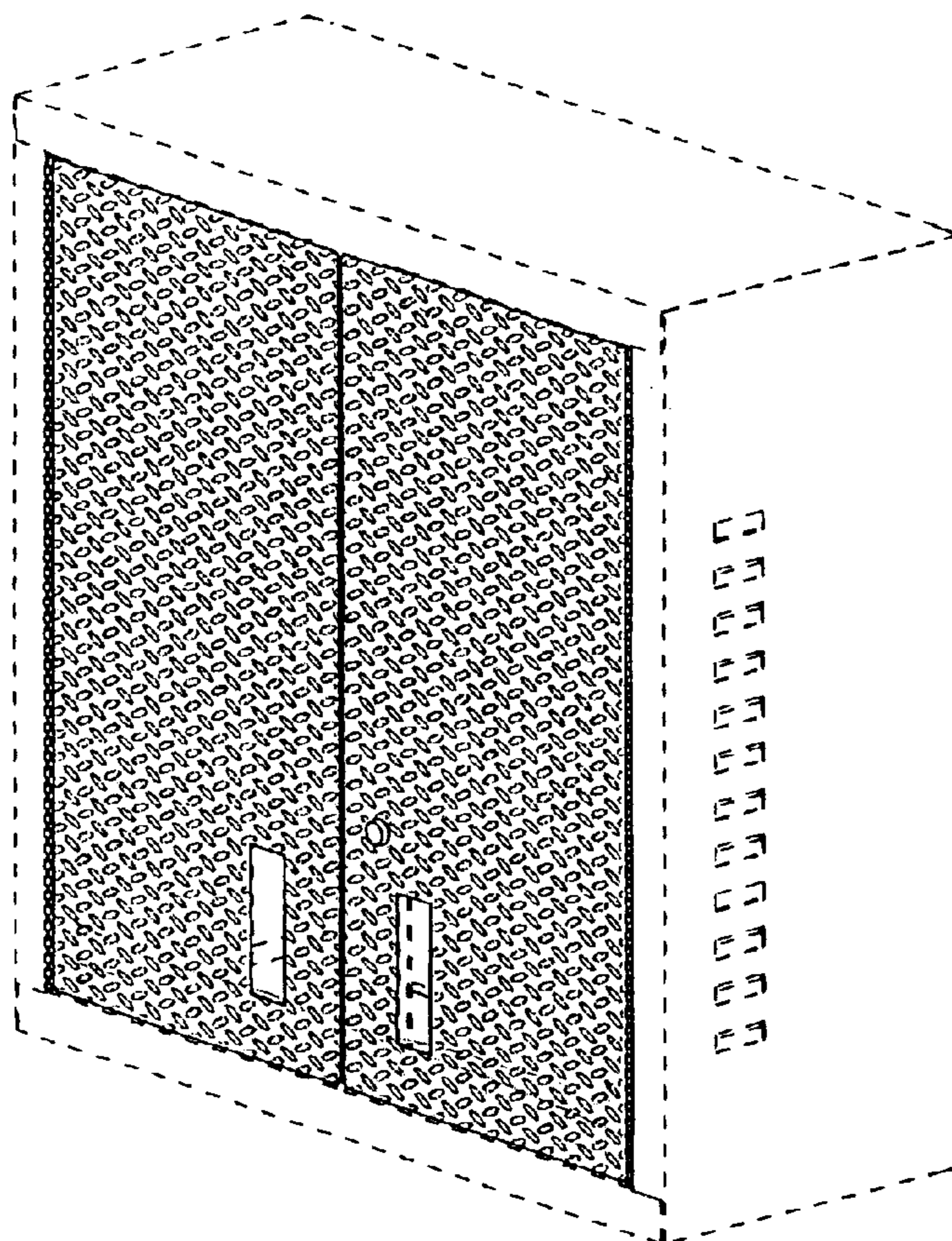
The broken-line disclosure of the wall cabinet forms no part of the claimed design.

The characteristic feature of the ornamental design resides in the use of the pattern on the wall cabinet doors.

U.S. PATENT DOCUMENTS

D95,158 S 4/1935 Sureus
 D288,489 S * 2/1987 Tofani D25/157 X
 5,807,021 A * 9/1998 Aaron 52/177 X

1 Claim, 2 Drawing Sheets



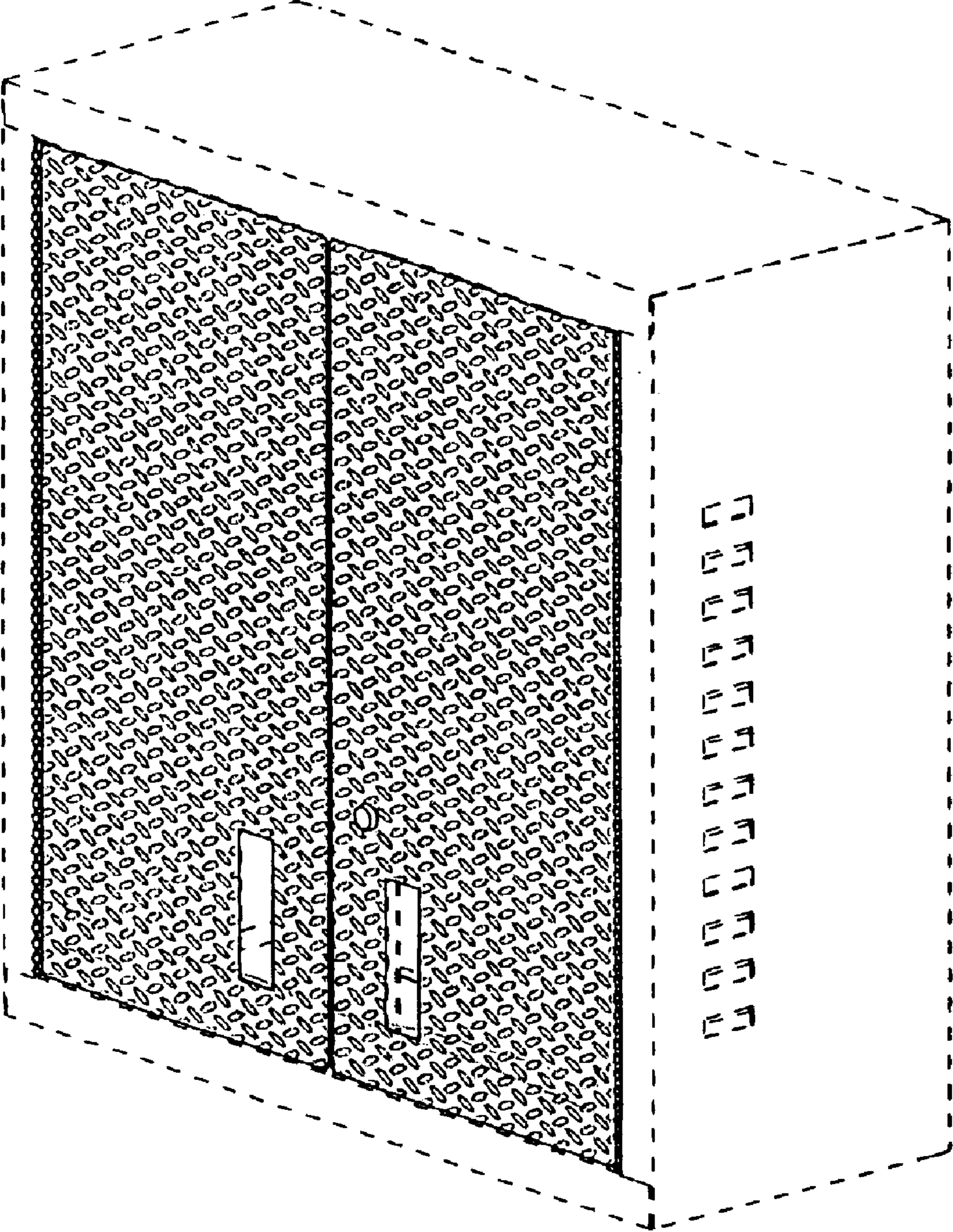


Fig. 1

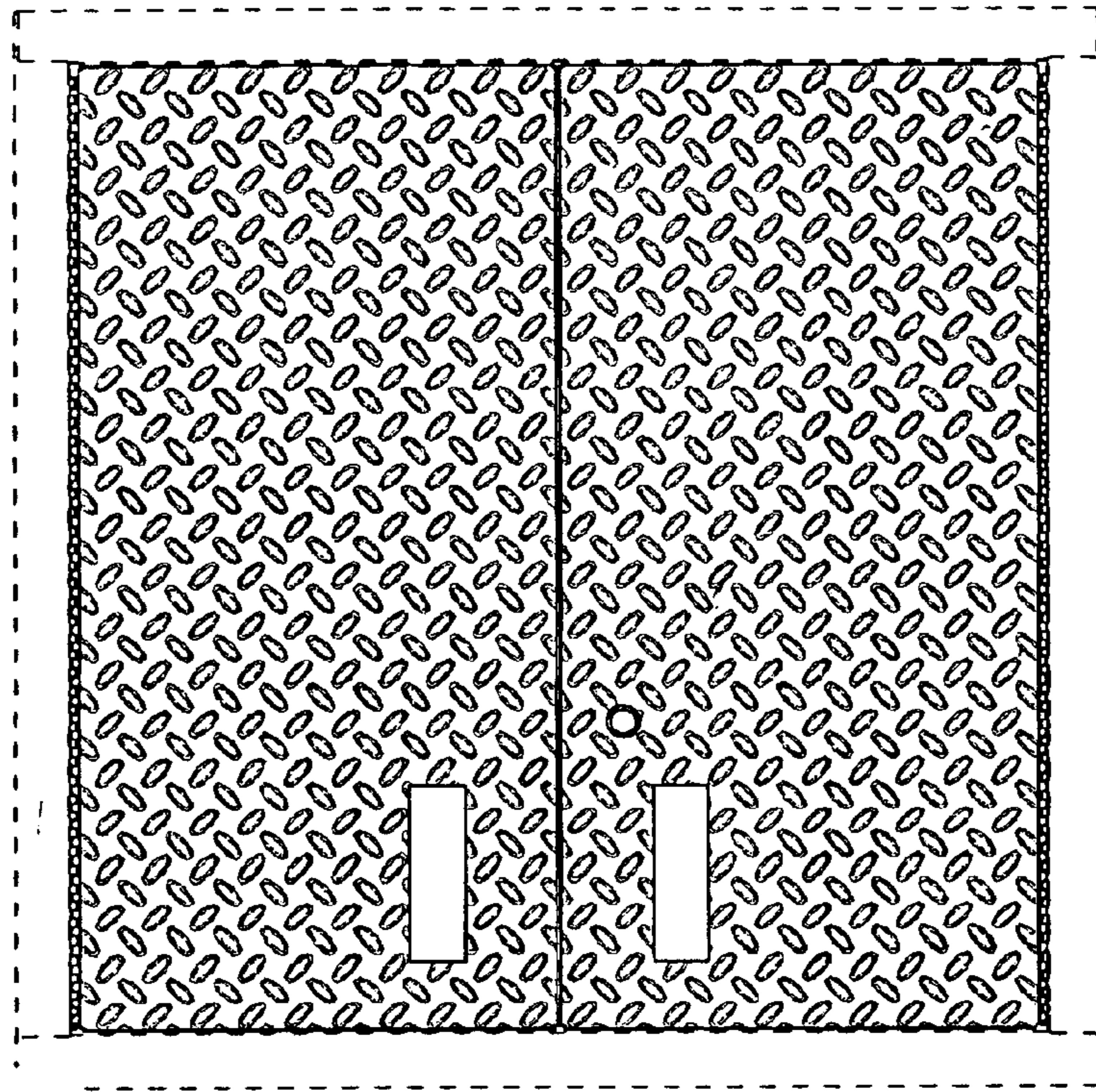


Fig. 2




Fig. 3