



US00D495911S1

(12) **United States Design Patent**  
**Martin**

(10) **Patent No.:** **US D495,911 S**

(45) **Date of Patent:** **\*\* Sep. 14, 2004**

(54) **SHOWER ORGANIZER WITH CAVITY AREA AND LIQUID DISPENSER**

(76) **Inventor:** **Kevin D. Martin**, 2903 Hanna La., Bentonville, AR (US) 72712

(\*\*) **Term:** **14 Years**

(21) **Appl. No.:** **29/194,194**

(22) **Filed:** **Nov. 19, 2003**

(51) **LOC (7) Cl.** ..... **06-04**

(52) **U.S. Cl.** ..... **D6/525**

(58) **Field of Search** ..... D6/524-525, 542-544; 108/14; 211/13.1, 71.01, 74, 75, 86.01, 87.01, 88.01, 90.01; 222/92, 105, 173, 180, 181.1; 206/77.1

(56) **References Cited**

**U.S. PATENT DOCUMENTS**

- 4,039,104 A \* 8/1977 Mijares et al. .... D6/544
- D368,128 S \* 3/1996 McCarthy ..... D6/525
- D372,613 S \* 8/1996 Nixon, II ..... D6/544

- D377,286 S \* 1/1997 Munoz ..... D6/525
- D415,916 S \* 11/1999 Hofman et al. .... D6/525
- D461,668 S \* 8/2002 Zadro ..... D6/525
- D465,367 S \* 11/2002 Pruijssers ..... D6/545

\* cited by examiner

*Primary Examiner*—Brian N Vinson

(74) *Attorney, Agent, or Firm*—Keisling Pieper & Scott PLC; Trent C. Keisling; David B. Pieper

(57) **CLAIM**

The ornamental design for a shower organizer with cavity area and liquid dispenser, as shown and described.

**DESCRIPTION**

FIG. 1 is a front view of a shower organizer with cavity area and liquid dispenser;  
 FIG. 2 is a back view thereof;  
 FIG. 3 is a top side view thereof;  
 FIG. 4 is a bottom side view thereof;  
 FIG. 5 is a left side view thereof; and,  
 FIG. 6 is a right side view thereof.

**1 Claim, 2 Drawing Sheets**

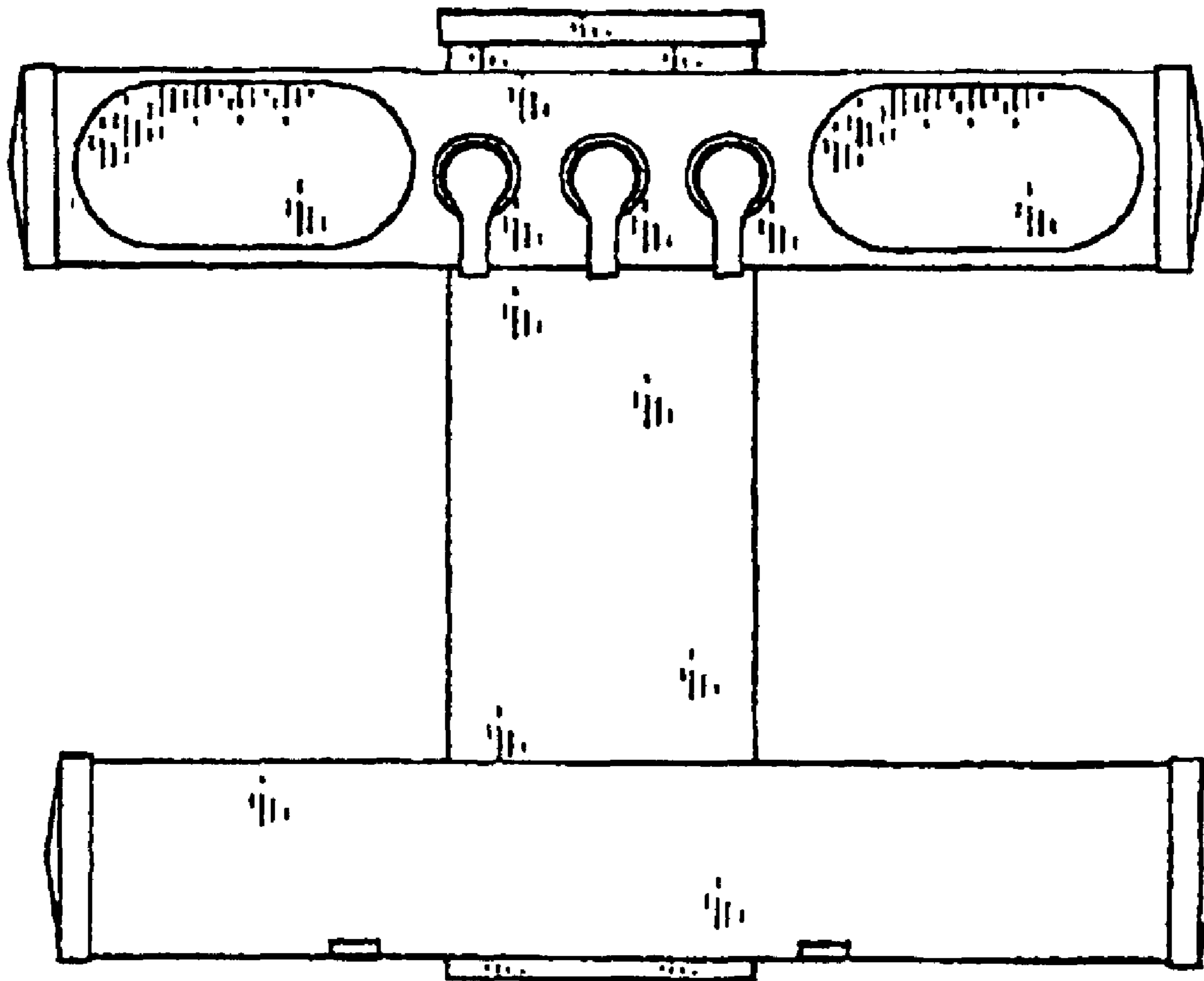


Fig. 1

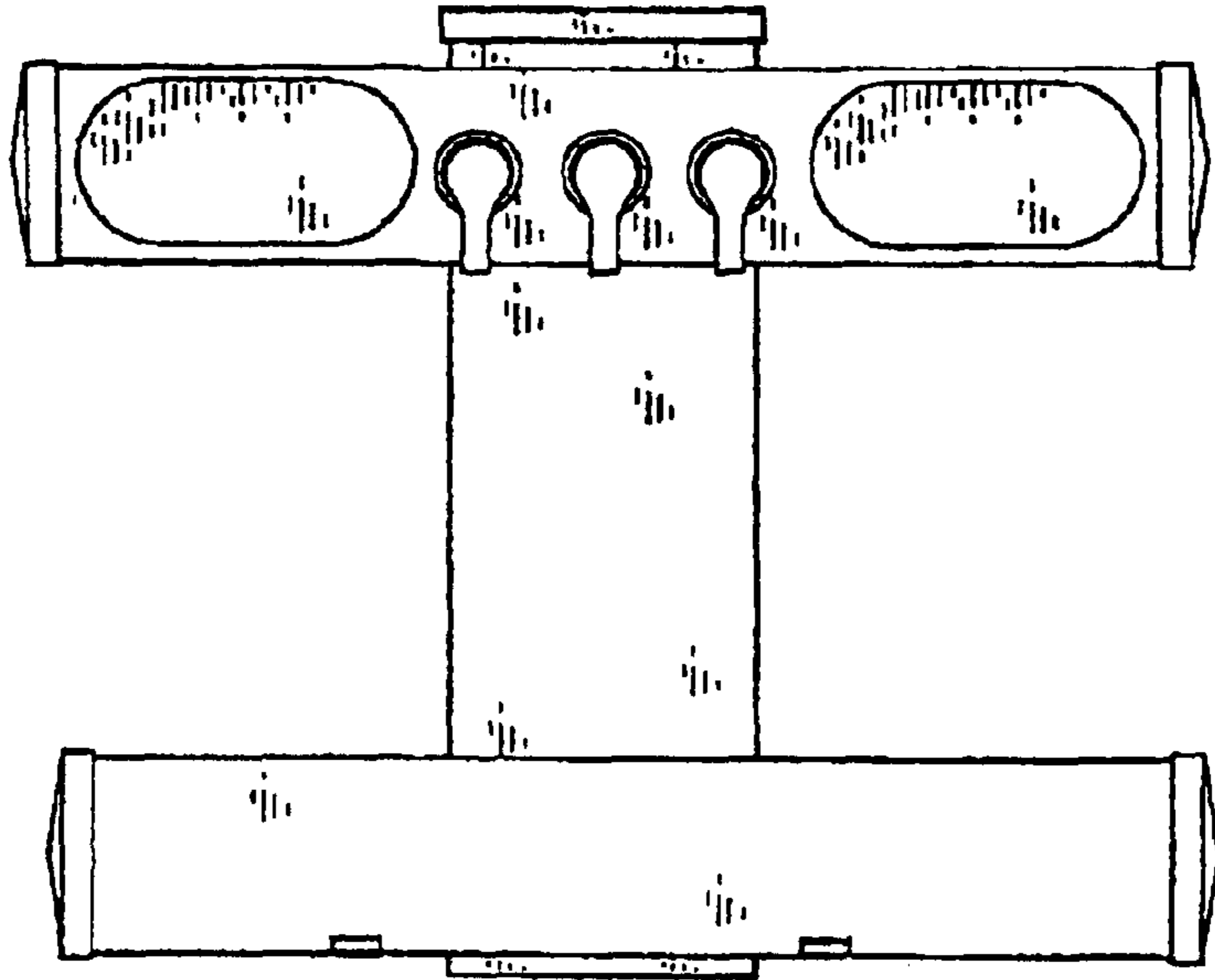
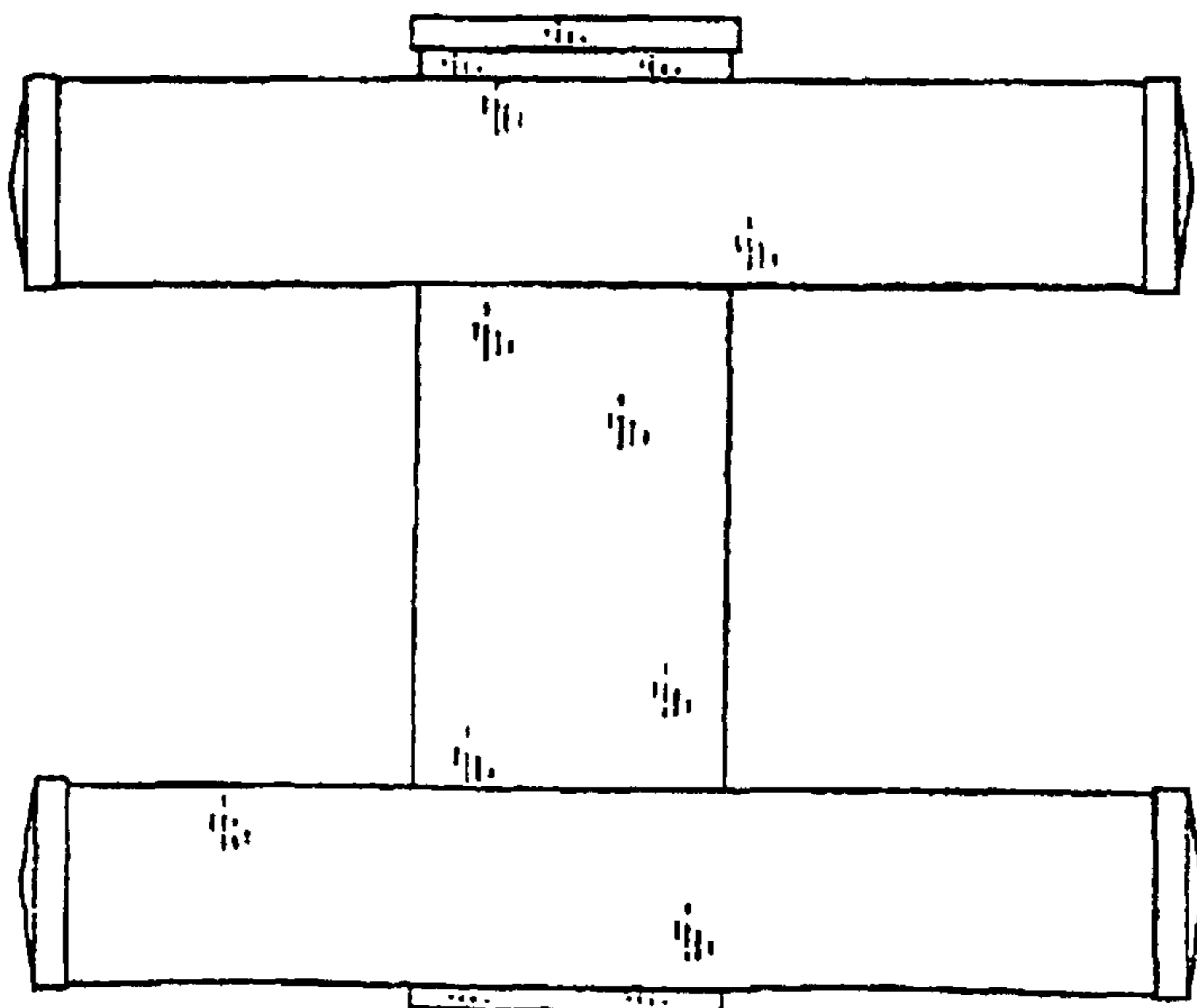




Fig. 2



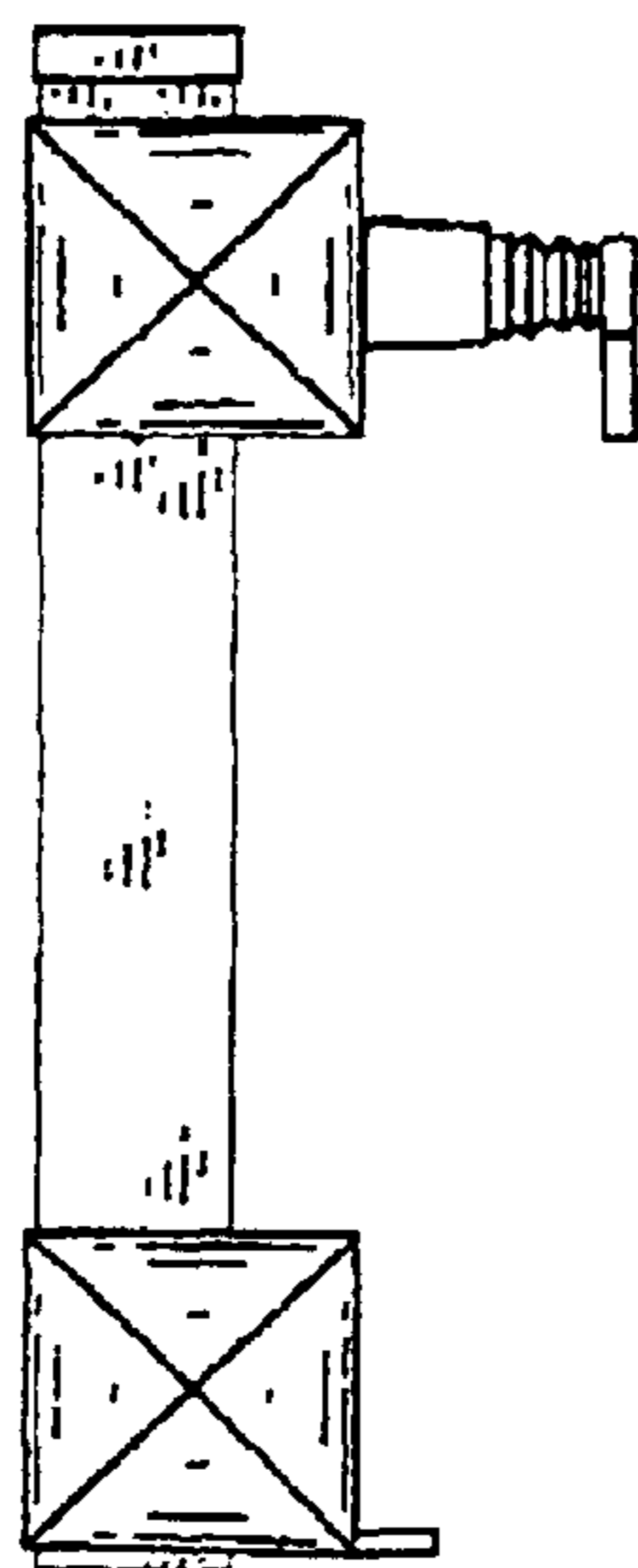
**Fig. 3**



**Fig. 4**



**Fig. 5**



**Fig. 6**

