

US00D495899S1

(12) **United States Design Patent**  
**Walker**

(10) **Patent No.:** **US D495,899 S**

(45) **Date of Patent:** **\*\* Sep. 14, 2004**

(54) **SPACESAVER CABINET**

D488,635 S \* 4/2004 Clucas ..... D6/436

(75) **Inventor:** **David L. Walker**, Chester, PA (US)

\* cited by examiner

(73) **Assignee:** **Zenith Products Corp.**, New Castle, DE (US)

*Primary Examiner*—Cathron Brooks

(74) *Attorney, Agent, or Firm*—Edgar A. Zarins; Lloyd D. Doigan

(\*\*) **Term:** **14 Years**

(57) **CLAIM**

(21) **Appl. No.:** **29/198,790**

The ornamental design for a spacesaver cabinet, as shown and described.

(22) **Filed:** **Feb. 4, 2004**

**DESCRIPTION**

(51) **LOC (7) Cl.** ..... **06-04**

(52) **U.S. Cl.** ..... **D6/438; D6/439**

(58) **Field of Search** ..... D6/432-448; 312/204, 312/224, 278, 279

FIG. 1 is a perspective view of a spacesaver cabinet showing my new design;

FIG. 2 is a front elevational view thereof;

FIG. 3 is a top plan view thereof; and,

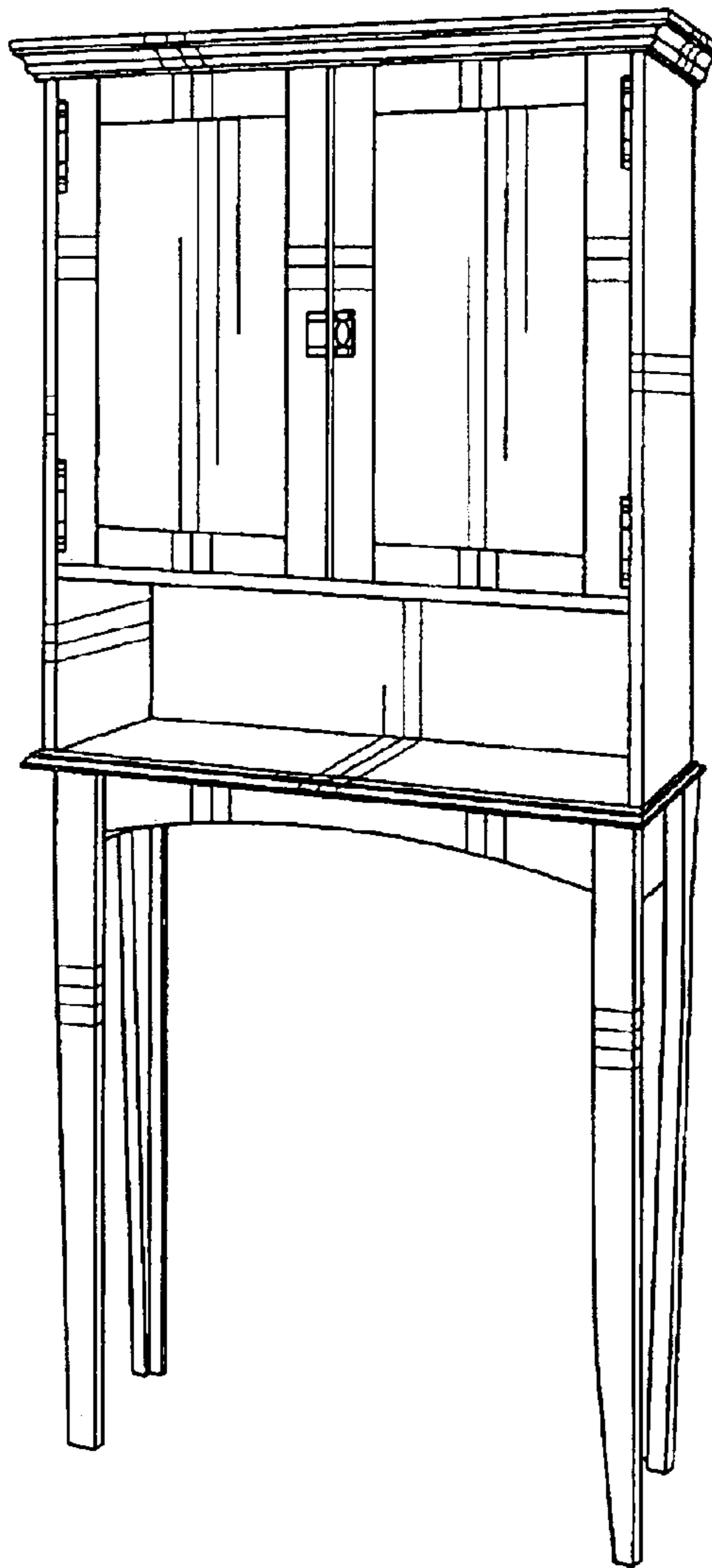
FIG. 4 is a left side view thereof; the opposite side being a mirror image of the side shown.

(56) **References Cited**

**U.S. PATENT DOCUMENTS**

D488,319 S \* 4/2004 Harwanko ..... D6/397

**1 Claim, 2 Drawing Sheets**



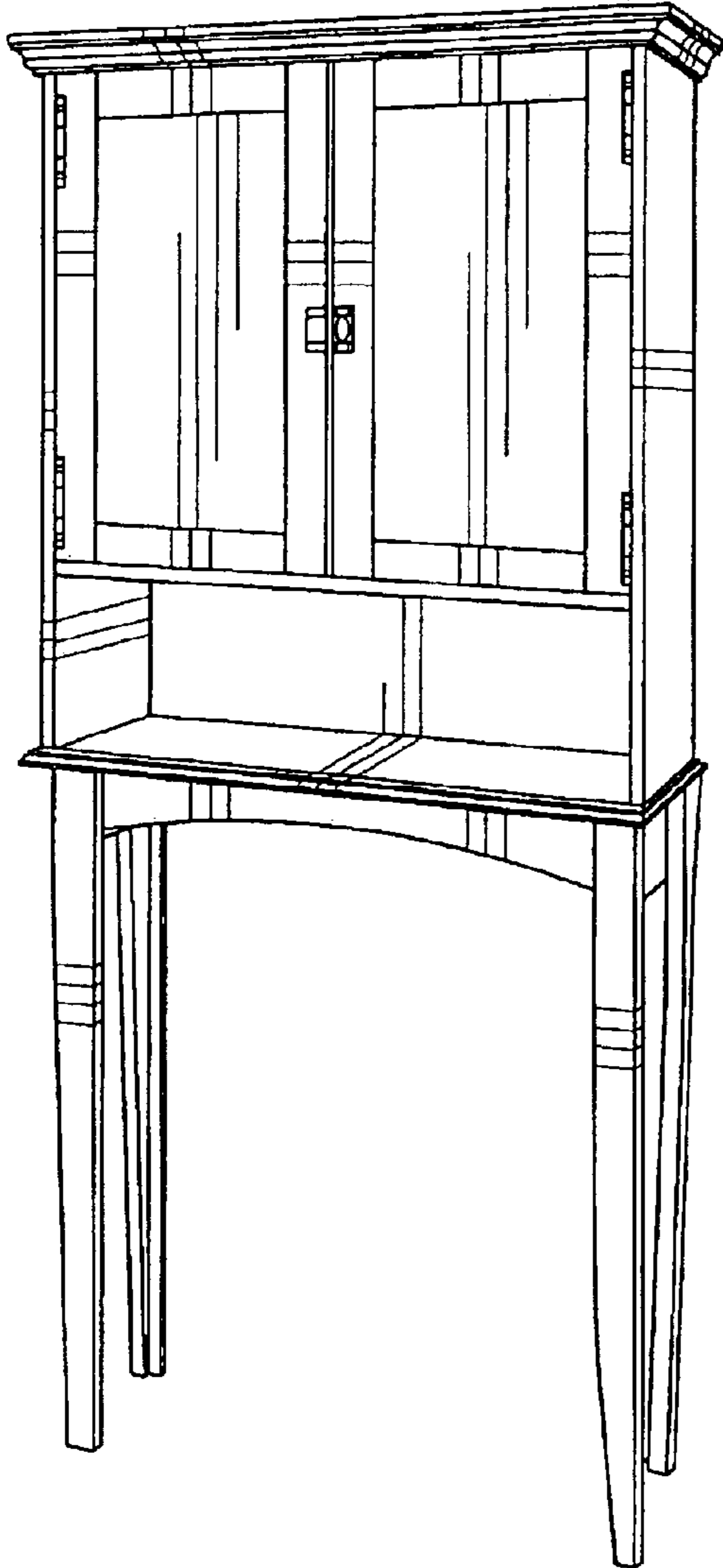


Fig-1




Fig-2




Fig-3

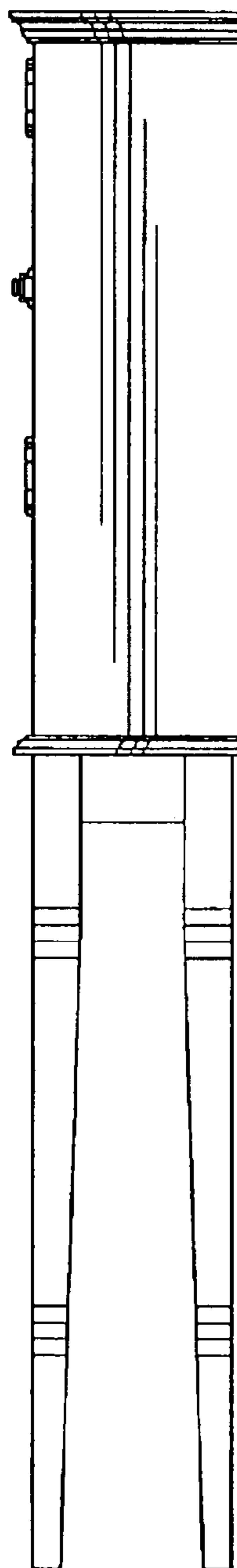


Fig-4