



US00D495887S1

(12) **United States Design Patent**
Mackey et al.

(10) **Patent No.: US D495,887 S**

(45) **Date of Patent: ** Sep. 14, 2004**

(54) **SERVEWARE PATTERN**

(75) Inventors: **Scott Mackey**, Hoffman Estates, IL (US); **Chris Kambouris**, Franklin, WI (US); **Robert Held**, Pewaukee, WI (US); **Tim Hinchey**, Eagle, WI (US)

(73) Assignee: **WKI Holding Company, Inc.**, Reston, VA (US)

(**) Term: **14 Years**

(21) Appl. No.: **29/166,082**

(22) Filed: **Aug. 21, 2002**

(51) **LOC (7) Cl.** **05-05**

(52) **U.S. Cl.** **D5/47**

(58) **Field of Search** D7/571, 560, 354-361; D5/4, 23, 47

(56) **References Cited**

U.S. PATENT DOCUMENTS

- D275,355 S * 9/1984 Durand D7/560
- D326,069 S * 5/1992 Weder et al. D5/47

* cited by examiner

Primary Examiner—Lisa Lichtenstein
(74) Attorney, Agent, or Firm—Seyfarth Shaw LLP

(57) **CLAIM**

The ornamental design for the serveware pattern, as shown and described.

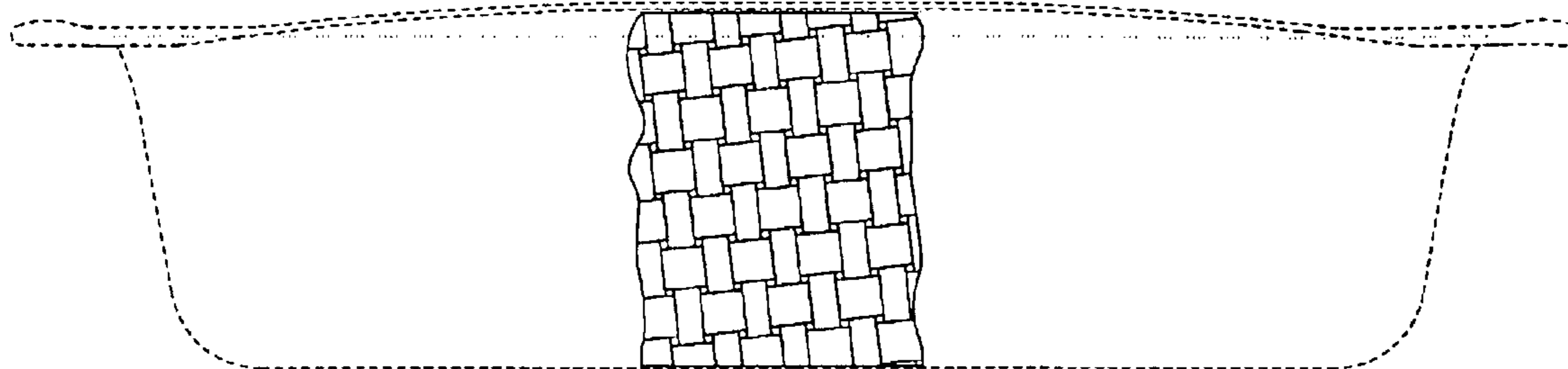
DESCRIPTION

FIG. 1 is a front elevation view of the serveware pattern showing the first embodiment of our new design, it being understood that the pattern is repeated throughout the side surface of the serveware as shown schematically by solid lines, and/or its bottom surface; and,

FIG. 2 is a front elevation view of the second embodiment of the serveware pattern, it being understood that the pattern is repeated throughout the side surface of the serveware as shown schematically by solid lines, and/or its bottom surface.

The broken line showing of environmental structure is for illustrative purposes only and forms no part of the claimed design.

1 Claim, 1 Drawing Sheet



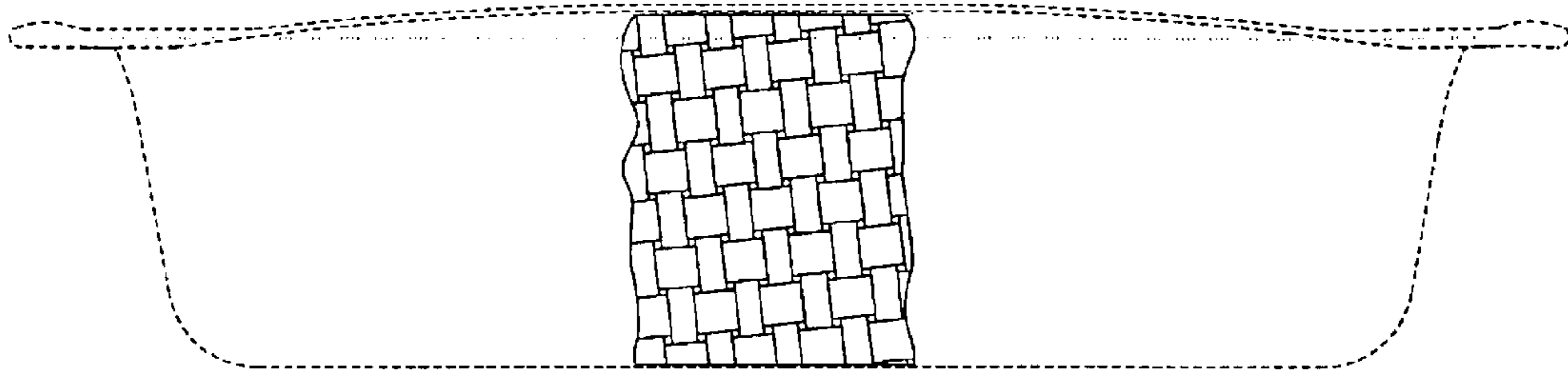


FIG. 1

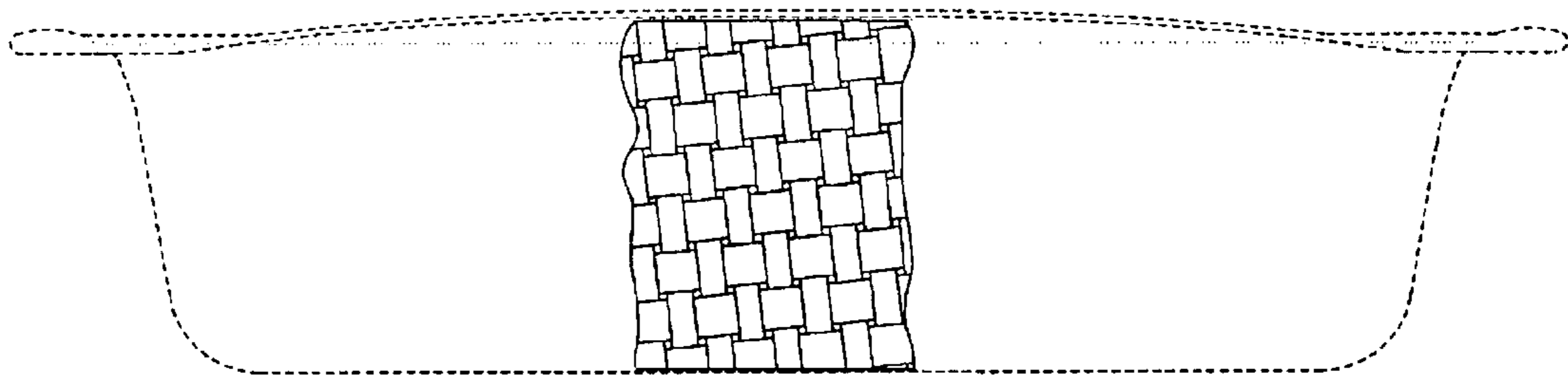


FIG. 2