

US00D495872S1

(12) **United States Design Patent**  
**Patton**

(10) **Patent No.:** **US D495,872 S**

(45) **Date of Patent:** **\*\* Sep. 14, 2004**

(54) **ELECTRONIC ACCESSORIES POUCH**

(76) **Inventor:** **Julie L. Patton**, 10467 N. Calle Verano  
Seco, Tucson, AZ (US) 85737

(\*\*) **Term:** **14 Years**

(21) **Appl. No.:** **29/188,317**

(22) **Filed:** **Aug. 16, 2003**

(51) **LOC (7) Cl.** ..... **03-01**

(52) **U.S. Cl.** ..... **D3/218**

(58) **Field of Search** ..... D3/218, 215, 219,  
D3/221; 224/676, 677, 680, 681, 674, 675,  
240; 206/320

D453,417 S	2/2002	Badillo et al. ....	D3/218
D455,899 S	4/2002	Gur et al. ....	D3/218
D458,019 S	6/2002	Gur et al. ....	D3/218
6,478,205 B1	11/2002	Fujihashi ....	224/675
D467,069 S	* 12/2002	TenHoeve ....	D3/218
6,568,576 B1	5/2003	Godshaw et al. ....	224/647
D475,850 S	* 6/2003	Andre et al. ....	D3/218
D480,557 S	10/2003	Kohli et al. ....	D3/218
D486,304 S	* 2/2004	Brown ....	D3/218

\* cited by examiner

*Primary Examiner*—Catherine R. Oliver

(57) **CLAIM**

The ornamental design for a electronic accessories pouch, as shown and described.

(56) **References Cited**

**U.S. PATENT DOCUMENTS**

D297,188 S	8/1988	Powell .....	D3/218
D322,719 S	12/1991	Jayez .....	D3/218
D362,541 S	9/1995	Elder et al. ....	D3/218
D377,117 S	1/1997	Klassen .....	D3/218
D395,748 S	7/1998	Akutsu .....	D3/218
5,971,242 A	10/1999	Schuerman .....	224/544
D420,218 S	2/2000	Chen .....	D3/218
D435,722 S	1/2001	Pepping .....	D3/218

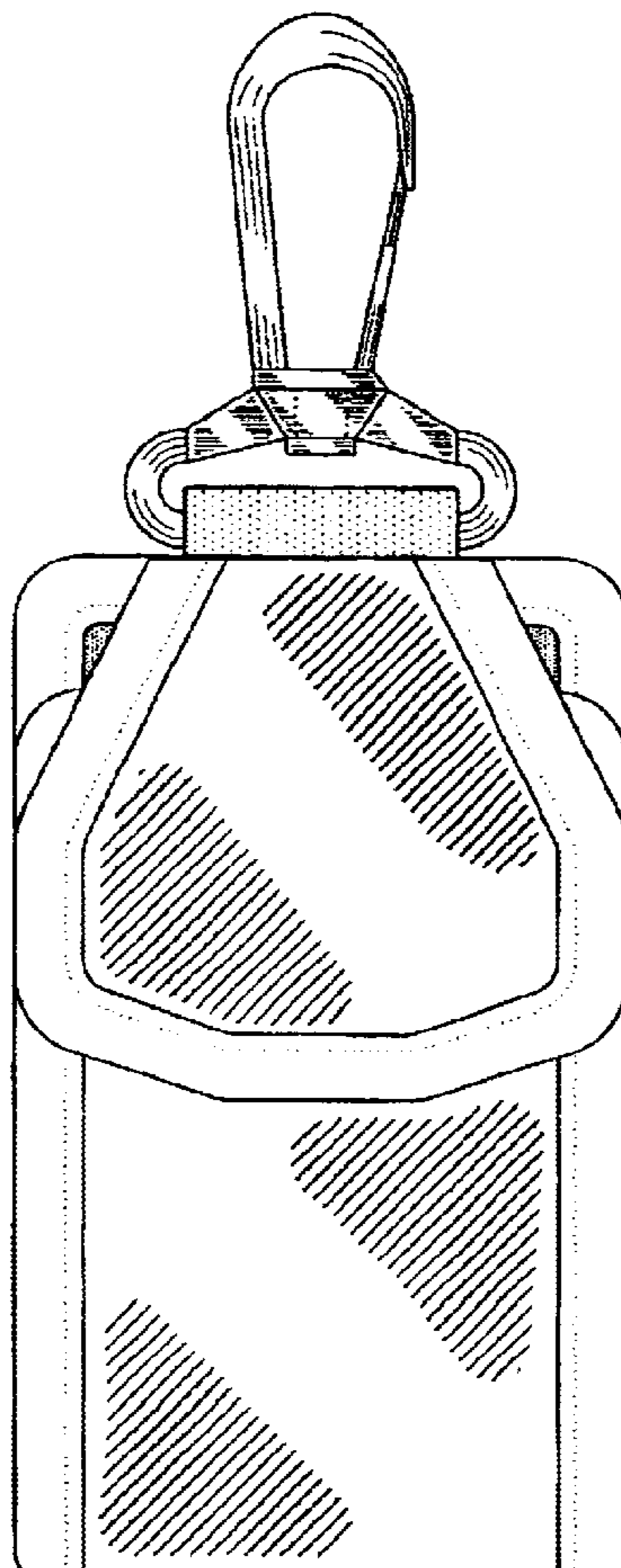
**DESCRIPTION**

FIG. 1 is a front elevational view of the electronics accessory pouch showing my new design, with the flap in a closed position;

FIG. 2 is a front elevational view thereof, with the flap shown in an open position; and,

FIG. 3 is a right side view.

**1 Claim, 3 Drawing Sheets**



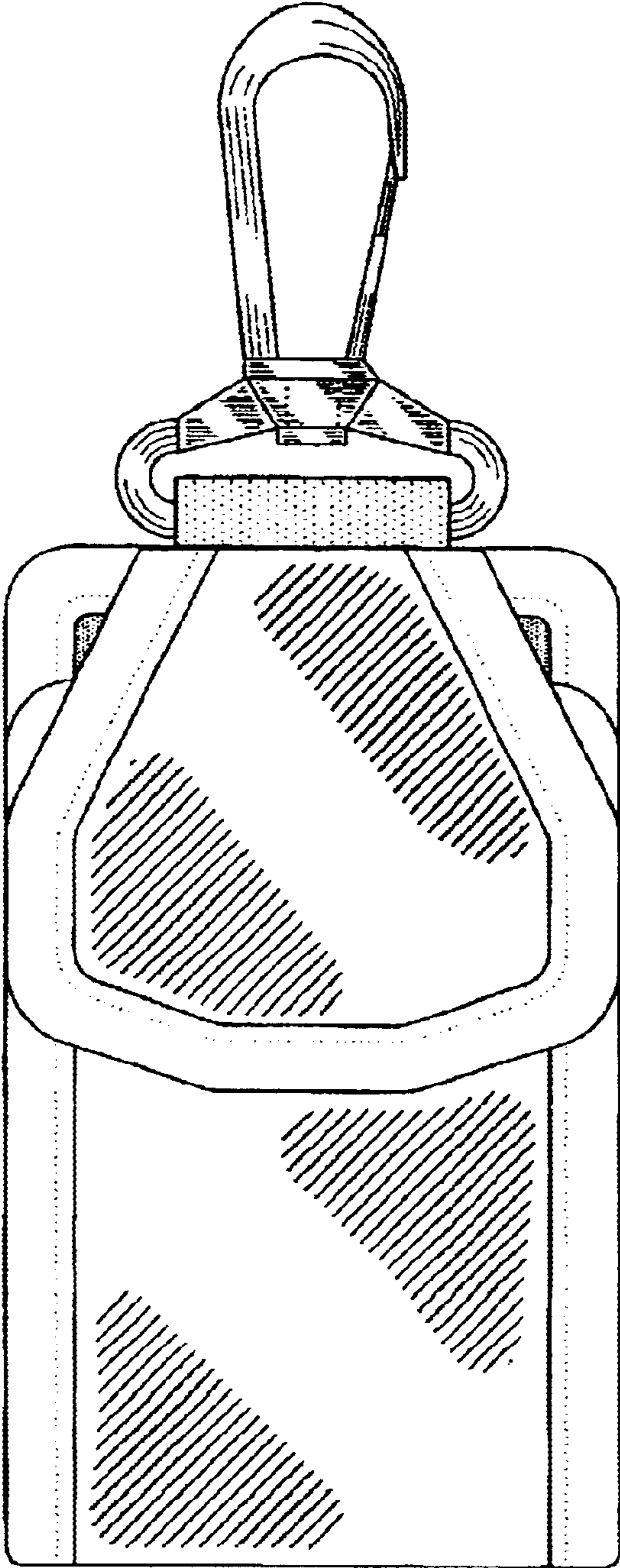


FIG. 1

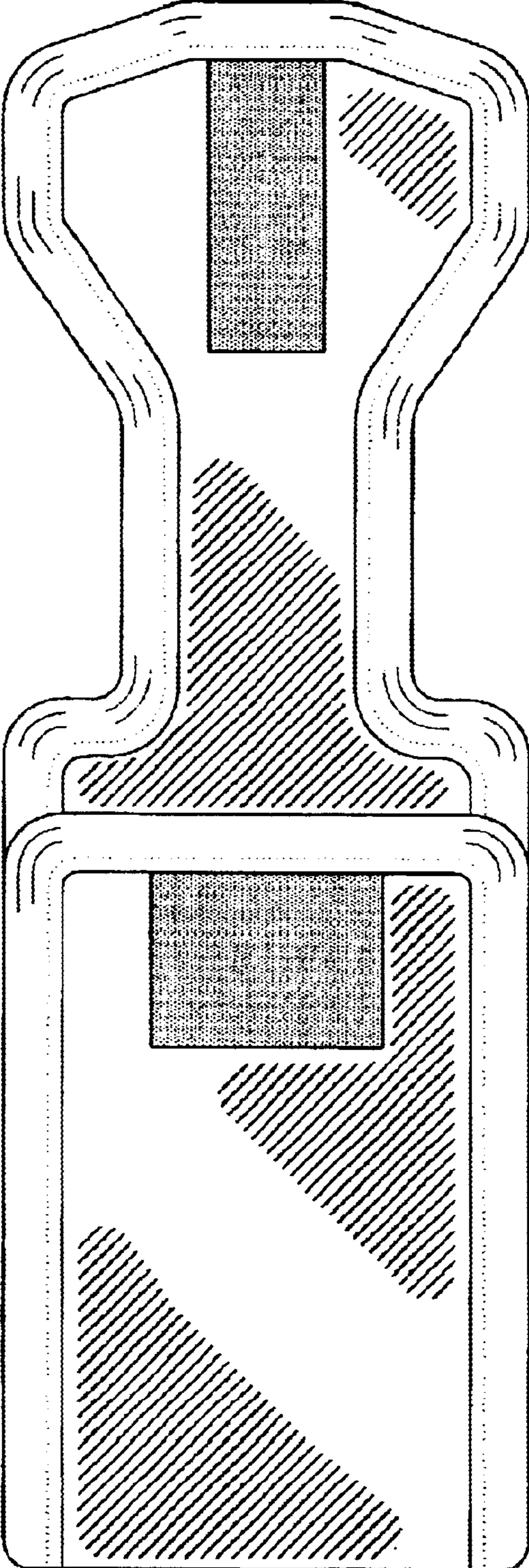


FIG. 2

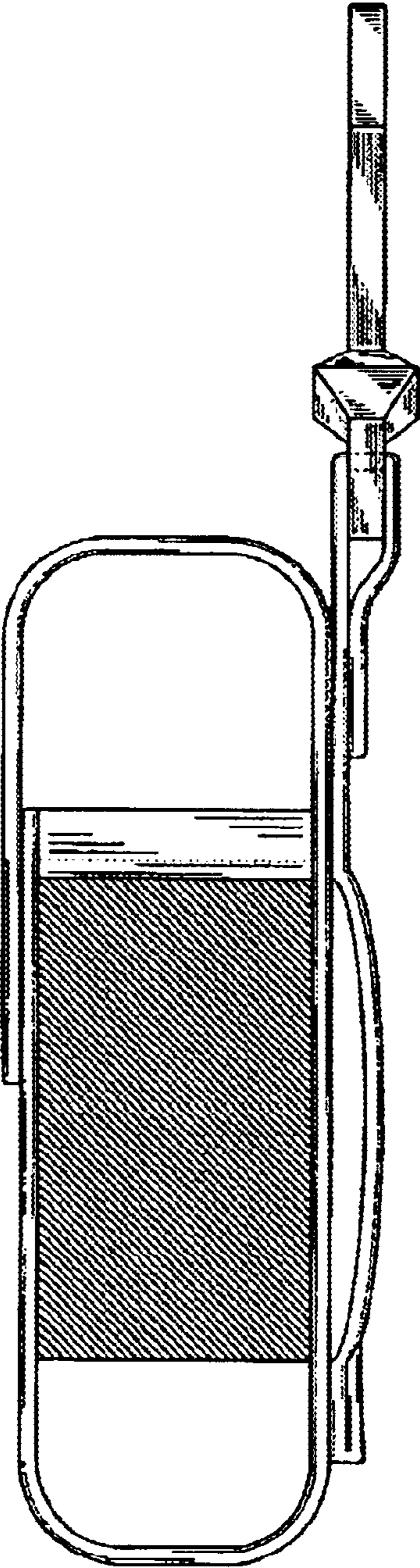


FIG. 3