

US00D495868S1

(12) **United States Design Patent**
McDowell

(10) **Patent No.: US D495,868 S**

(45) **Date of Patent: ** Sep. 14, 2004**

(54) **SIDE ELEMENT OF A SHOE UPPER**

(75) **Inventor: Sean M. McDowell**, Beaverton, OR (US)

(73) **Assignee: Nike, Inc.**, Beaverton, OR (US)

(**) **Term: 14 Years**

(21) **Appl. No.: 29/196,335**

(22) **Filed: Dec. 23, 2003**

(51) **LOC (7) Cl. 02-99**

(52) **U.S. Cl. D2/972**

(58) **Field of Search** D2/902, 907, 908, D2/943, 944, 969, 972-974; 36/45, 50.1, 77 M, 77 R, 83, 88, 113, 114, 126-130

(56) **References Cited**

U.S. PATENT DOCUMENTS

D388,598 S	1/1998	Hatfield	
D392,092 S	3/1998	Cooper	
D393,346 S	4/1998	Hlavacs	
D395,348 S	6/1998	Smith, III	
D395,354 S	6/1998	Avar	
D397,852 S	9/1998	Smith, III	
D398,762 S	9/1998	McDowell et al.	
D398,764 S	9/1998	Hlavacs	
D398,771 S	9/1998	Doxey	
D406,448 S	3/1999	Rask	
D417,774 S	12/1999	Hlavacs	
D420,499 S	* 2/2000	Dolinsky	D2/972
D440,393 S	* 4/2001	Mervar	D2/972
D450,917 S	11/2001	Fogg	
D452,608 S	1/2002	McDowell	
D459,869 S	7/2002	Doxey	
D461,044 S	8/2002	McCourt	
D463,098 S	9/2002	Hui	
D467,412 S	12/2002	Morris	
D467,413 S	* 12/2002	Rogers	D2/973
D468,087 S	1/2003	Estey	
D474,010 S	5/2003	Gerber	
D475,523 S	6/2003	McDowell	

OTHER PUBLICATIONS

“Nike Footwear Catalog,” Holiday 1998, published Feb. 1998 (p. M92), Beaverton, Oregon.

“Nike Footwear Catalog,” Late Spring 1999, published Sep. 1998 (pp. W22, W93), Beaverton, Oregon.

“Nike Footwear Catalog,” Fall 1999, published Nov. 1998 (pp. W22, W32) Beaverton, Oregon.

“Nike Footwear Catalog,” Spring 2000, published Jul. 1999 (p. M94), Beaverton, Oregon.

“Nike Footwear Catalog,” Fall 2000, published Nov. 1999 (pp. W4, W29), Beaverton, Oregon.

(List continued on next page.)

Primary Examiner—Dominic Simone

(74) *Attorney, Agent, or Firm*—TraskBritt

(57) **CLAIM**

The ornamental design for a side element of a shoe upper, as shown and described.

DESCRIPTION

FIG. 1 is a perspective view of a side element of a shoe upper showing my new design;

FIG. 2 is a side view of the side element of a shoe upper shown in FIG. 1;


FIG. 3 is a front view of the side element of a shoe upper shown in FIG. 1;

FIG. 4 is a rear view of the side element of a shoe upper shown in FIG. 1; and,

FIG. 5 is a top view of the side element of a shoe upper shown in FIG. 1.

The uneven broken line(s) immediately adjacent to the shaded area(s) represent(s) the bounds of the claimed design. All other uneven broken lines represent the remaining portion of the shoe. The uneven broken line representations in FIGS. 1-5 are for illustrative purposes only and form no part of the claimed design.

1 Claim, 2 Drawing Sheets



OTHER PUBLICATIONS

“Nike Footwear Catalog,” Holiday 2000, published Mar. 2000 (pp. M11, M38, W125), Beaverton, Oregon.

“Nike Footwear Catalog,” Spring 2001, published Jun. 2000 (p. M79), Beaverton, Oregon.

“Nike Footwear Catalog,” Spring 2002, published Jun. 2001 (p. W33), Beaverton, Oregon.

“Nike Footwear Catalog,” Spring 2003, published Jun. 2002 (pp. W10, W13, W17, W19, W46, W74, W92), Beaverton, Oregon.

“Nike Footwear Catalog,” Spring 2004, published Jun. 2003 (pp. W12, W20), Beaverton, Oregon.

“Nike Footwear Catalog,” Fall 2004, published Nov. 2003 (pp. W3, W19, W79) Beaverton, Oregon.

* cited by examiner

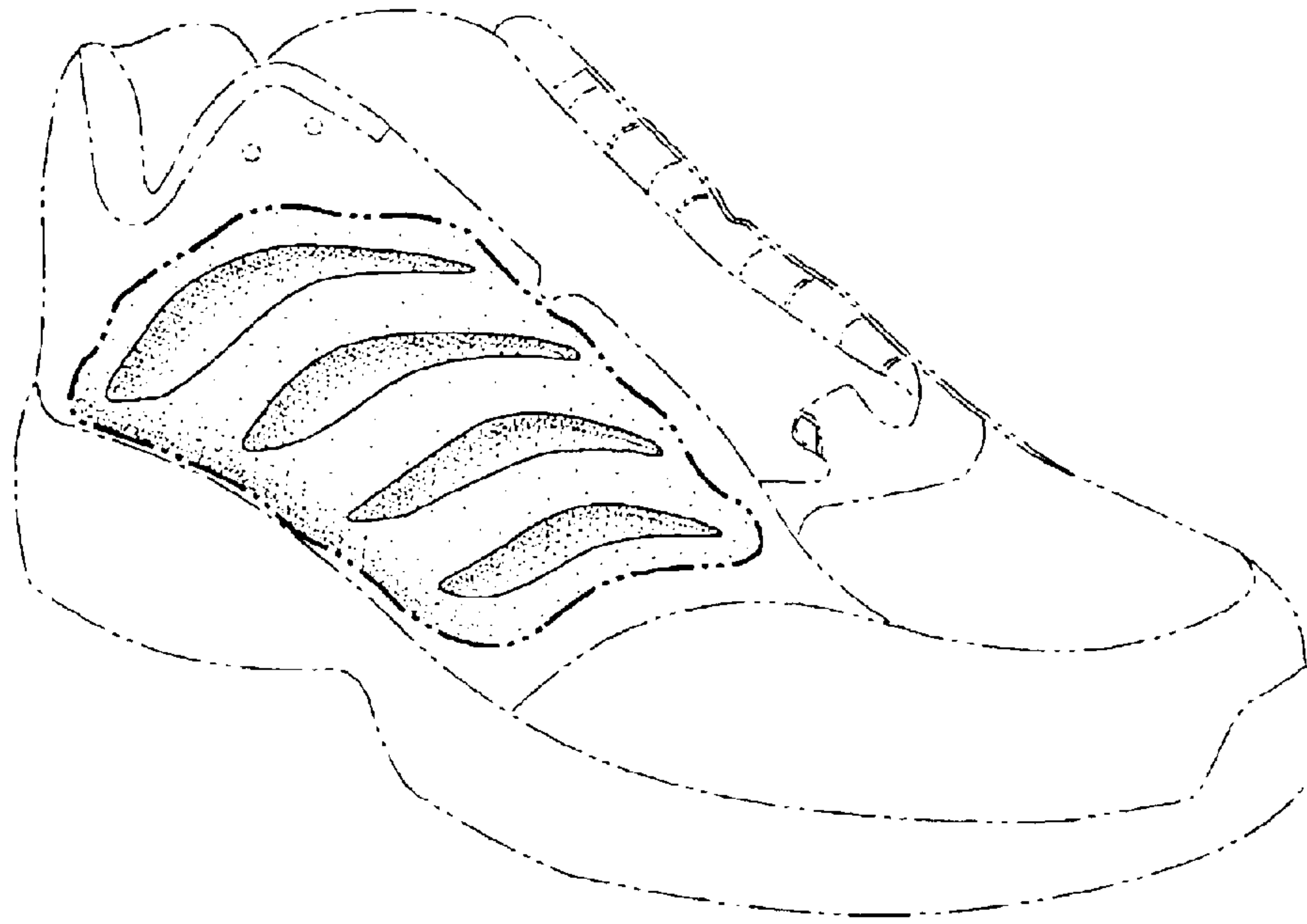


FIG. 1




FIG. 2

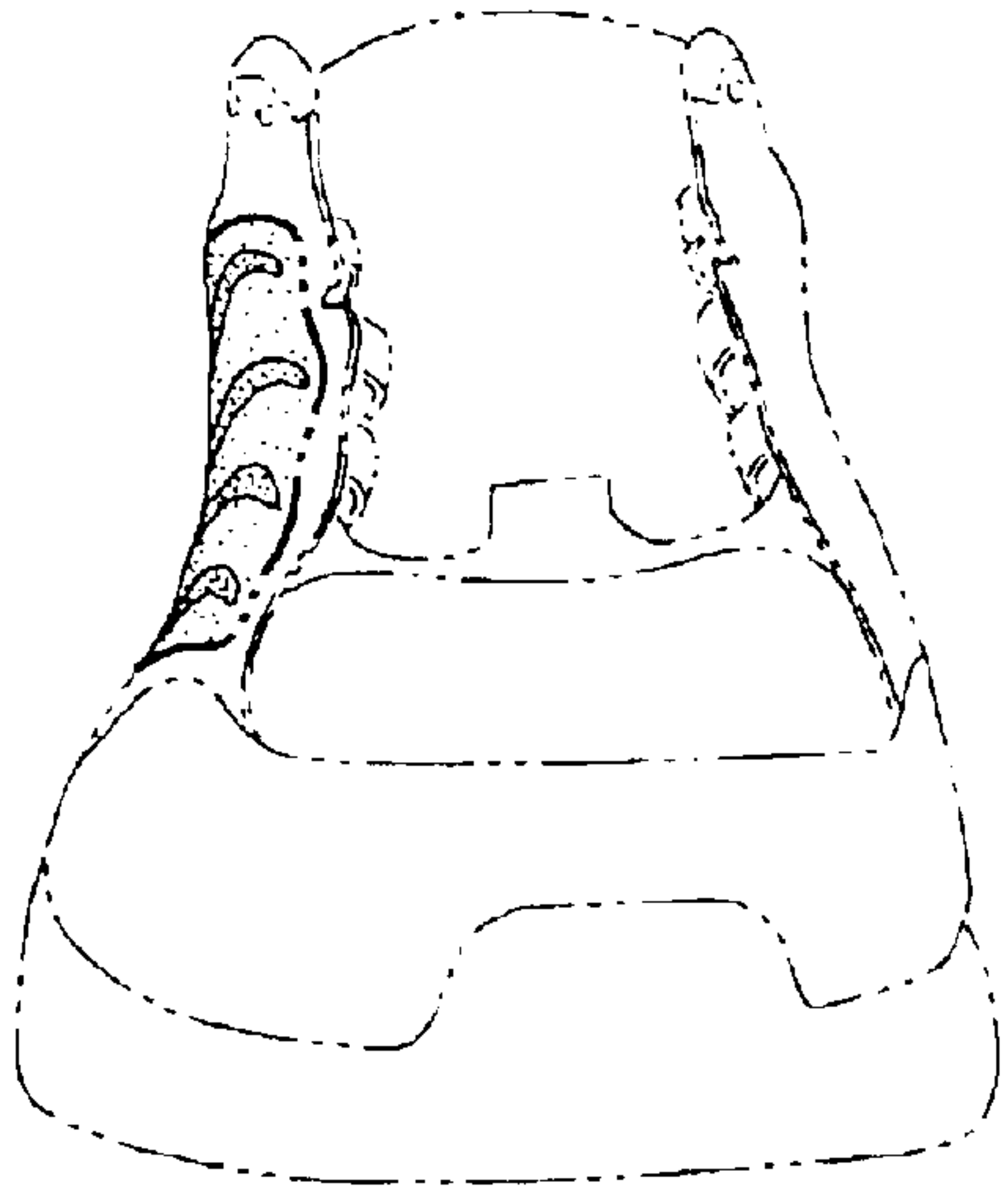


FIG. 3

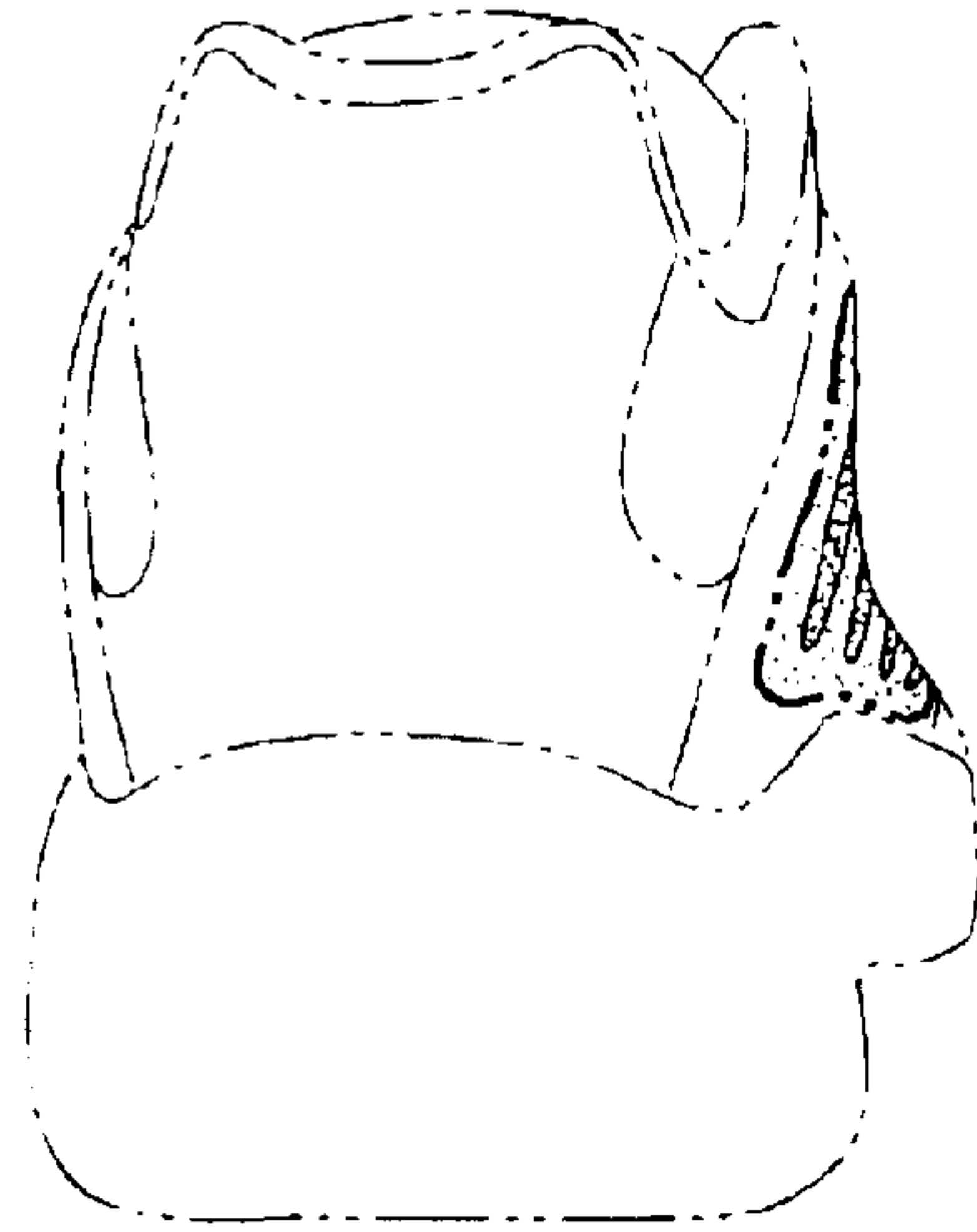


FIG. 4



FIG. 5