

US00D495867S1

(12) **United States Design Patent** (10) **Patent No.:** **US D495,867 S**  
**Avar** (45) **Date of Patent:** **\*\* Sep. 14, 2004**

(54) **PORTION OF A SHOE UPPER**

(75) Inventor: **Eric P. Avar**, Aloha, OR (US)

(73) Assignee: **Nike Inc.**, Beaverton, OR (US)

(\*\*) Term: **14 Years**

(21) Appl. No.: **29/195,882**

(22) Filed: **Dec. 19, 2003**

(51) **LOC (7) Cl.** ..... **02-99**

(52) **U.S. Cl.** ..... **D2/972**

(58) **Field of Search** ..... D2/902, 907, 908,  
D2/943, 944, 969, 972-974; 36/45, 50.1,  
77 M, 77 R, 83, 88, 113, 114, 126-130

(56) **References Cited**

**U.S. PATENT DOCUMENTS**

D93,590 S	8/1934	Werthiem	
D97,613 S	4/1935	Mackey	
3,138,880 A	6/1964	Kunzli	
D220,464 S	4/1971	Hayashi	
D278,186 S	4/1985	Michaeli	
D278,758 S	5/1985	Michaeli	
D330,966 S	11/1992	Aveni	
D333,721 S	3/1993	Hatfield	
D334,090 S	3/1993	Teague	
D339,451 S	9/1993	Greene	
D347,317 S	5/1994	Avar	
D383,294 S	9/1997	Lozano	
D391,068 S	2/1998	Aveni et al.	
D393,353 S	4/1998	Lozano	
D393,360 S	4/1998	Aveni et al.	
D393,361 S	4/1998	Rask	
D393,939 S	5/1998	Greene	
D395,944 S	7/1998	Avar	
D399,340 S	* 10/1998	James	..... D2/902
D405,950 S	2/1999	Lozano	
D406,628 S	3/1999	Avar et al.	
D417,773 S	12/1999	Cooper	
D432,778 S	10/2000	McCourt	

(List continued on next page.)

**OTHER PUBLICATIONS**

Nike Footwear Catalog, Spring 1985, p. 20, published 1985.  
Nike Footwear Catalog, Fall 1988, p. 94, published Dec. 1987.

Nike Footwear Catalog, Fall 1992, p. 32, published Dec. 1991.

Nike Footwear Catalog, Spring 1993, p. 20, published Jun. 1992.

Nike Footwear Catalog, Spring 1997, p. 41, published Jun. 1996.

Nike Footwear Catalog, Fall 1997, p. 112, published Dec. 1996.

Nike Footwear Catalog, Fall 1998, pp. 62 and 104, published Dec. 1997.

Nike Footwear Catalog, Spring 2003, p. M33, published Jun. 2002.

*Primary Examiner*—Dominic Simone

(74) *Attorney, Agent, or Firm*—Banner & Witcoff, Ltd.

(57) **CLAIM**

The ornamental design for a portion of a shoe upper, as shown and described.

**DESCRIPTION**

FIG. 1 is a front perspective view of a portion of a shoe upper showing my new design;

FIG. 2 is a side view thereof;

FIG. 3 is a rear perspective view thereof;

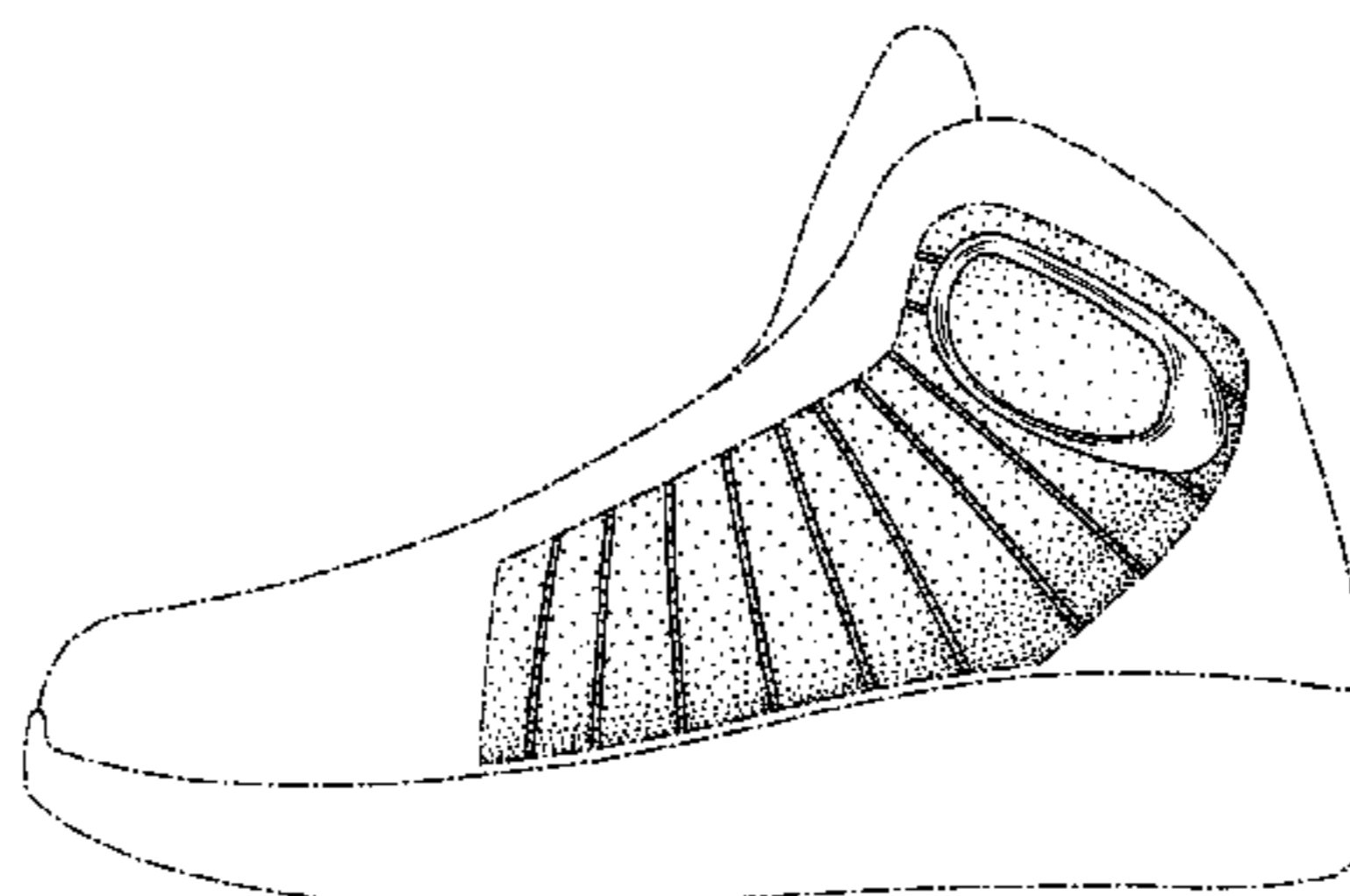
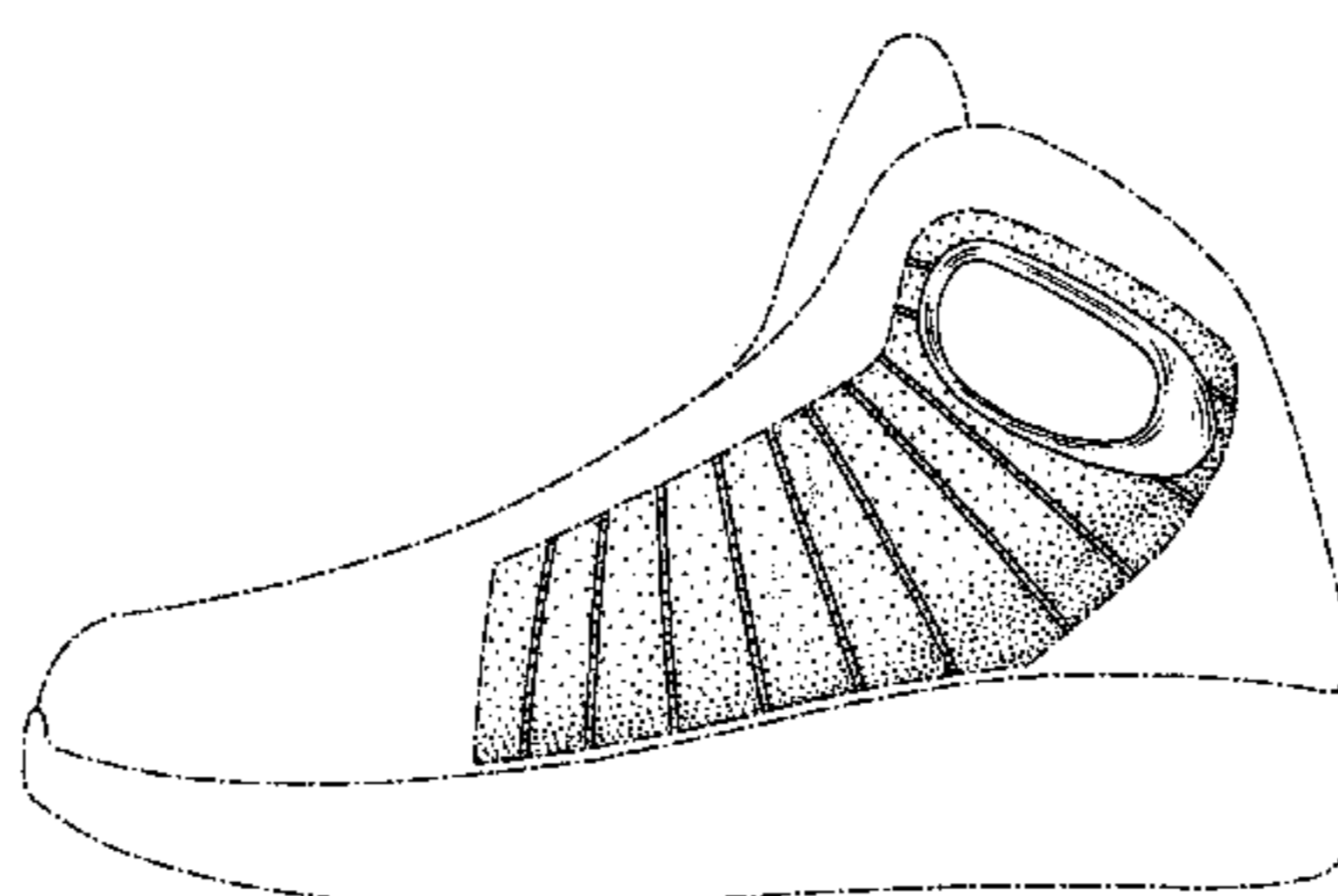
FIG. 4 is a front perspective view of a portion of a shoe upper showing another embodiment of my new design;

FIG. 5 is a side view of the embodiment of FIG. 4; and,

FIG. 6 is a rear perspective view of the embodiment of FIG. 4.

The uneven broken lines immediately adjacent to the shaded area represent an unclaimed boundary of the design. The uneven broken line showing of the remainder of the shoe forms no part of the claimed design.

**1 Claim, 6 Drawing Sheets**



# US D495,867 S

Page 2

---

## U.S. PATENT DOCUMENTS

D434,547 S 12/2000 Kim  
D434,551 S \* 12/2000 Snyder ..... D2/969  
D439,034 S 3/2001 Lozano  
D442,360 S 5/2001 Holmes  
D447,857 S 9/2001 Januszewski  
D447,860 S 9/2001 Matis et al.  
D467,412 S 12/2002 Morris

D468,088 S 1/2003 Link  
D473,370 S 4/2003 Kuerbis  
D475,523 S 6/2003 McDowell  
D476,473 S 7/2003 Clegg  
D477,708 S 7/2003 Smith  
D487,610 S \* 3/2004 Lin ..... D2/907

\* cited by examiner

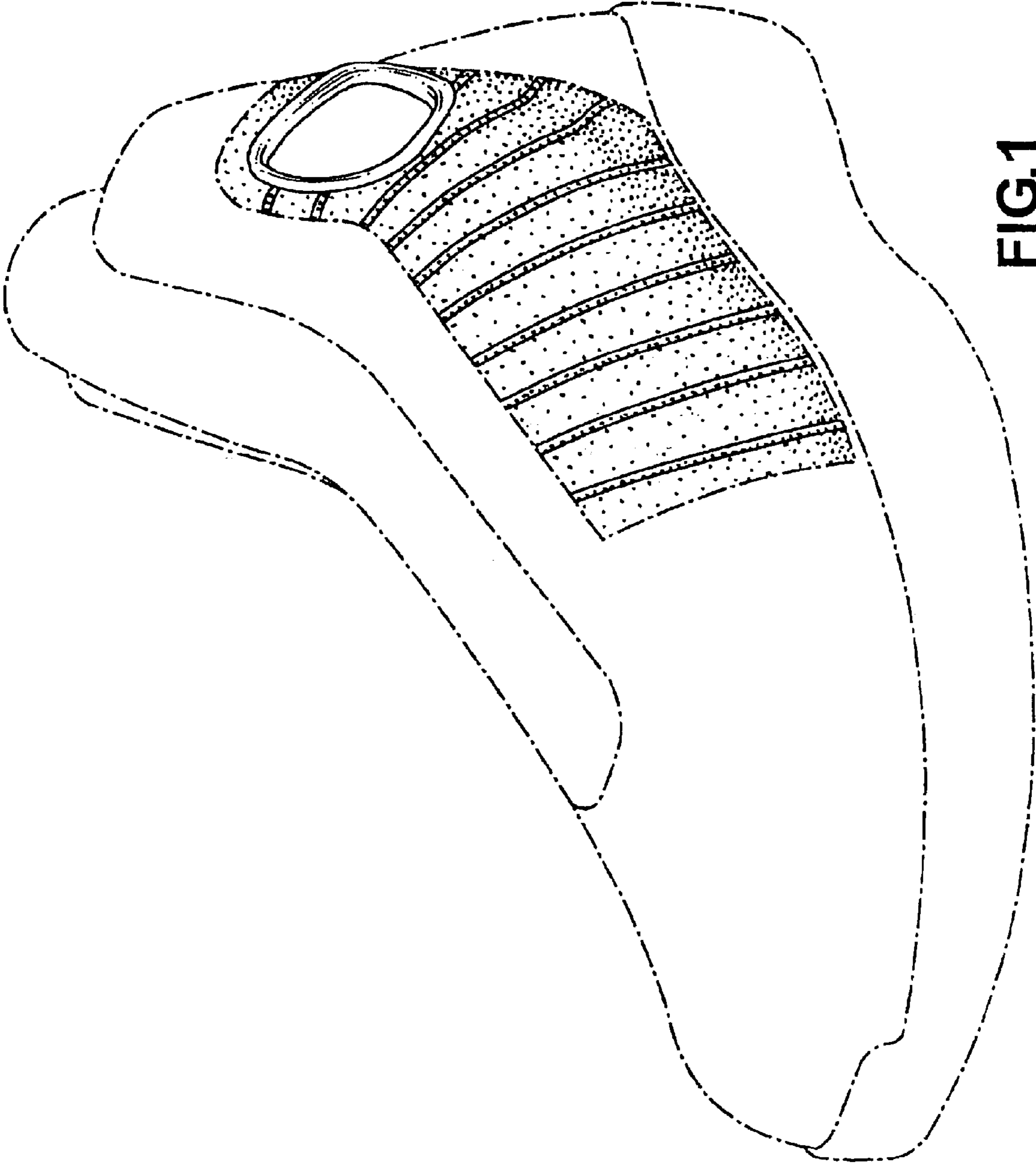


FIG. 1

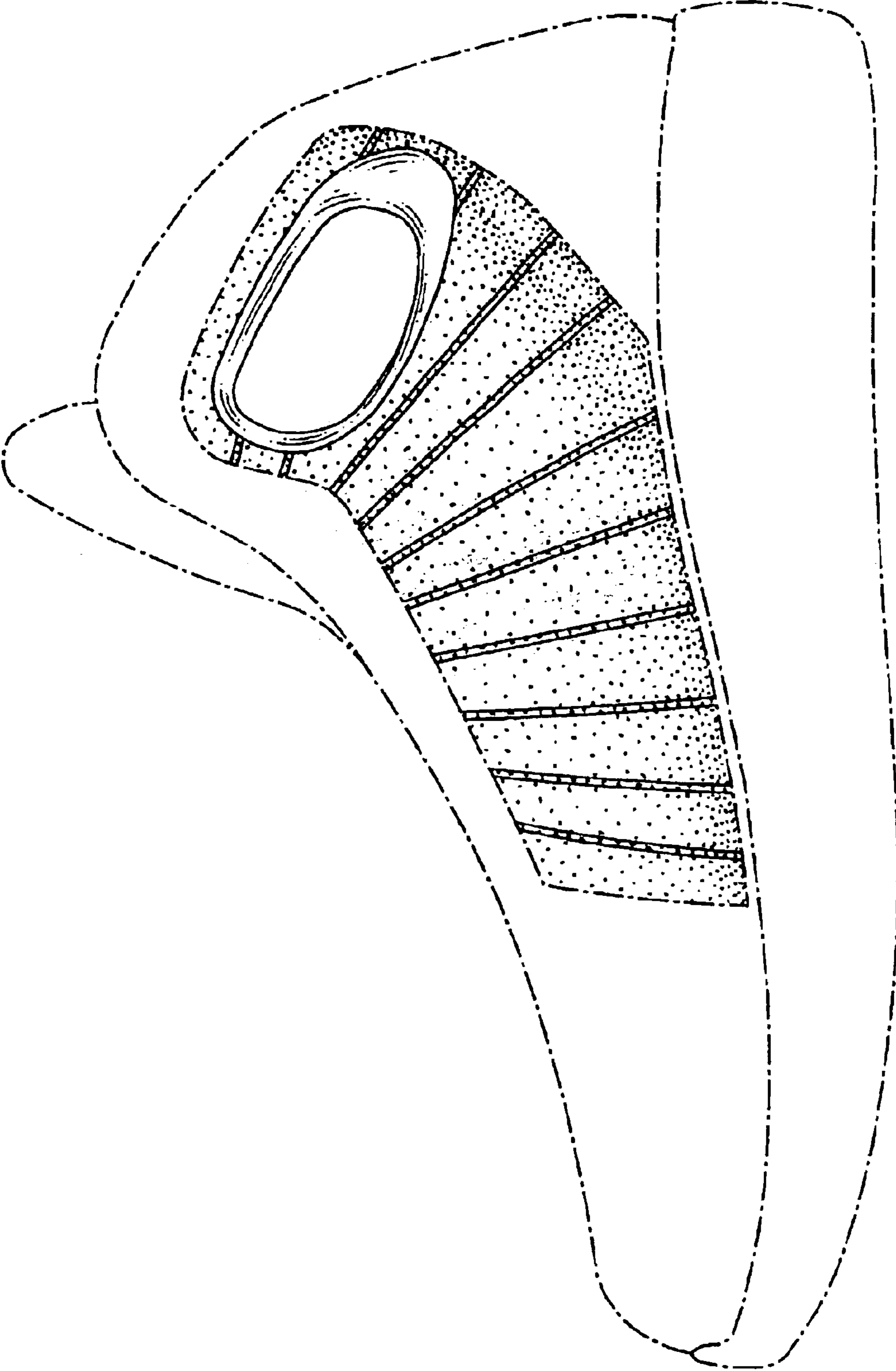


FIG. 2

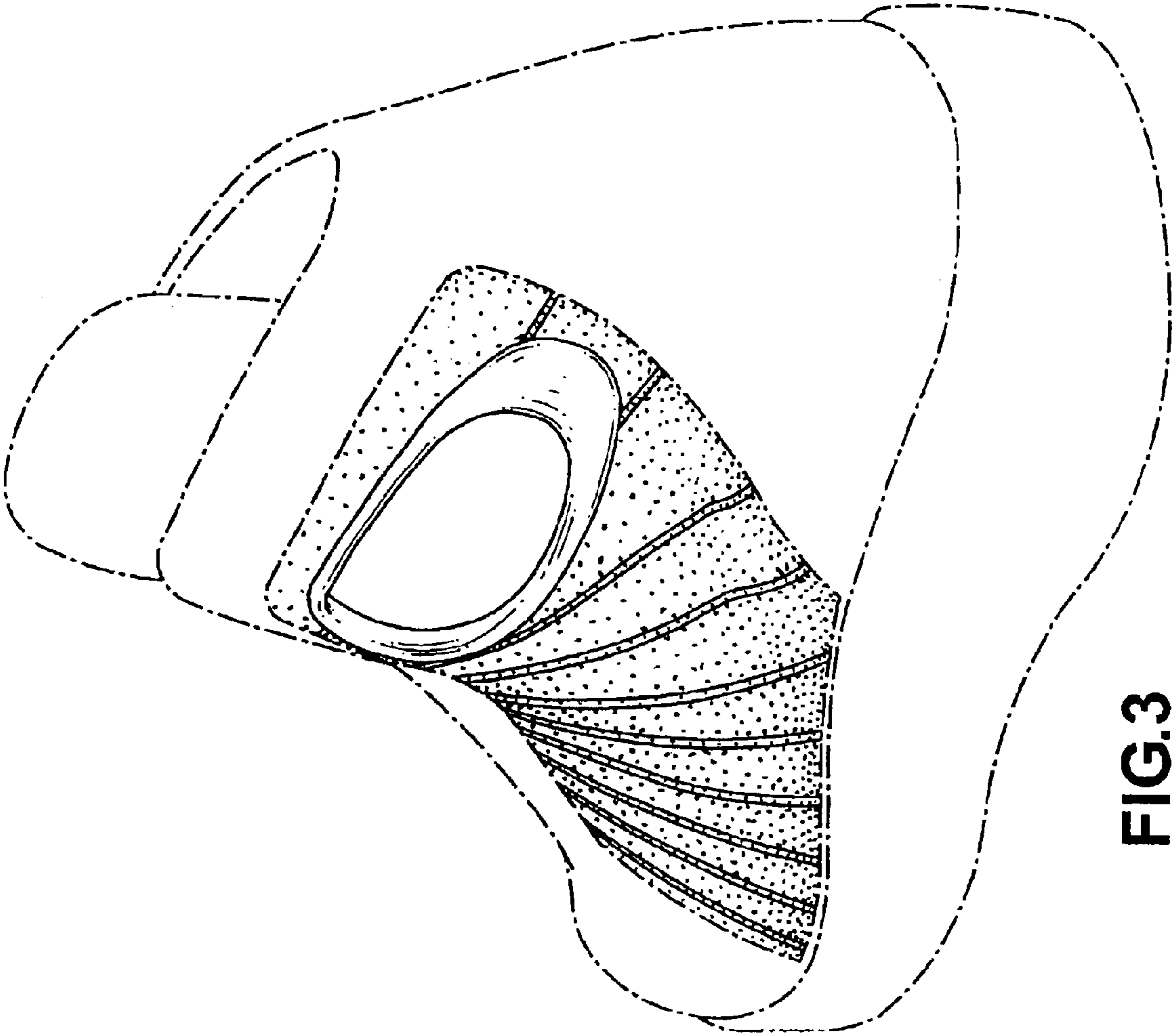


FIG.3

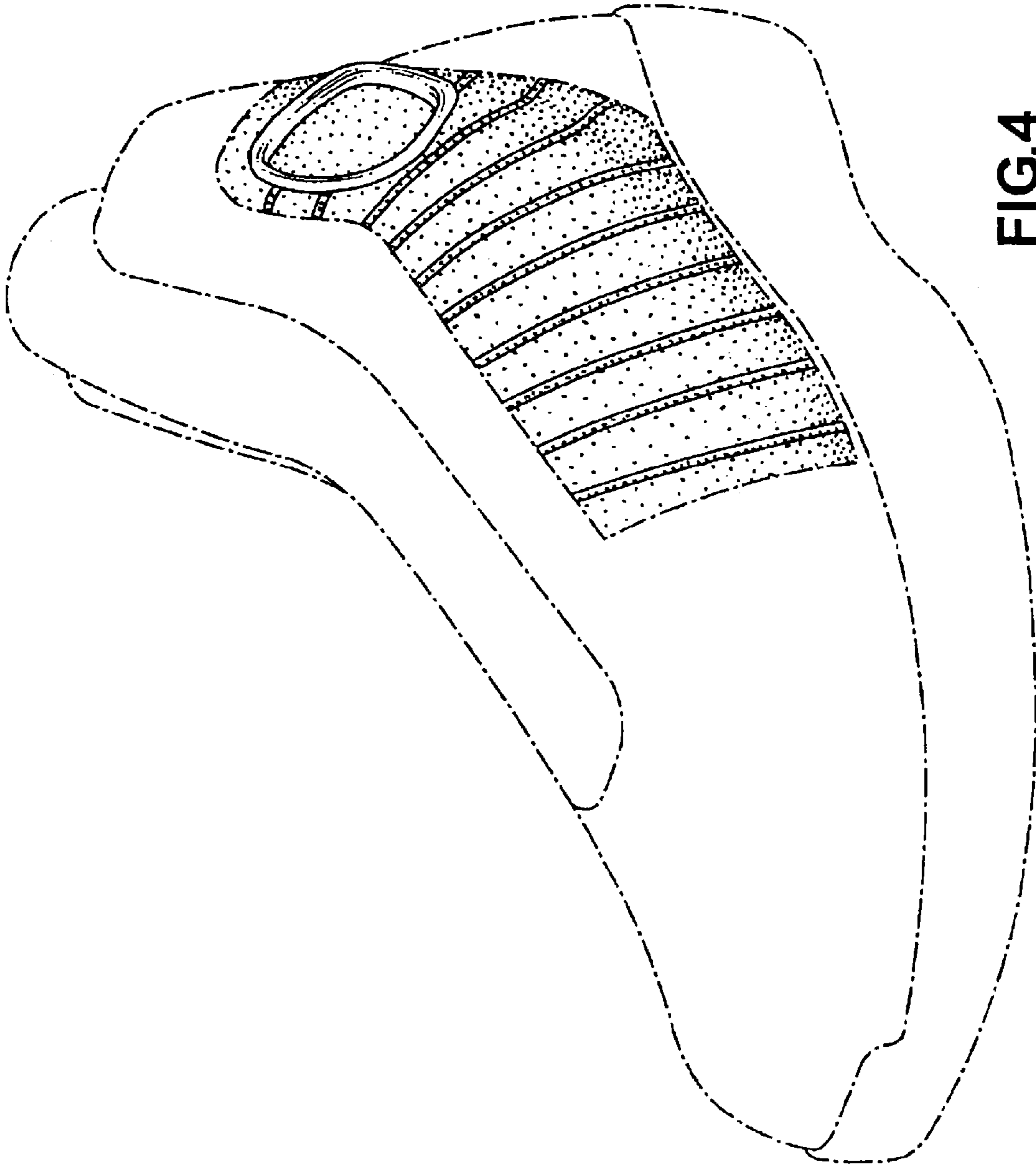


FIG. 4

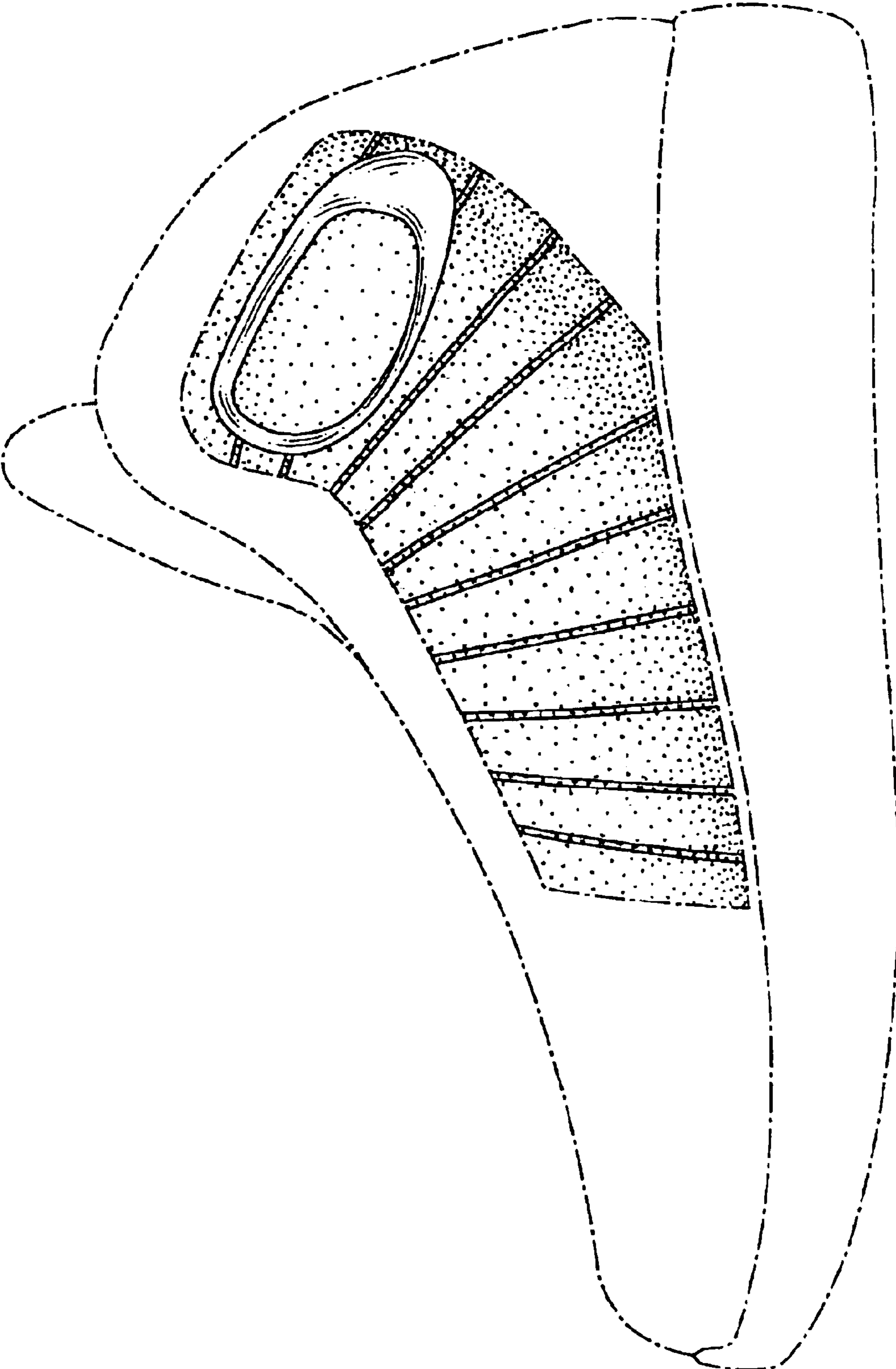


FIG. 5

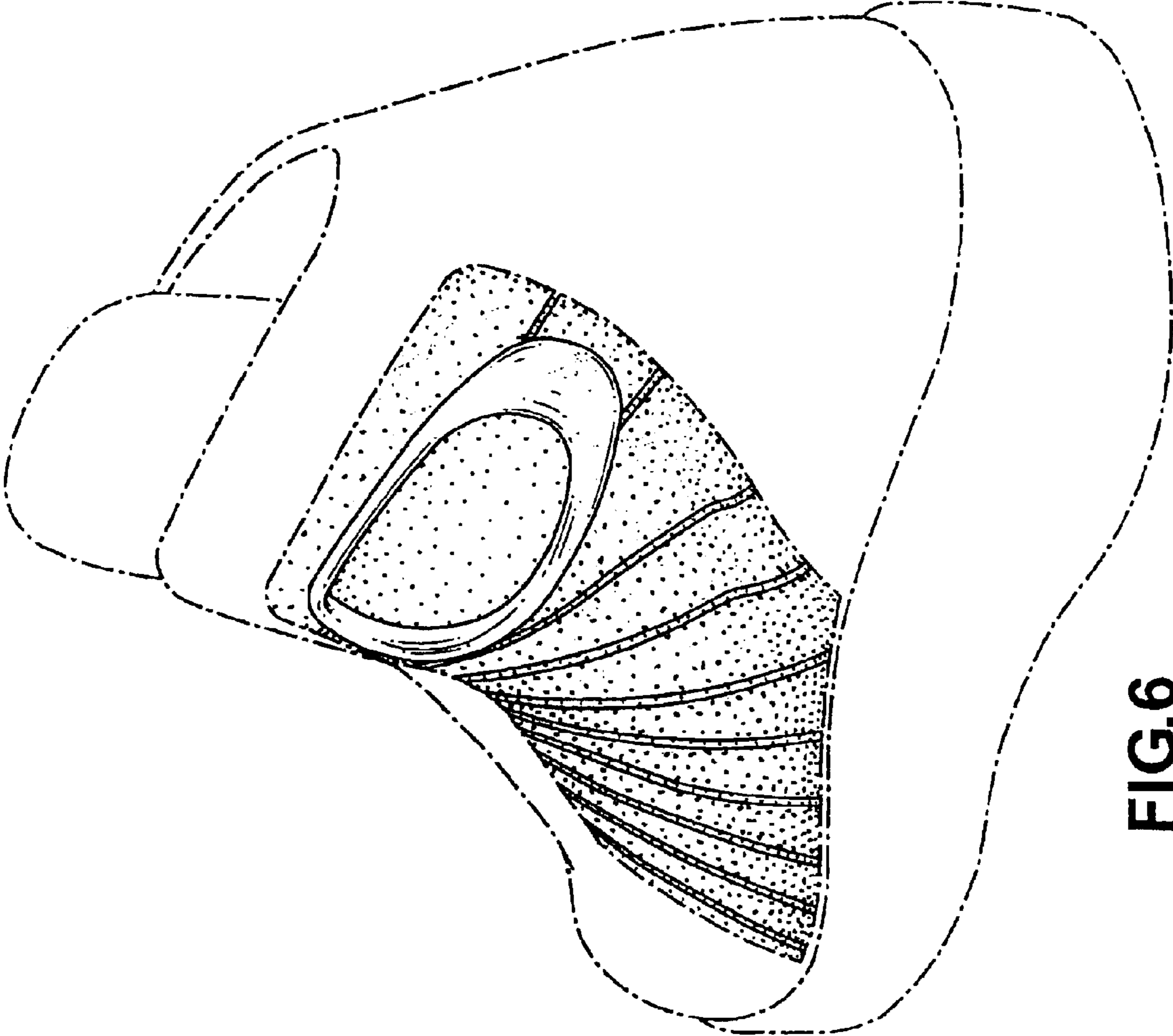


FIG. 6