

US00D495865S1

(12) **United States Design Patent** (10) **Patent No.:** **US D495,865 S**
Lee (45) **Date of Patent:** **** Sep. 14, 2004**

(54) **SIDE ELEMENT OF A SHOE UPPER**

- (75) Inventor: **Tae Yong Lee**, Hillsboro, OR (US)
- (73) Assignee: **Nike, Inc.**, Beaverton, OR (US)
- (**) Term: **14 Years**
- (21) Appl. No.: **29/194,626**
- (22) Filed: **Nov. 25, 2003**
- (51) **LOC (7) Cl.** **02-99**
- (52) **U.S. Cl.** **D2/972**
- (58) **Field of Search** D2/902, 907, 908,
D2/943, 944, 969, 972-974; 36/45, 50.1,
77 M, 77 R, 83, 88, 113, 114, 126-130

(56) **References Cited**

U.S. PATENT DOCUMENTS

D310,441 S	9/1990	Ali et al.	
D334,651 S	4/1993	Smith	
D364,499 S	11/1995	Avar	
D395,354 S	6/1998	Avar	
D406,448 S	3/1999	Rask	
D407,204 S	3/1999	Avar	
D412,054 S	7/1999	Gray et al.	
D421,836 S	* 3/2000	Berend	D2/972
D430,725 S	9/2000	McDowell	
D432,782 S	10/2000	Tong	
D433,218 S	11/2000	Lupo	
D434,213 S	11/2000	Smith	
D436,244 S	* 1/2001	James	D2/907
D442,360 S	5/2001	Holmes	
D443,131 S	6/2001	Laberge	
D447,860 S	* 9/2001	Matis et al.	D2/969
D449,730 S	10/2001	McDowell	
D452,608 S	1/2002	McDowell	
D452,990 S	1/2002	McDowell	
D463,098 S	9/2002	Hui	
D467,411 S	12/2002	Dombrow	
D474,010 S	* 5/2003	Gerber	D2/972
D475,519 S	6/2003	Morris	
D475,522 S	* 6/2003	Hlavacs	D2/972
D475,523 S	* 6/2003	McDowell	D2/972
D476,473 S	* 7/2003	Clegg	D2/972

OTHER PUBLICATIONS

- “Nike Footwear Catalog,” Fall 1997, published Dec. 1996 (p. 50), Beaverton, Oregon.
- “Nike Footwear Catalog,” Fall 1998, published Nov. 1997 (pp. M9, M36), Beaverton, Oregon.
- “Nike Footwear Catalog,” Late Spring 1999, published Sep. 1998 (p. W12), Beaverton, Oregon.
- “Nike Footwear Catalog,” Fall 1999, published Nov. 1998 (pp. M33, M135), Beaverton, Oregon.
- “Nike Footwear Catalog,” Spring 2000, published Jul. 1999 (pp. 8, 33, 25), Beaverton, Oregon.
- “Nike Footwear Catalog,” Fall 2000, published Nov. 1999 (pp. 11, 14, 19, 45, 54, 57, 52, 96), Beaverton, Oregon.

(List continued on next page.)

Primary Examiner—Dominic Simone
(74) *Attorney, Agent, or Firm*—TraskBritt

(57) **CLAIM**

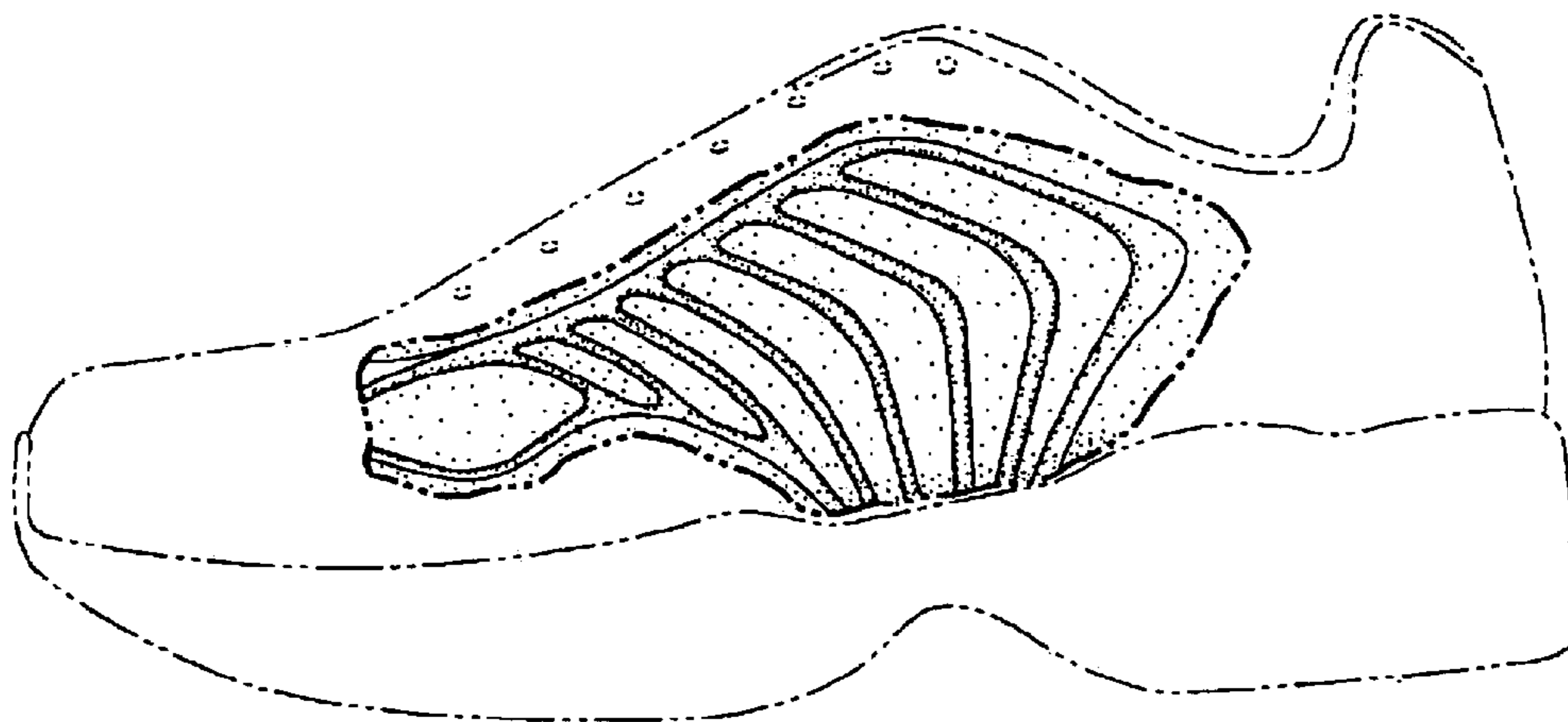
The ornamental design for a side element of a shoe upper, as shown and described.

DESCRIPTION

FIG. 1 is a perspective view of a side element of a shoe upper showing my new design;
 FIG. 2 is a side view of the side element of a shoe upper shown in FIG. 1;
 FIG. 3 is a front view of the side element of a shoe upper shown in FIG. 1;
 FIG. 4 is a rear view of the side element of a shoe upper shown in FIG. 1; and,
 FIG. 5 is a top view of the side element of a shoe upper shown in FIG. 1.

The uneven broken line immediately adjacent to the shaded area represents the bounds of the claimed design. All other uneven broken lines represent the remaining portion of the shoe. The uneven broken line representations in FIGS. 1-5 are for illustrative purposes only and form no part of the claimed design.

1 Claim, 2 Drawing Sheets



OTHER PUBLICATIONS

“Nike Footwear Catalog,” Fall 2001, published Nov. 2000 (p. 22), Beaverton, Oregon.

“Nike Footwear Catalog,” Late Spring 2002, published Sep. 2001 (pp. 30, 14), Beaverton, Oregon.

“Nike Footwear Catalog,” Fall 2002, published Nov. 2001 (p. 60), Beaverton, Oregon.

“Nike Footwear Catalog,” Spring 2003, published Jun. 2002 (pp. 11, 17, 40, 46), Beaverton, Oregon.

“Nike Footwear Catalog,” Fall 2003, published Nov. 2002 (pp. 24, 100, 101), Beaverton, Oregon.

“Nike Footwear Catalog,” Holiday 2003, published Mar. 2003 (pp. 12, 15), Beaverton, Oregon.

“Nike Footwear Catalog,” Spring 2004, published Jun. 2003 (pp. 7, 13, 16, 28), Beaverton, Oregon.

* cited by examiner

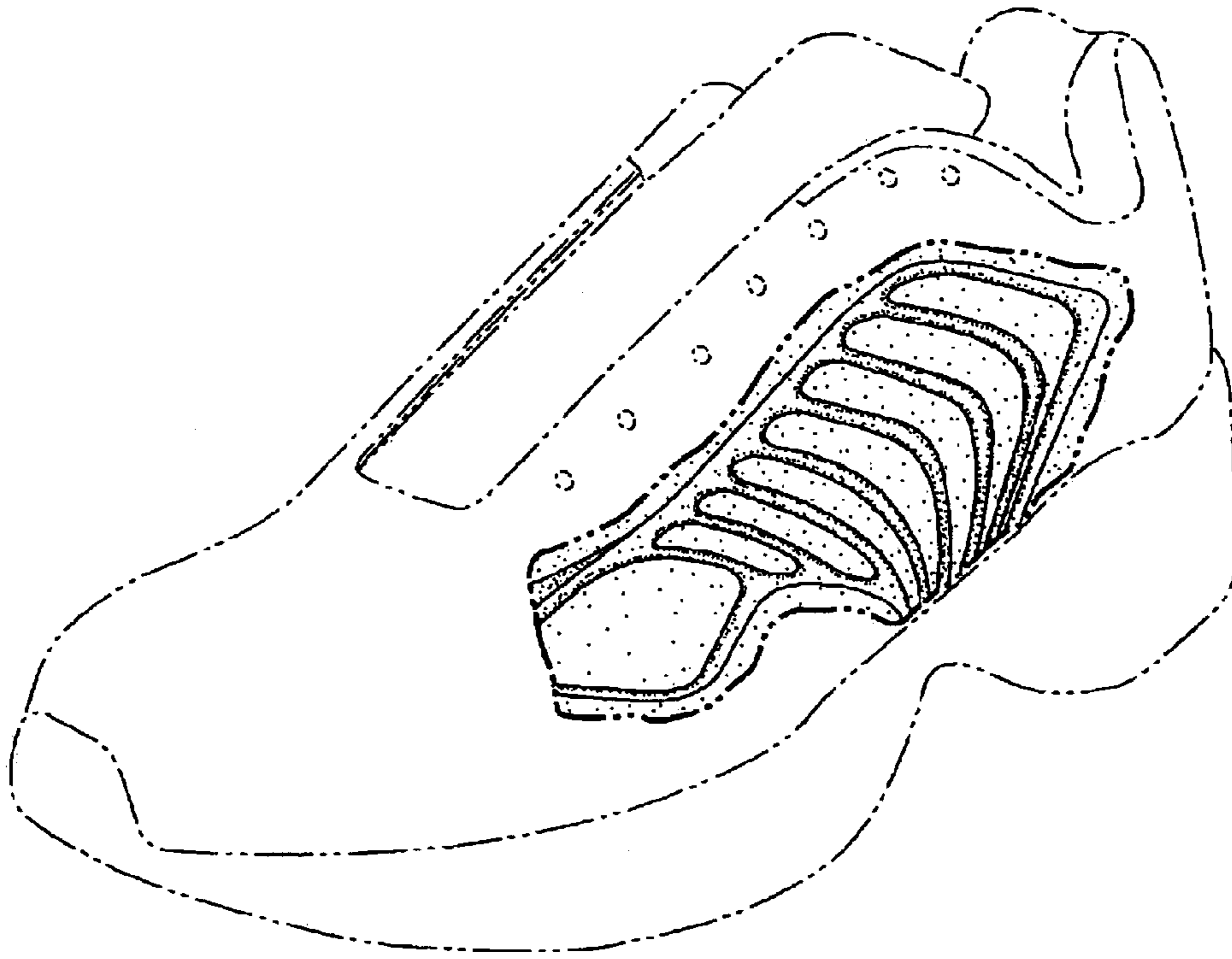


FIG. 1

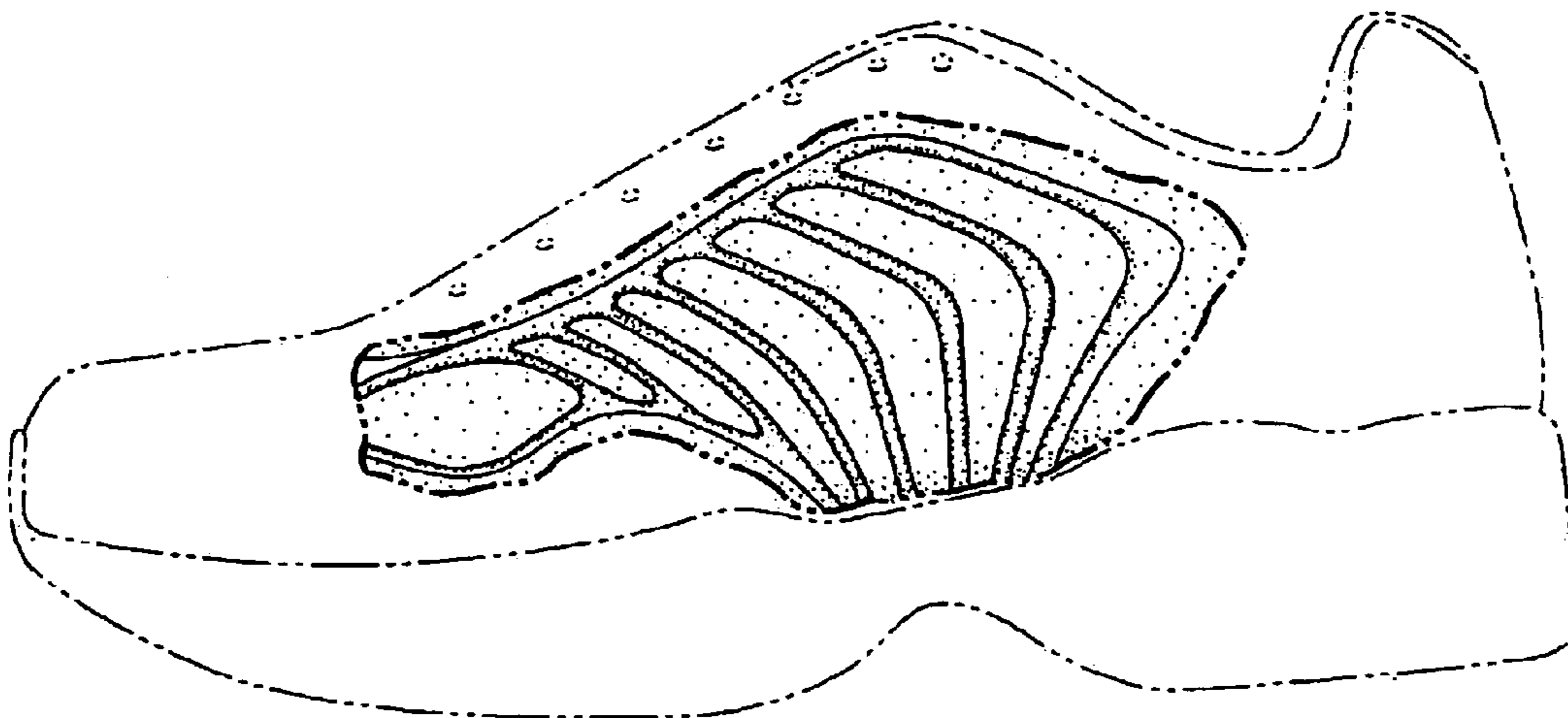


FIG. 2

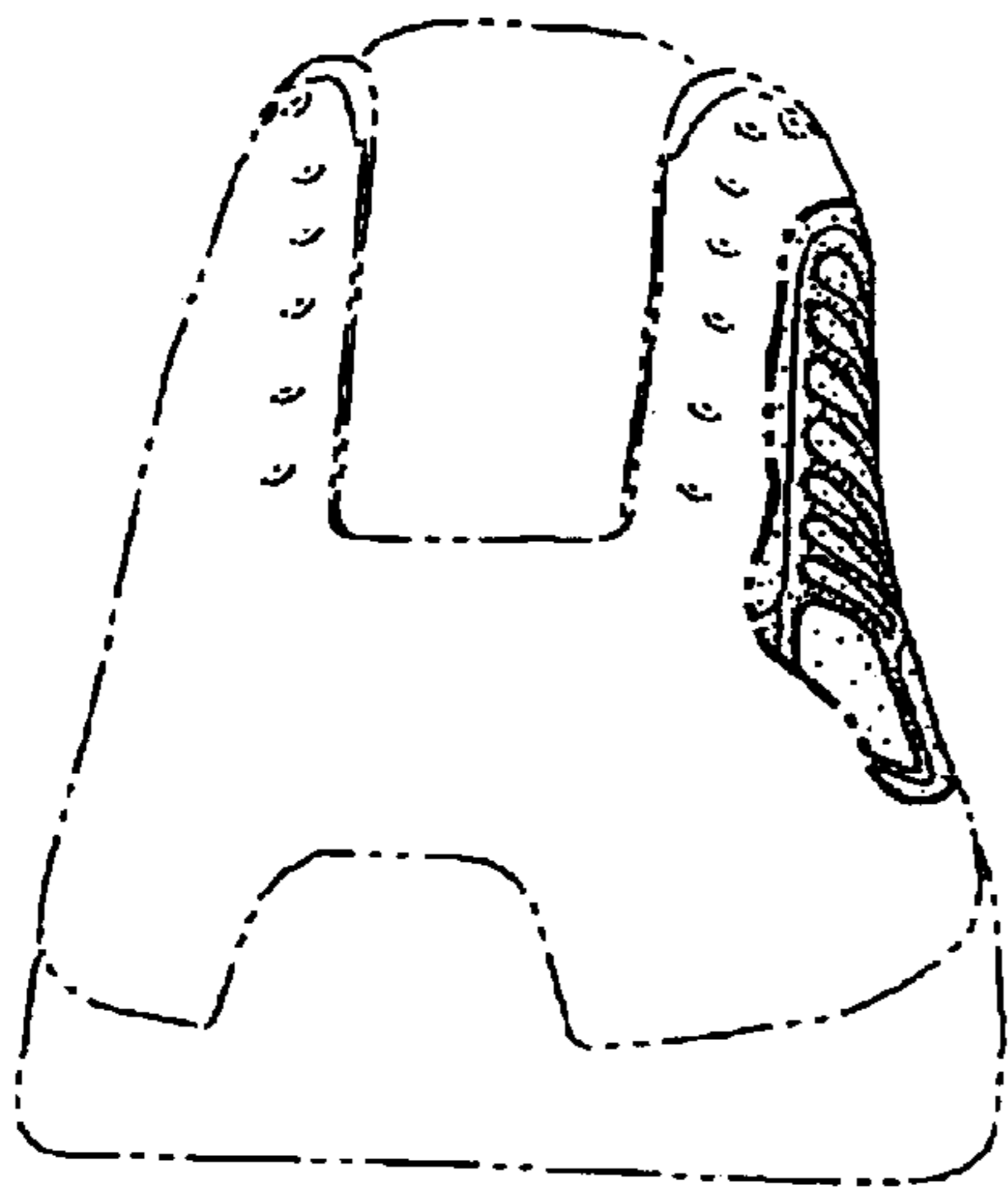


FIG. 3

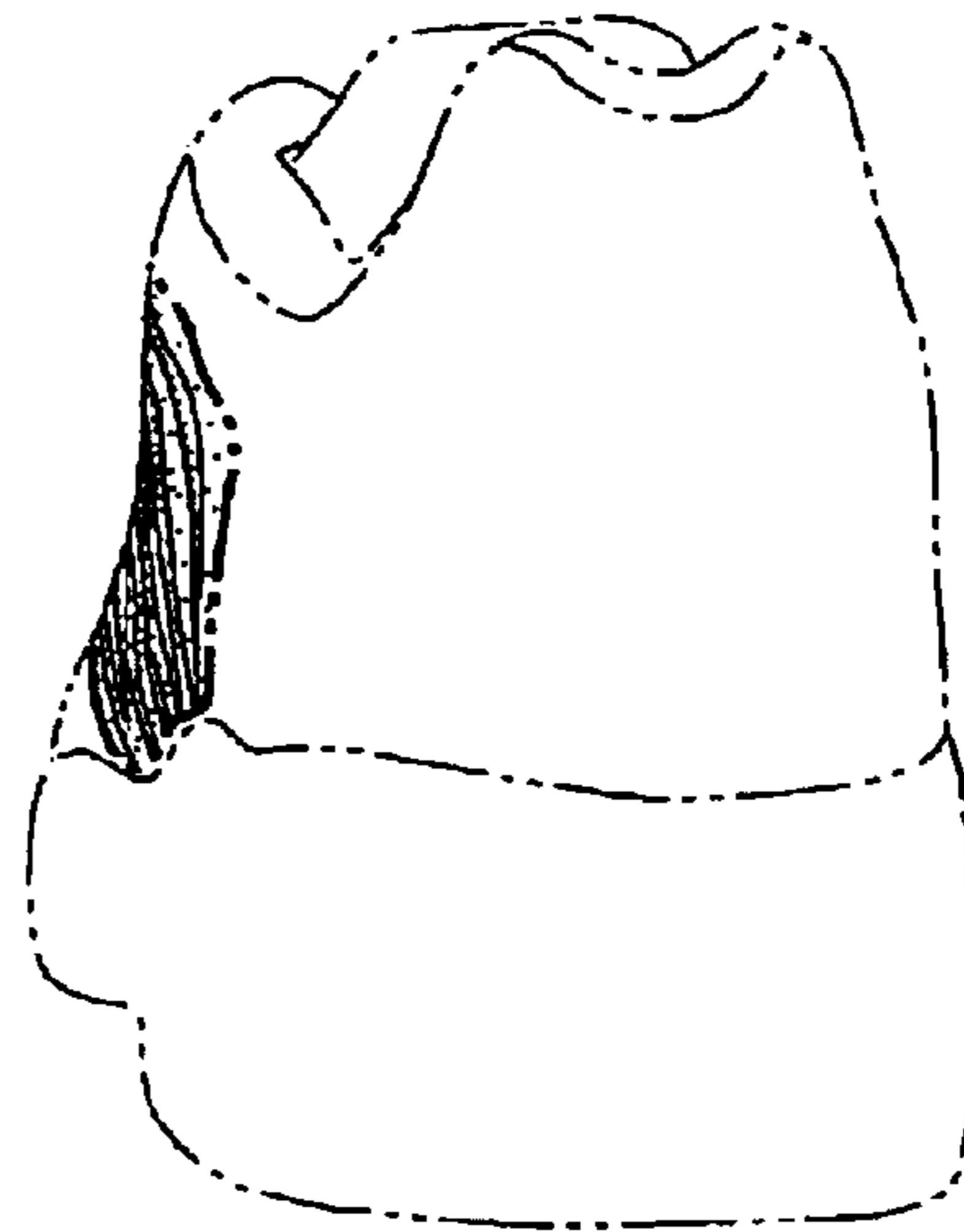


FIG. 4

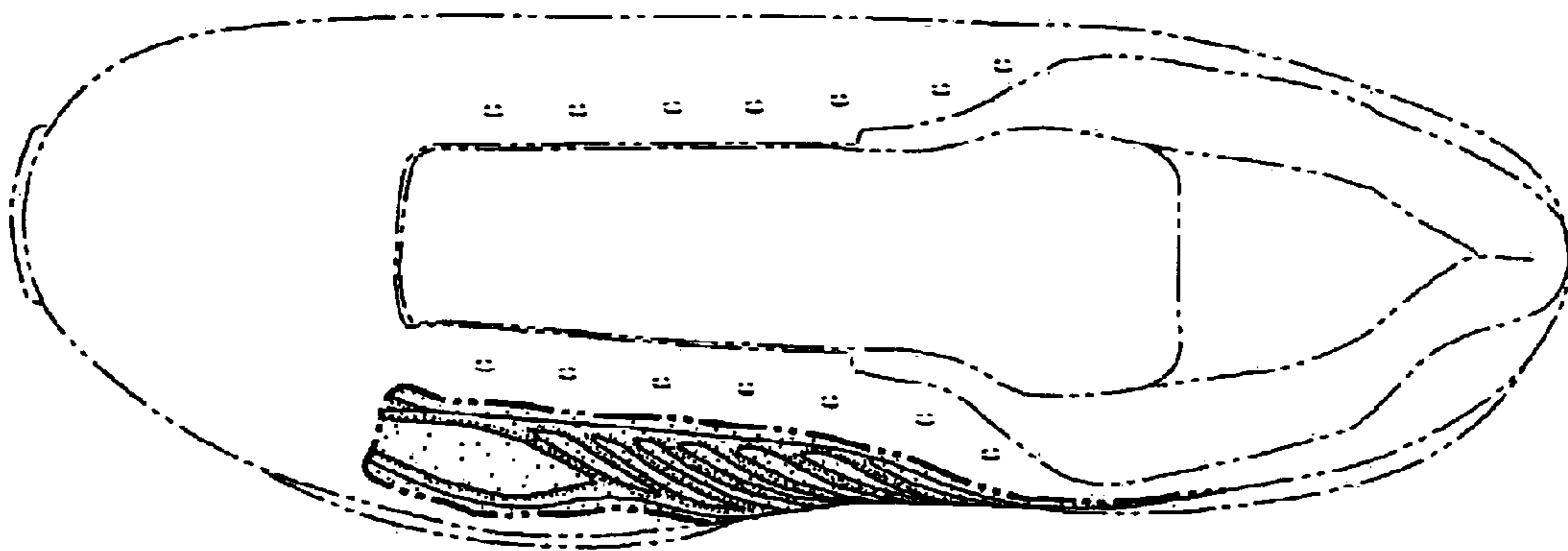


FIG. 5