

US00D495862S1

(12) **United States Design Patent**
Riosa

(10) **Patent No.:** **US D495,862 S**
(45) **Date of Patent:** **** Sep. 14, 2004**

- (54) **SHOE UPPER**
- (75) **Inventor:** **Laura Riosa**, Cornuda TV (IT)
- (73) **Assignee:** **Skechers U.S.A., Inc. II**, Manhattan Beach, CA (US)
- (**) **Term:** **14 Years**
- (21) **Appl. No.:** **29/202,352**
- (22) **Filed:** **Mar. 30, 2004**
- (51) **LOC (7) Cl.** **02-99**
- (52) **U.S. Cl.** **D2/969**
- (58) **Field of Search** D2/902, 907, 908, D2/943, 944, 969, 972-974; 36/45, 50.1, 77 M, 77 R, 83, 88, 113, 114, 126-130

- D422,128 S 4/2000 Adler
- D430,725 S * 9/2000 McDowell D2/972
- D441,180 S 5/2001 Matis et al.
- D449,150 S 10/2001 Schwartz
- D455,251 S * 4/2002 Sakai D2/969
- D459,870 S 7/2002 St. Louis
- D460,609 S 7/2002 Belley
- D467,063 S * 12/2002 Chen D2/972
- D474,592 S 5/2003 Fogg
- D475,186 S 6/2003 Shea et al.
- D486,298 S * 2/2004 Adams D2/969

* cited by examiner

Primary Examiner—Dominic Simone
(74) *Attorney, Agent, or Firm*—Marshall A. Lerner, Esq.; Finn T. Simmens, Esq.; Kleinberg & Lerner, LLP

(56) **References Cited**

U.S. PATENT DOCUMENTS

- D115,191 S 6/1939 Bagg
- D149,691 S 5/1948 Sandler
- D266,286 S 9/1982 Vermonet
- D268,710 S 4/1983 Anderie
- D276,190 S 11/1984 Hess
- D281,927 S 12/1985 Hill
- D283,173 S 4/1986 Malone
- D304,128 S 10/1989 Kolman et al.
- D363,151 S 10/1995 Vitrac
- D367,952 S 3/1996 Shea
- D388,244 S 12/1997 Serna
- D397,543 S 9/1998 Silvers
- D420,500 S * 2/2000 Hudson D2/972

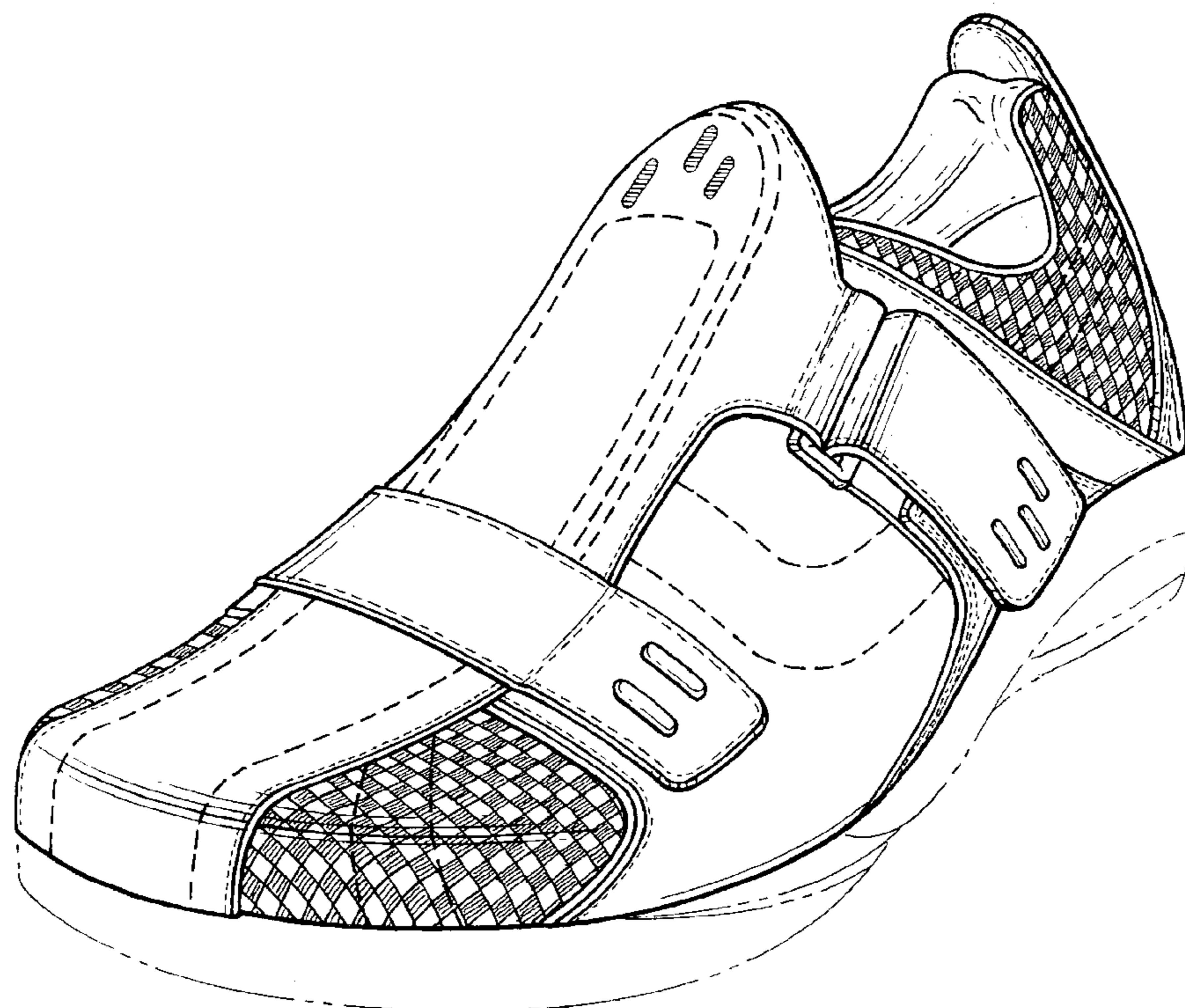
(57) **CLAIM**

The ornamental design for a shoe upper, as shown and described.

DESCRIPTION

FIG. 1 is a perspective view of a shoe upper showing my new design;
FIG. 2 is a top plan view thereof;
FIG. 3 is a right side elevational view thereof;
FIG. 4 is a left side elevational view thereof;
FIG. 5 is a front elevational view thereof; and,
FIG. 6 is a rear elevational view thereof.
Broken lines in the figures are for illustrative purposes only and form no part of the claimed design.

1 Claim, 3 Drawing Sheets



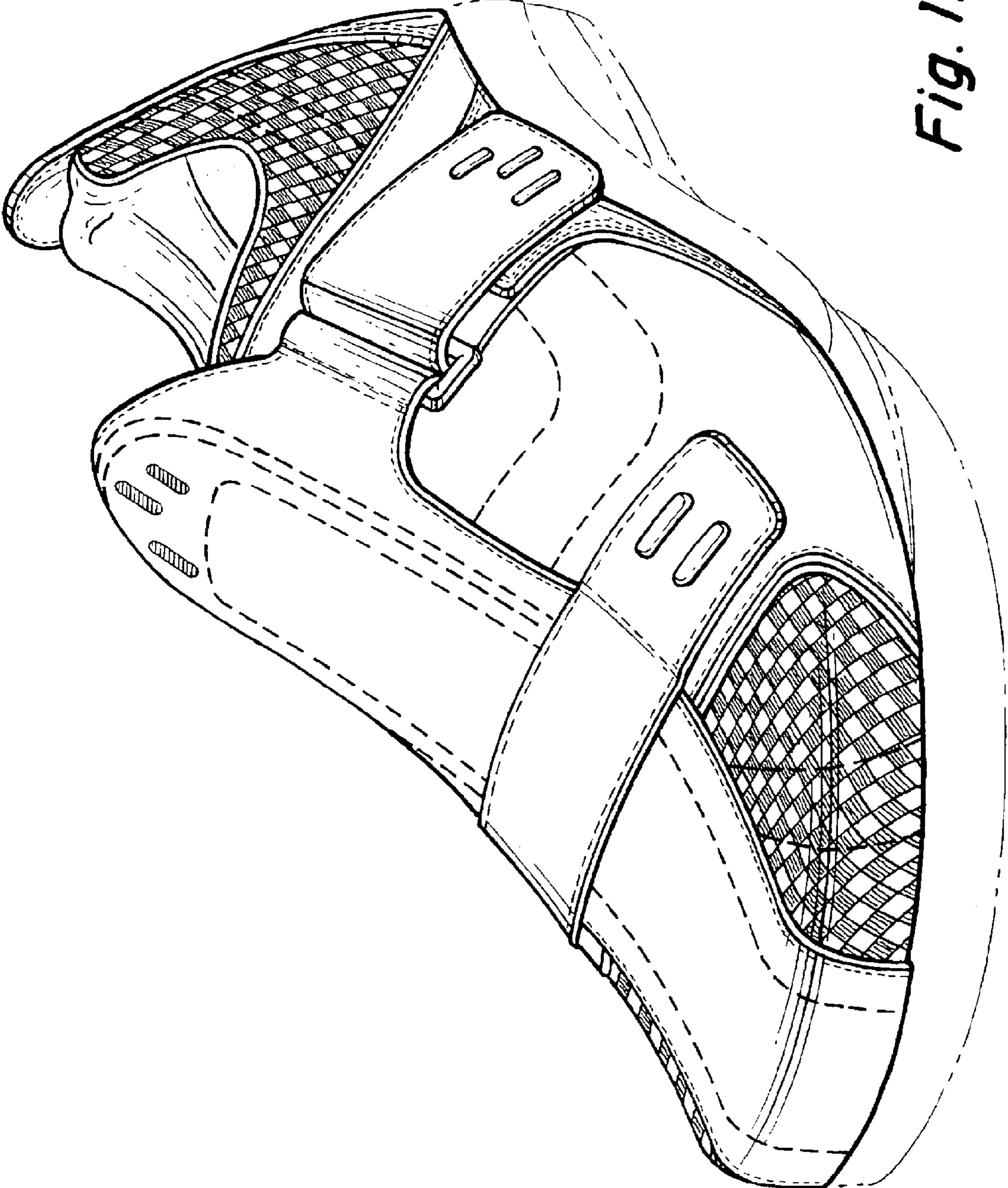


Fig. 1.

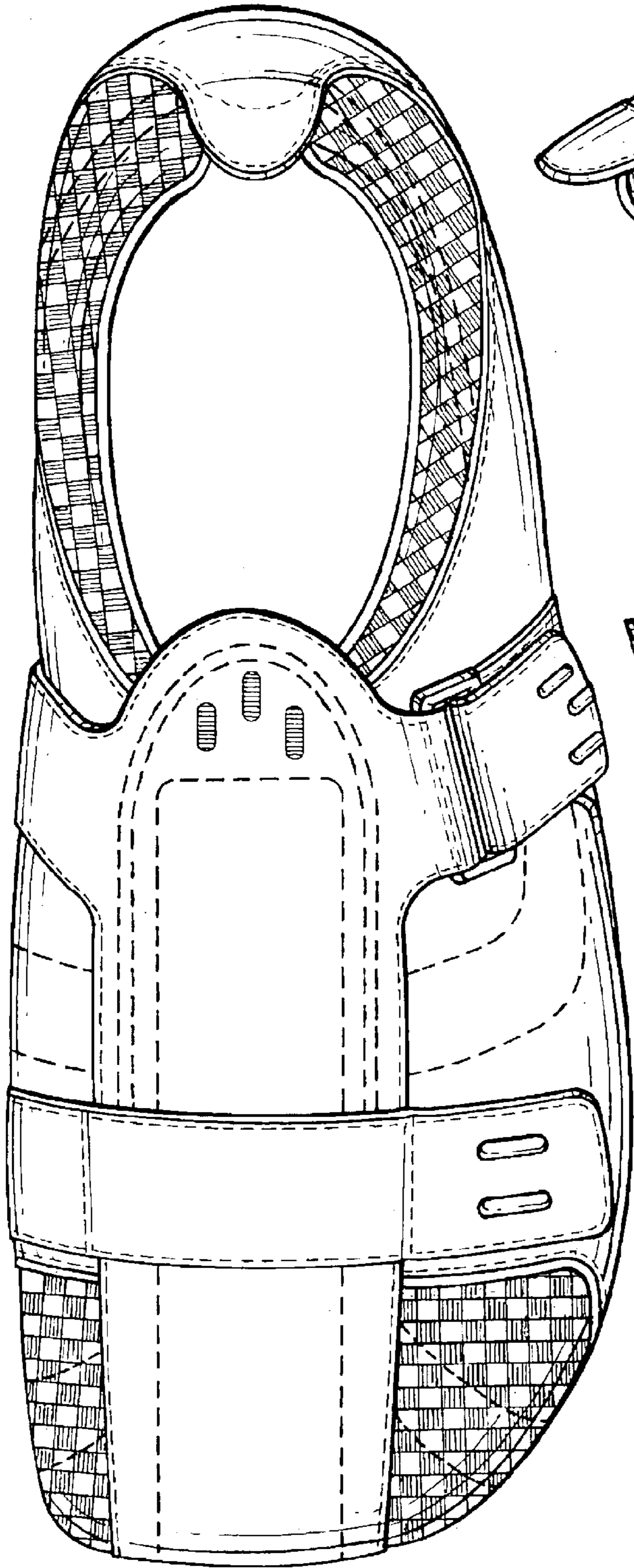


Fig. 2.

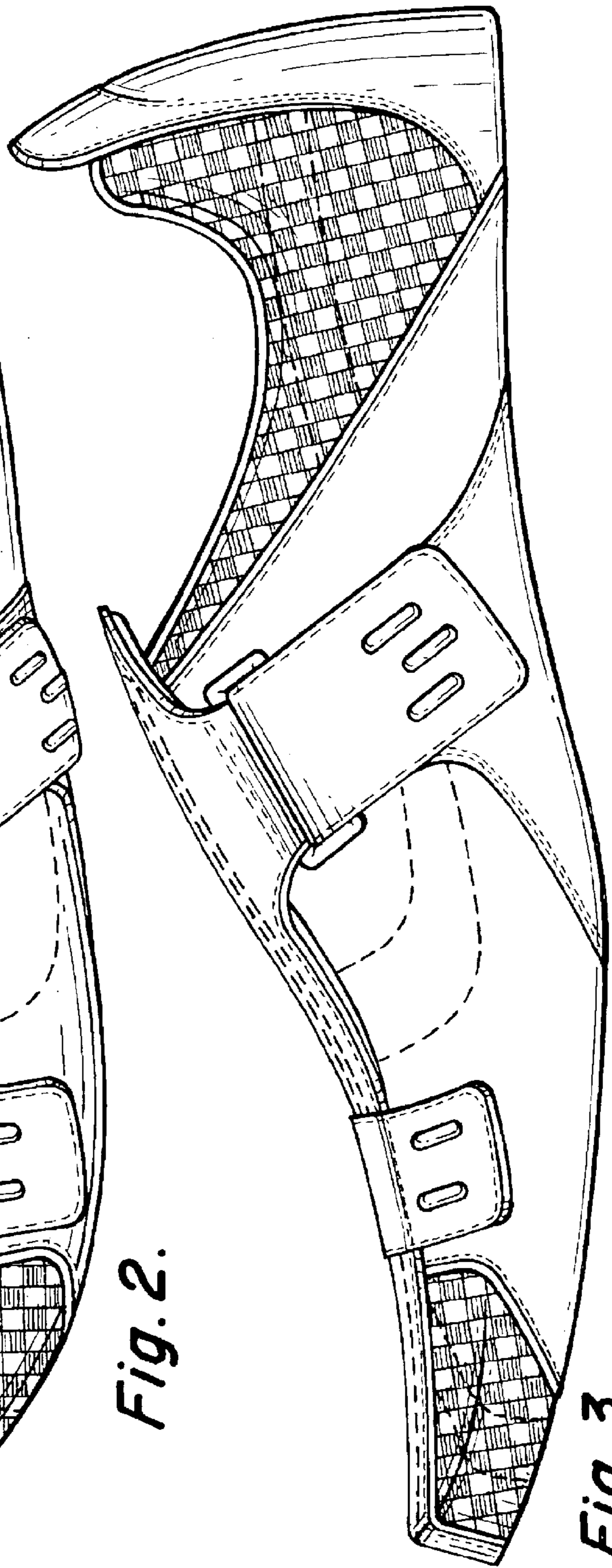


Fig. 3.

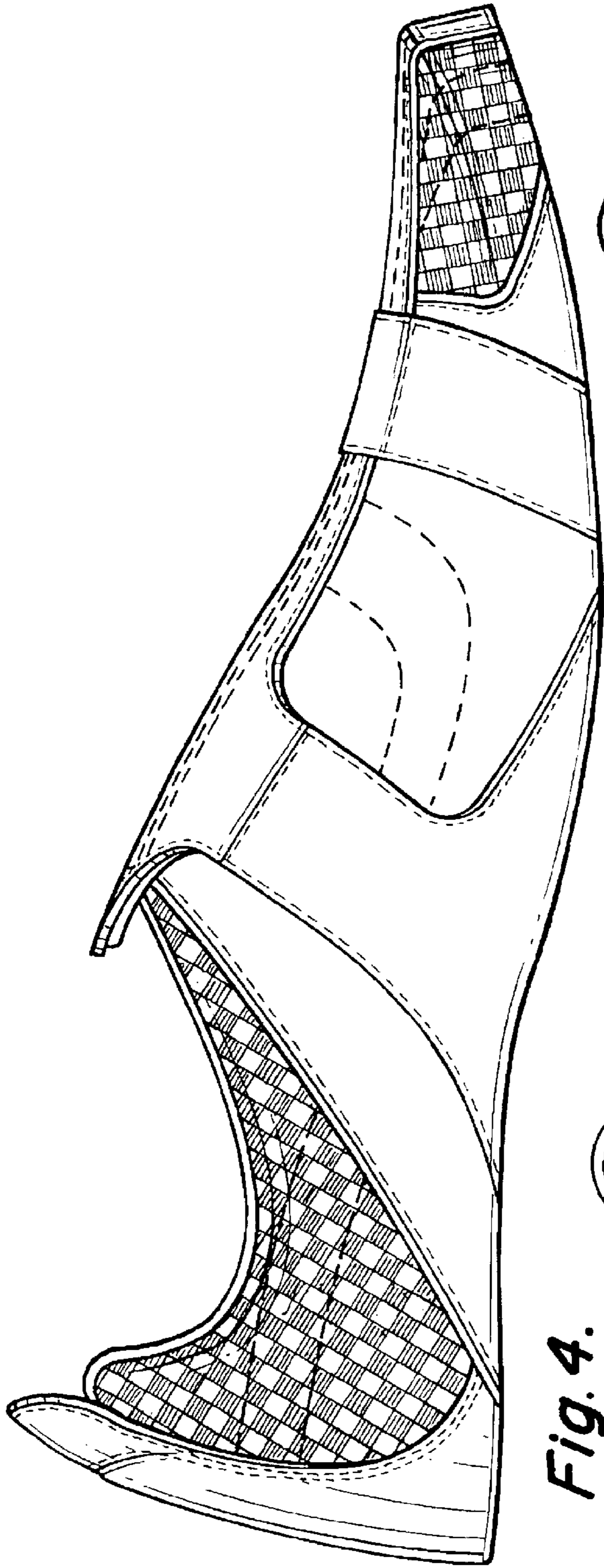


Fig. 4.

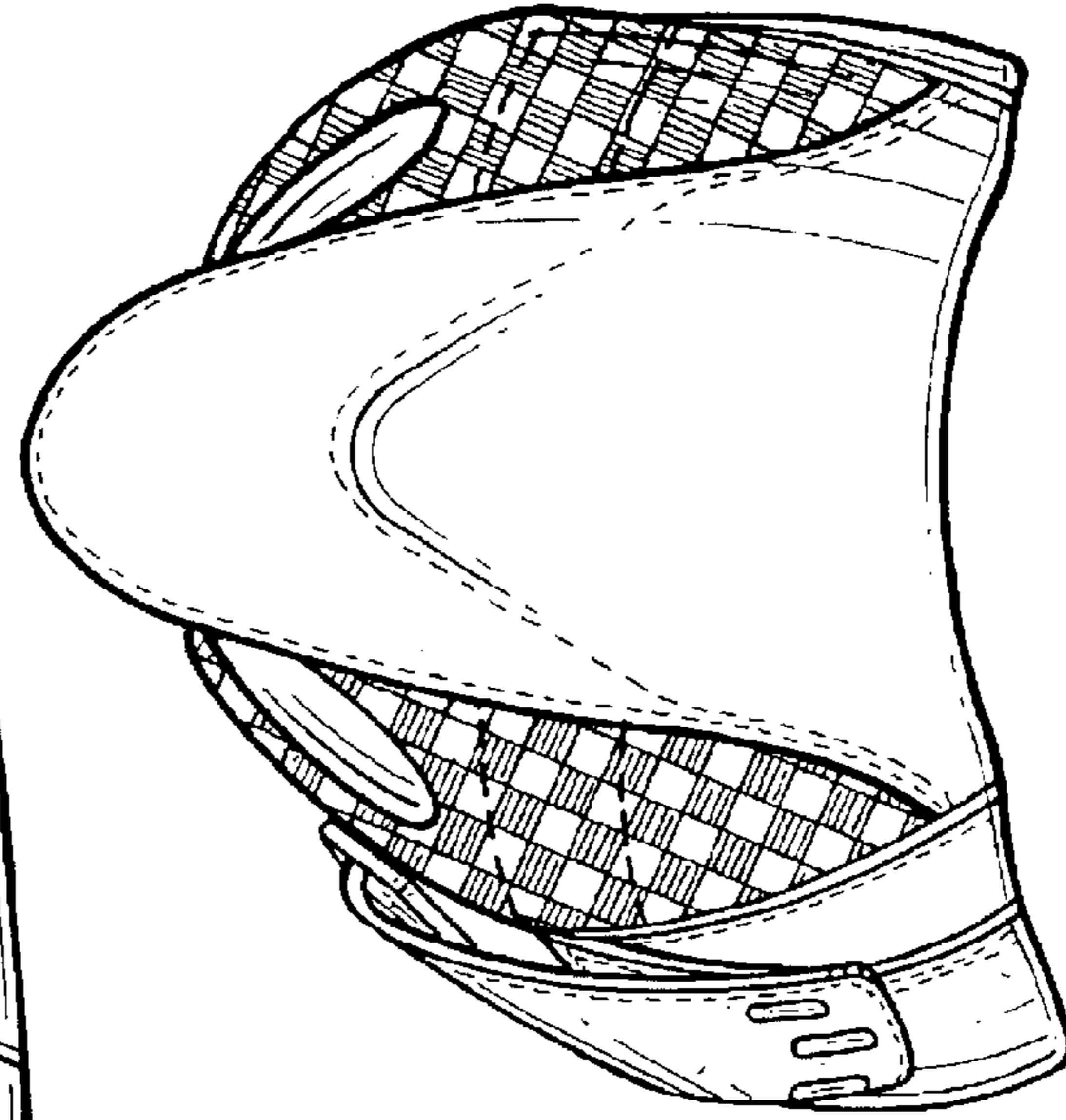


Fig. 6.

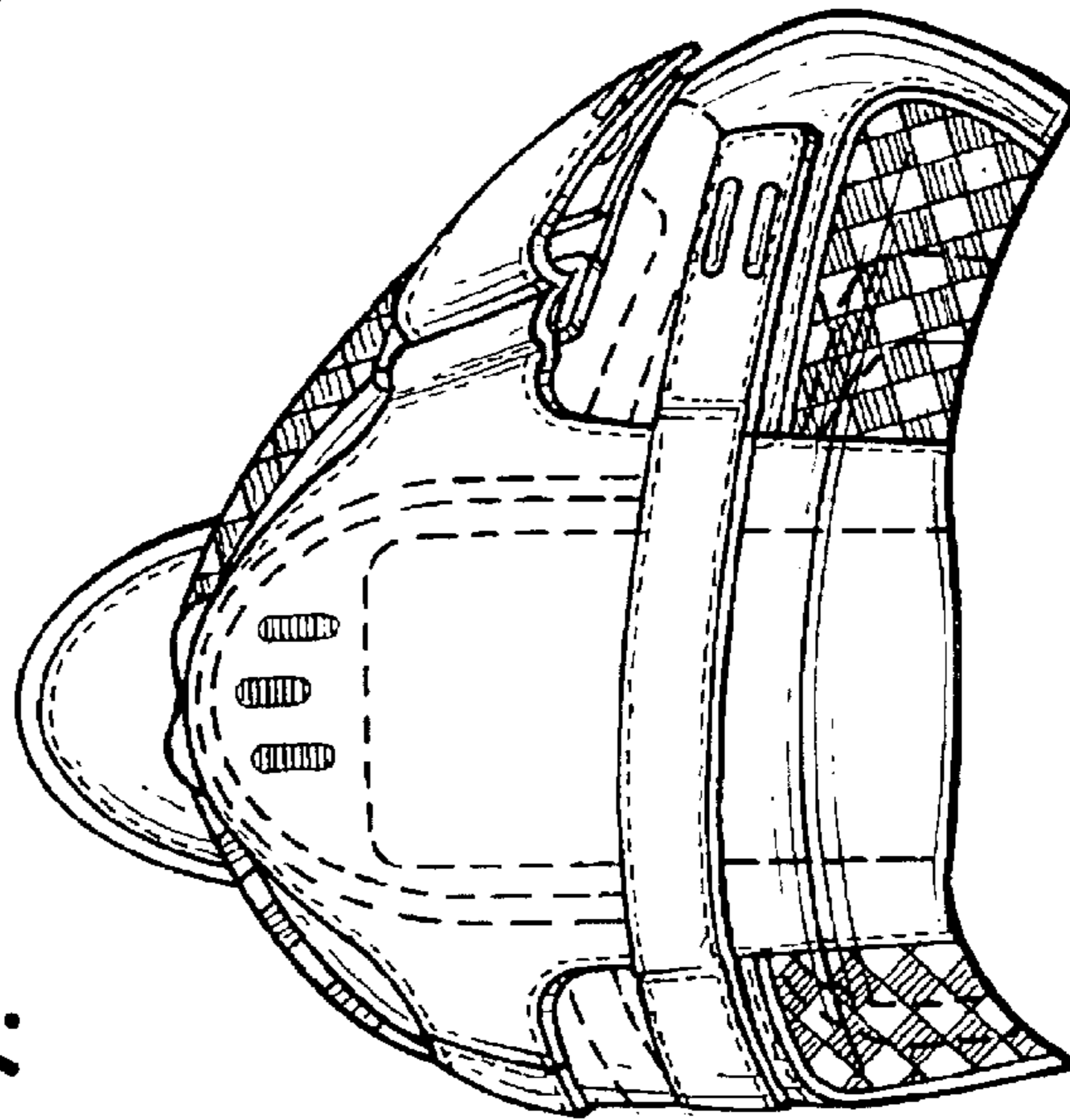


Fig. 5.