

US00D495860S1

(12) **United States Design Patent**
Kubo et al.

(10) **Patent No.:** **US D495,860 S**
(45) **Date of Patent:** **** Sep. 14, 2004**

(54) **SHOE OUTSOLE**

(76) Inventors: **Seiji Kubo**, c/o Asics Corporation, 1-1, Minatojima-Nakamachi 7-chome, Chuo-ku, Kobe-shi, Hyogo 650-8555 (JP); **Kazumasa Yoshikawa**, c/o Asics Corporation, 1-1 Minatojima-Nakamachi 7-chome, Chuo-ku, Kobe-shi, Hyogo 650-8555 (JP)

(**) Term: **14 Years**

(21) Appl. No.: **29/195,460**

(22) Filed: **Dec. 12, 2003**

(30) **Foreign Application Priority Data**

Jul. 18, 2003 (JP) 2003-020922

(51) **LOC (7) Cl.** **02-04**

(52) **U.S. Cl.** **D2/960; D2/953; D2/954; D2/957**

(58) **Field of Search** D2/947, 949, 951, D2/953-960; 36/3 B, 22 R, 24.5, 25 R, 32 A, 32 R, 103, 104, 117.3, 117.4

(56) **References Cited**

U.S. PATENT DOCUMENTS

- D322,156 S * 12/1991 Hase D2/957
- D323,579 S * 2/1992 Kiyosawa D2/956
- D335,022 S * 4/1993 Lozano D2/960
- D343,726 S * 2/1994 Kawasaki D2/960
- D350,640 S * 9/1994 Kayano et al. D2/957

- D356,670 S * 3/1995 Mitsui et al. D2/956
- D365,921 S * 1/1996 Conta et al. D2/959
- D387,890 S * 12/1997 Falconer et al. D2/953
- D401,396 S * 11/1998 Kayano D2/954
- D427,757 S * 7/2000 Ruth D2/957
- 6,108,943 A * 8/2000 Hudson et al. 36/102
- D433,791 S * 11/2000 Laberge D2/957
- D447,323 S * 9/2001 Cadet D2/953
- D471,696 S * 3/2003 Recchi D2/960
- D481,528 S * 11/2003 St-Louis D2/960
- D487,616 S * 3/2004 Rogers et al. D2/956

* cited by examiner

Primary Examiner—Celia A. Murphy

(74) *Attorney, Agent, or Firm*—Michael E. Zall


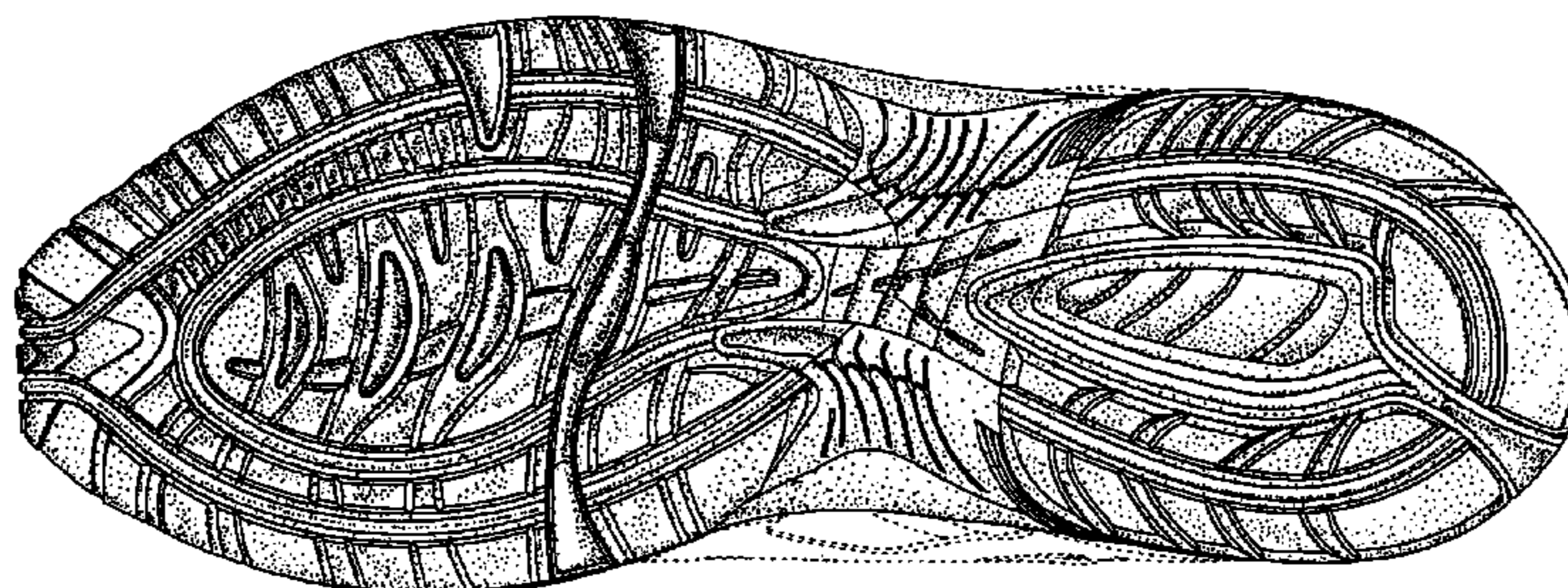
(57) **CLAIM**

I claim the ornamental design for a pair of shoe outsoles, as shown and described.

DESCRIPTION

FIG. 1 is a perspective view of the left odd of a pair of shoe outsoles showing my new design; the right sole being a mirror image, and being removed for convenience of illustration; and the broken lines showing a shoe upper illustrating the portion of the design that forms no part of the claim; FIG. 2 is a bottom plan view thereof; FIG. 3 is a left side elevational view thereof; FIG. 4 is a right side elevational view thereof; FIG. 5 is a front elevational view thereof; and, FIG. 6 is a rear elevational view thereof.

1 Claim, 6 Drawing Sheets



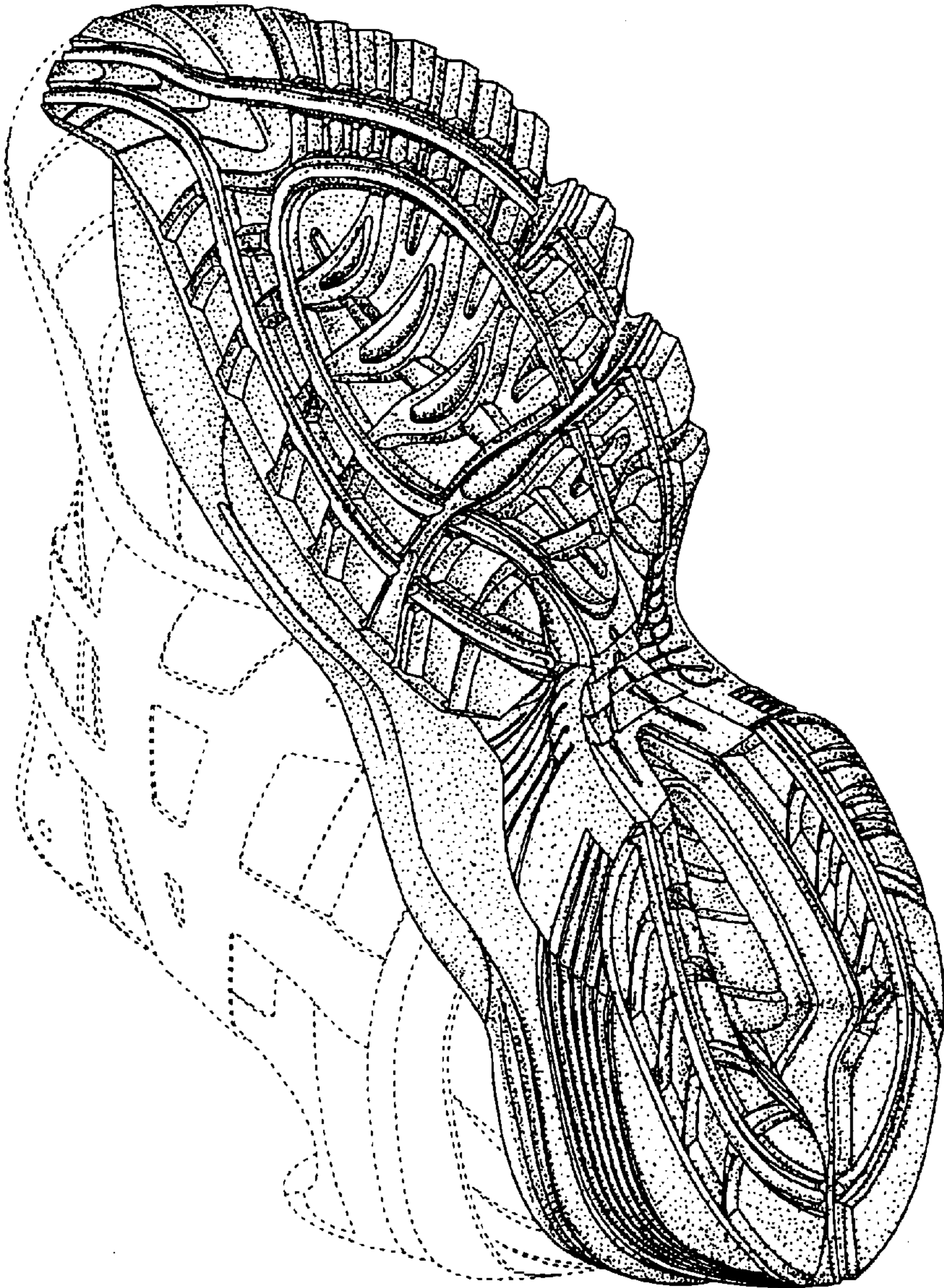


FIG. 1

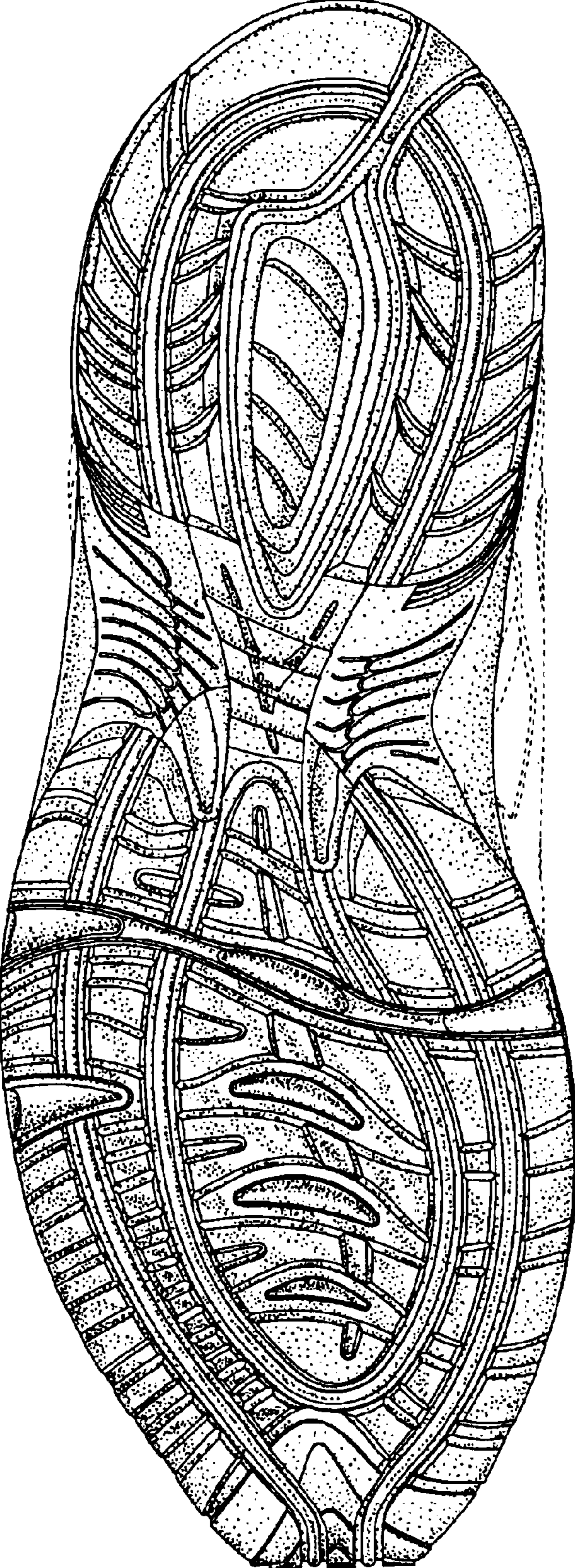


FIG. 2




FIG. 3

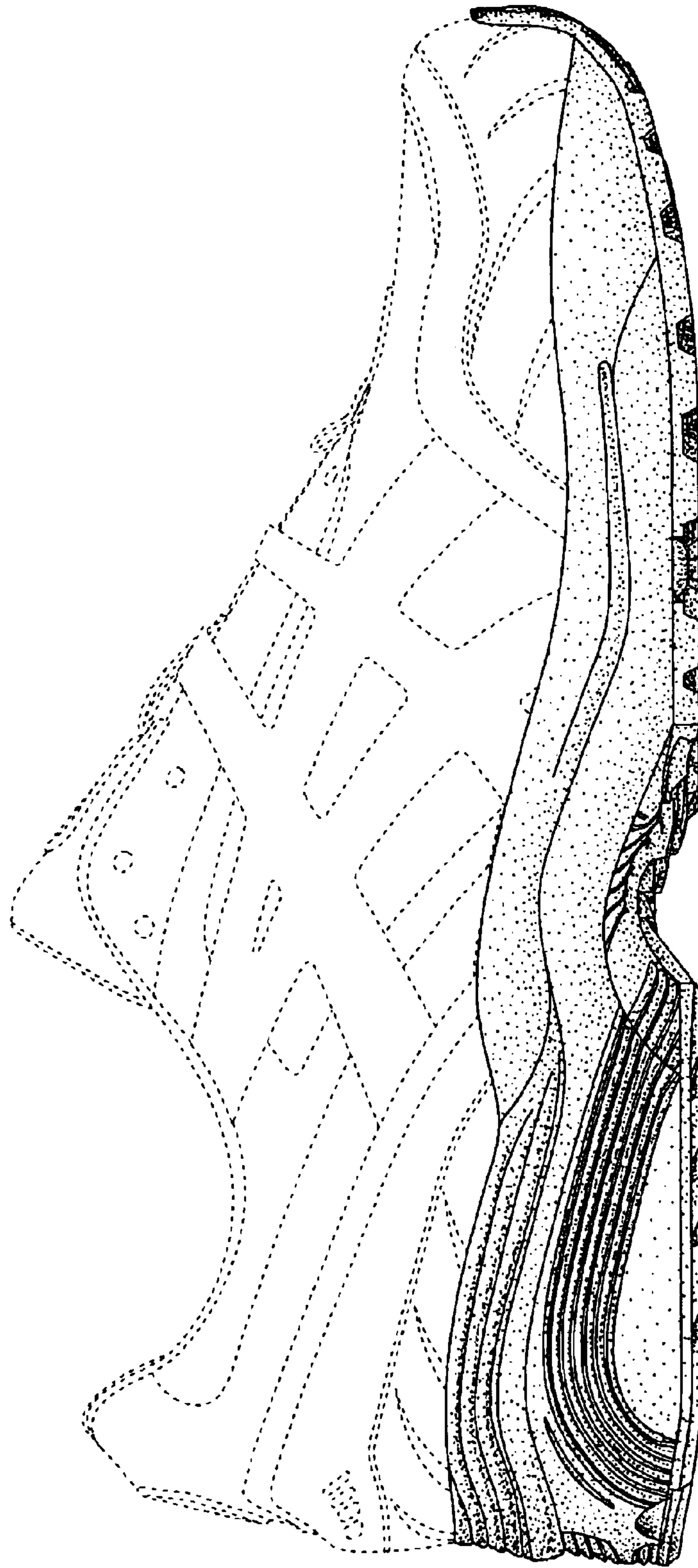


FIG. 4

FIG. 5

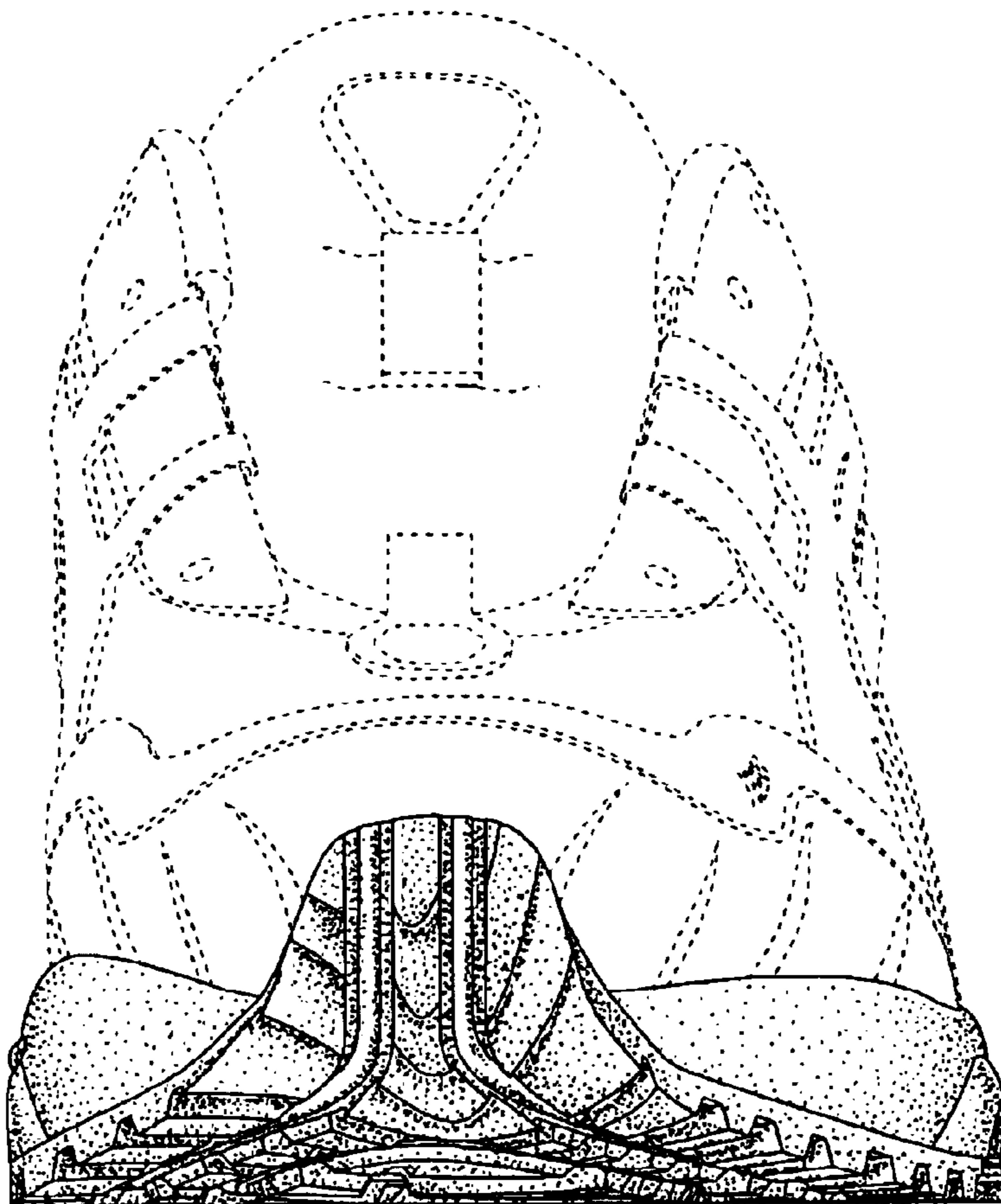
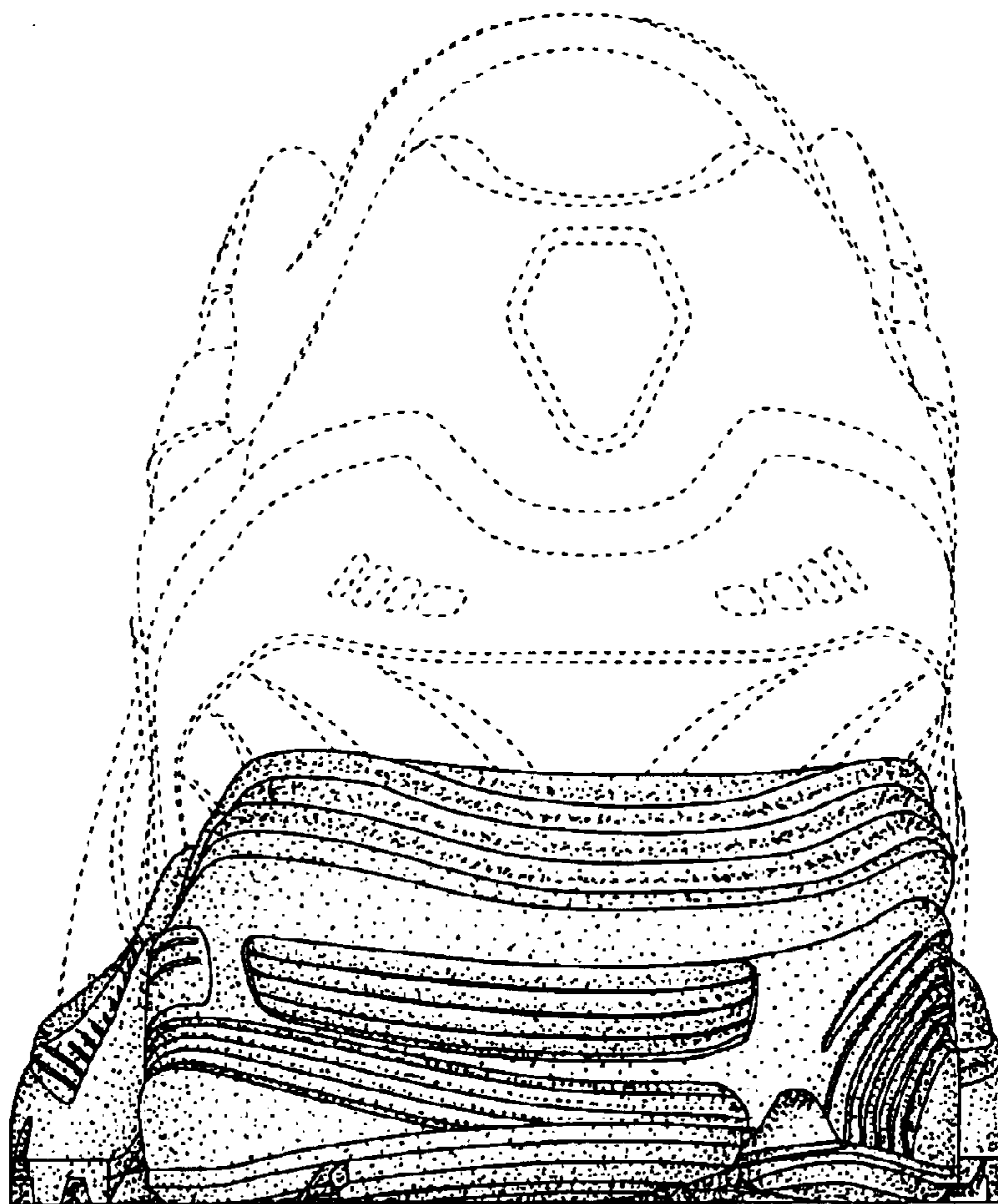


FIG. 6



UNITED STATES PATENT AND TRADEMARK OFFICE
CERTIFICATE OF CORRECTION

PATENT NO. : Des. 495,860 S
APPLICATION NO. : 29/195460
DATED : September 14, 2004
INVENTOR(S) : Seiji Kubo and Kazumasa Yoshikawa

Page 1 of 1

It is certified that error appears in the above-identified patent and that said Letters Patent is hereby corrected as shown below:

Insert --Title Page, (73) Assignee: ASICS Corporation--

Signed and Sealed this

Second Day of October, 2007

A handwritten signature in black ink on a light gray dotted background. The signature reads "Jon W. Dudas" in a cursive style.

JON W. DUDAS

Director of the United States Patent and Trademark Office