

US00D495847S1

(12) **United States Design Patent**
Granberg

(10) **Patent No.:** **US D495,847 S**

(45) **Date of Patent:** **** Sep. 7, 2004**

(54) **CONTROL LEVER**

(75) **Inventor:** **Ann Granberg**, Gothenburg (SE)

(73) **Assignee:** **Parker Hannifin AB**, Boras (SE)

(**) **Term:** **14 Years**

(21) **Appl. No.:** **29/180,049**

(22) **Filed:** **Apr. 17, 2003**

(30) **Foreign Application Priority Data**

Oct. 18, 2002 (DE) 4 02 08 776

(51) **LOC (7) Cl.** **12-05**

(52) **U.S. Cl.** **D34/35**

(58) **Field of Search** D34/28, 35, 34,
D34/37; 280/43.12, 43.23, 43.17; D12/174,
178; 187/237, 238; 180/89.12, 89.13, 89.17

(56) **References Cited**

U.S. PATENT DOCUMENTS

3,290,957 A * 12/1966 Crist 477/179
D218,673 S * 9/1970 Carlson et al. D15/28
D230,496 S * 2/1974 Stastny D21/566
D230,603 S * 3/1974 Stastny D12/174

D231,741 S * 6/1974 Tompkins D12/174
D241,633 S * 9/1976 Mono D12/174
4,716,980 A * 1/1988 Butler 180/19.2
D336,713 S * 6/1993 Avitan et al. D34/35
D374,534 S * 10/1996 Munde et al. D34/35
D401,718 S * 11/1998 Henshaw et al. D34/35
D450,169 S * 11/2001 Pulskamp et al. D34/35

* cited by examiner

Primary Examiner—Cynthia E. Ramirez

(74) *Attorney, Agent, or Firm*—Christopher H. Hunter

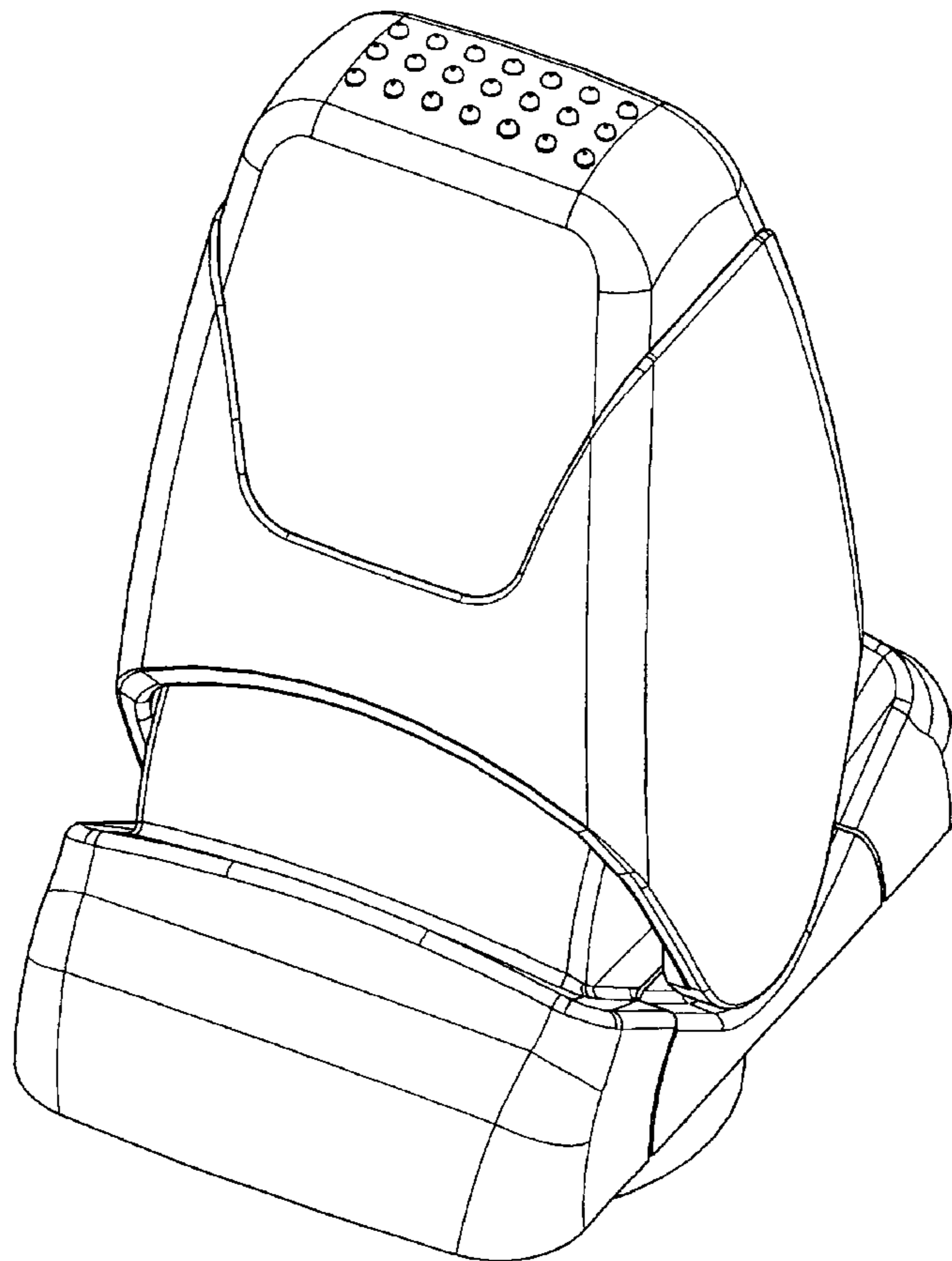
(57) **CLAIM**

The ornamental design for a control lever, as shown and described.

DESCRIPTION

FIG. 1 is a perspective view of a control lever showing my new design;
FIG. 2 is a front view thereof;
FIG. 3 is a side view thereof;
FIG. 4 is a side view of the body of the control lever; and,
FIG. 5 is a perspective view of the body of the control lever.
The cover that appears in FIGS. 1 through 3 is not shown in FIGS. 4 and 5 for convenience of illustration.

1 Claim, 5 Drawing Sheets



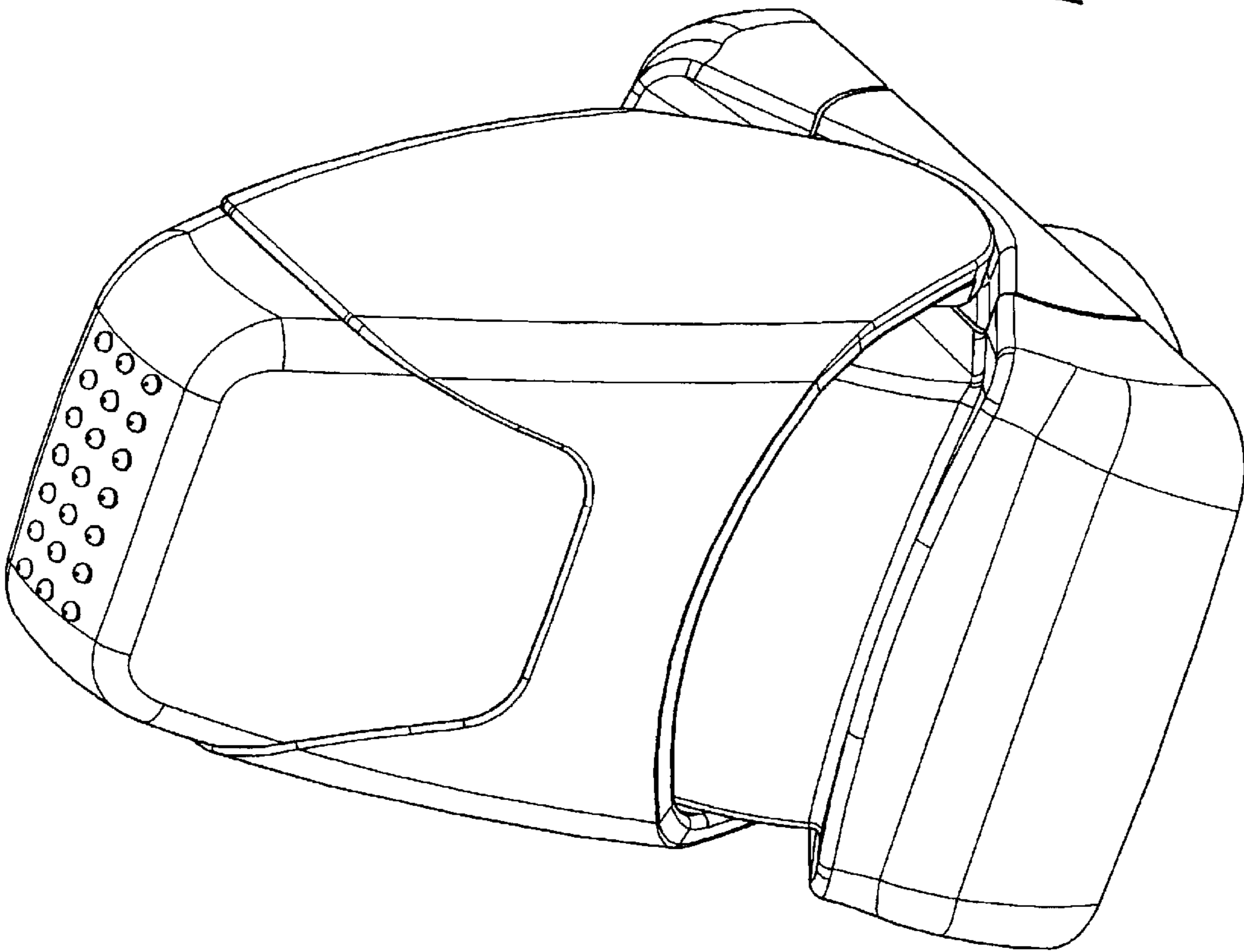


Fig 1.

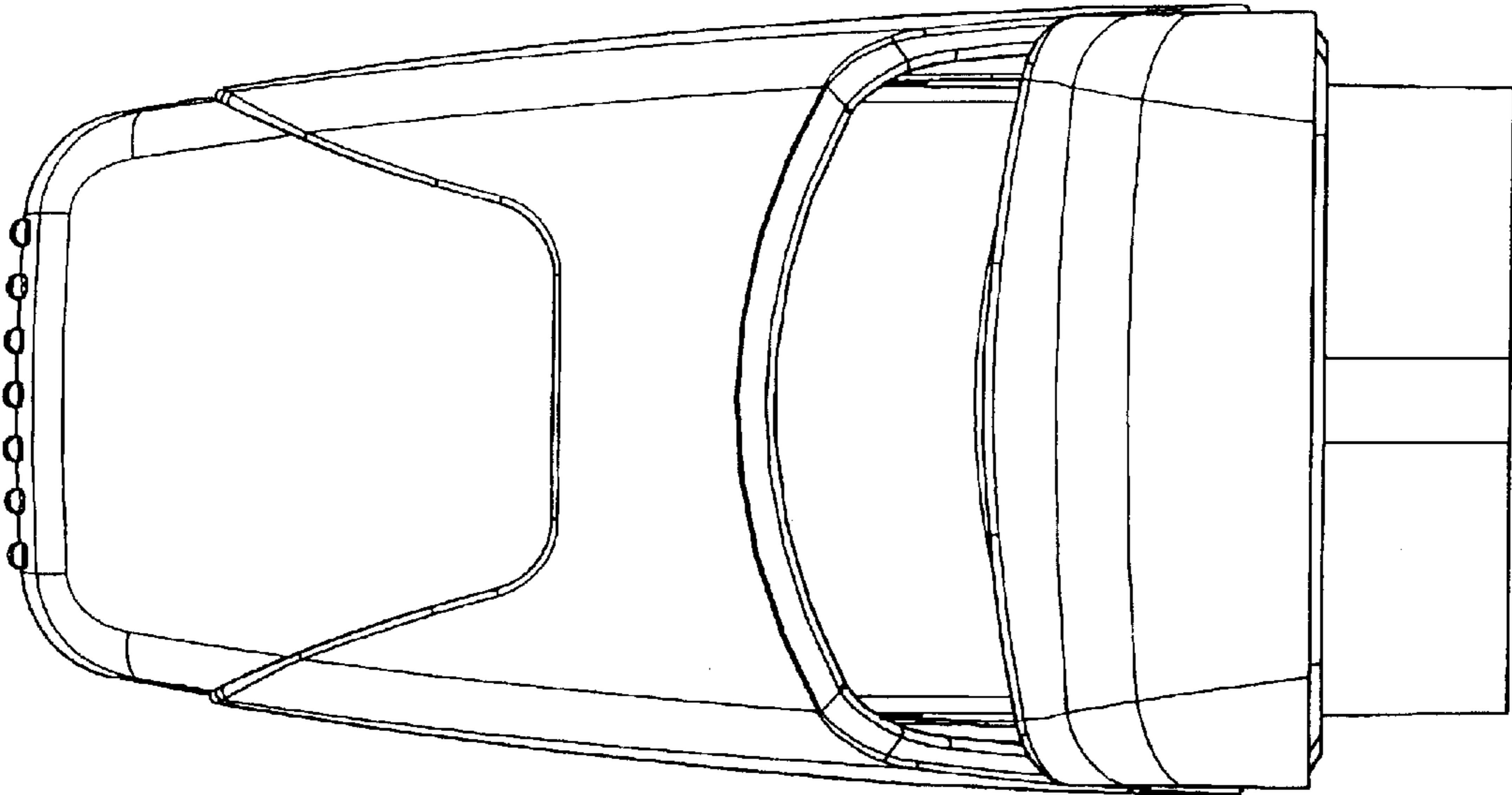
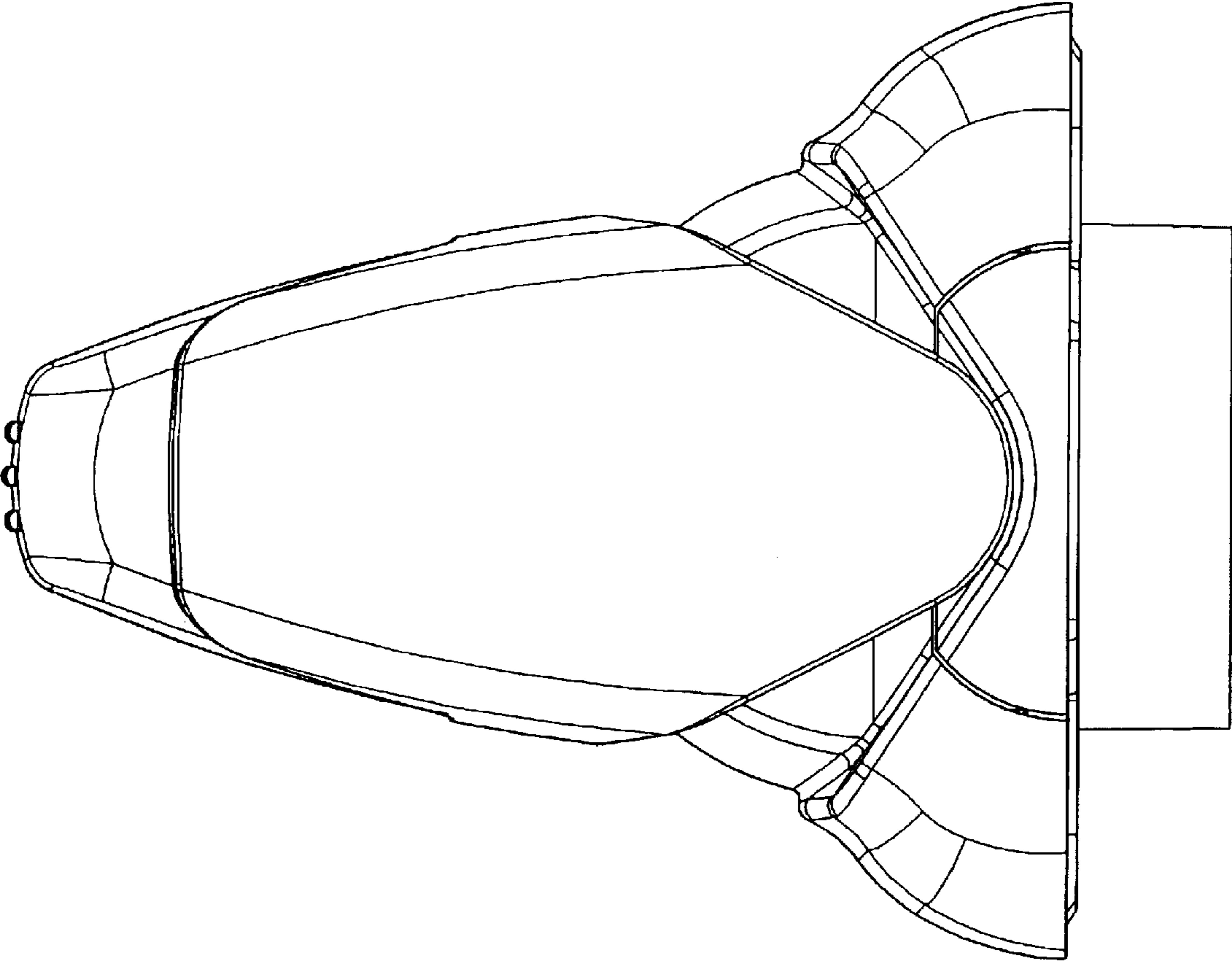


Fig 2.

Fig 3



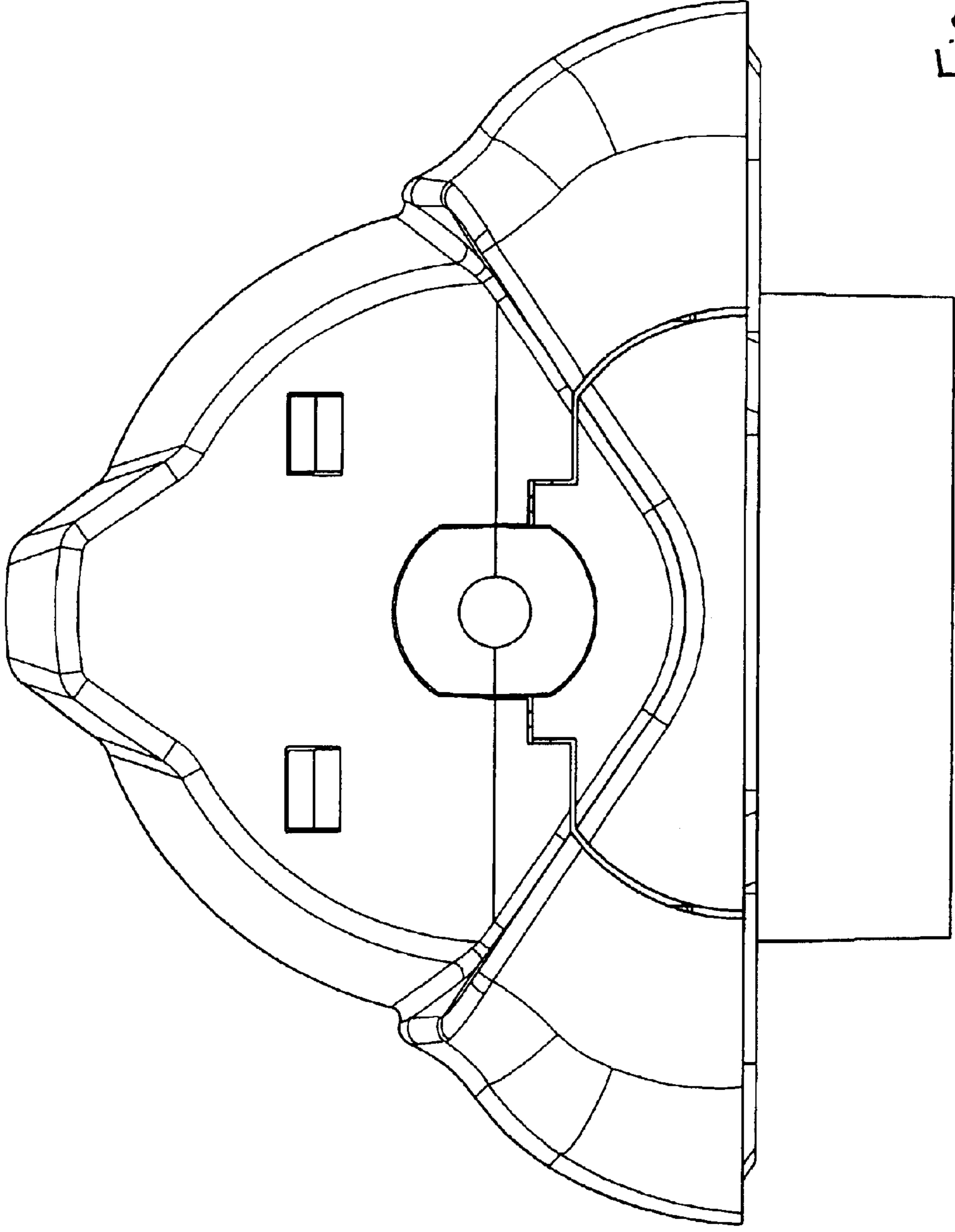


Fig 4

Fig 5

