



US00D495834S1

(12) **United States Design Patent**
Todeschini

(10) **Patent No.:** **US D495,834 S**

(45) **Date of Patent:** **** Sep. 7, 2004**

(54) **CUTICLE NIPPER**

(76) **Inventor:** **Giuseppe Todeschini**, Zona Industriale
Giabbio, 23834 Premana (Lecco) (IT)

(**) **Term:** **14 Years**

(21) **Appl. No.:** **29/164,357**

(22) **Filed:** **Jul. 23, 2002**

(30) **Foreign Application Priority Data**

Feb. 27, 2002 (WO) DM/060 482

(51) **LOC (7) Cl.** **28-03**

(52) **U.S. Cl.** **D28/55**

(58) **Field of Search** D28/55-57; D24/143;
294/99.2; 606/205-207, 210, 211; 30/26,
28; 132/73, 73.5, 75.3, 75.4, 75.6

(56) **References Cited**

U.S. PATENT DOCUMENTS

D69,778 S	*	3/1926	Schnefel	D28/55
D75,672 S	*	7/1928	Bates	D28/57
2,082,062 A	*	6/1937	Johnson	606/210
D159,612 S	*	8/1950	Henkel	D28/55
D214,225 S	*	5/1969	Grande	D28/55
D325,265 S	*	4/1992	Rommerdale	D28/55
5,226,849 A	*	7/1993	Johnson	30/28

D456,097 S * 4/2002 LaMagna et al. D28/55

* cited by examiner

Primary Examiner—Philip S. Hyder

Assistant Examiner—C. Tuttle

(74) *Attorney, Agent, or Firm*—Hedman & Costigan, P.C.

(57) **CLAIM**

The ornamental design for a cuticle nipper, as shown and described.

DESCRIPTION

FIG. 1 is a front perspective view of an embodiment of a cuticle nipper according to the invention;

FIG. 2 is a left side view of the cuticle nipper according to the invention;

FIG. 3 is a right side view of the cuticle nipper according to the invention;

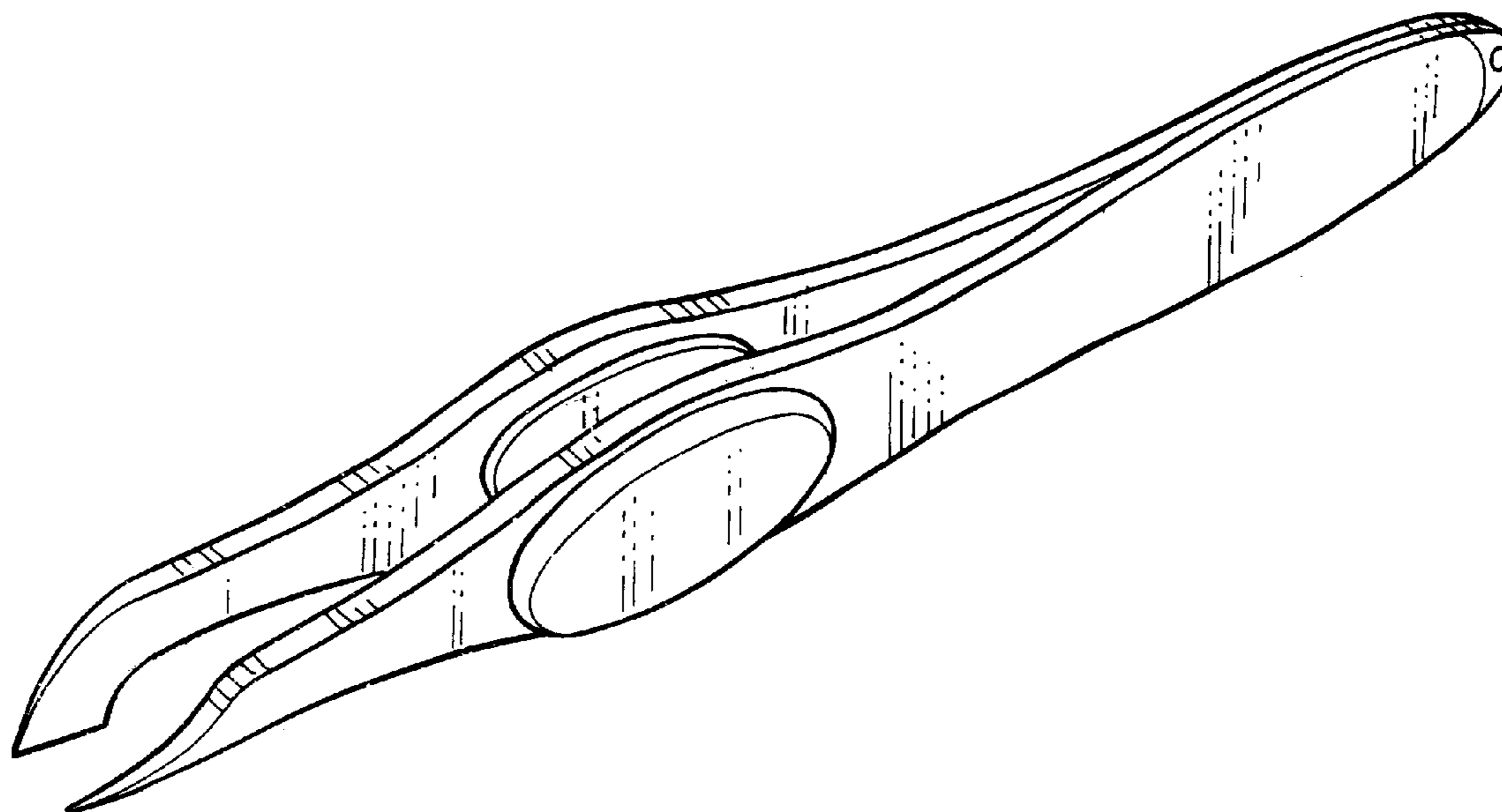
FIG. 4 is a top view of the cuticle nipper according to the invention;

FIG. 5 is a bottom view of the cuticle nipper according to the invention;

FIG. 6 is a front view of the cuticle nipper according to the invention; and,

FIG. 7 is a back view of the cuticle nipper according to the invention.

1 Claim, 2 Drawing Sheets



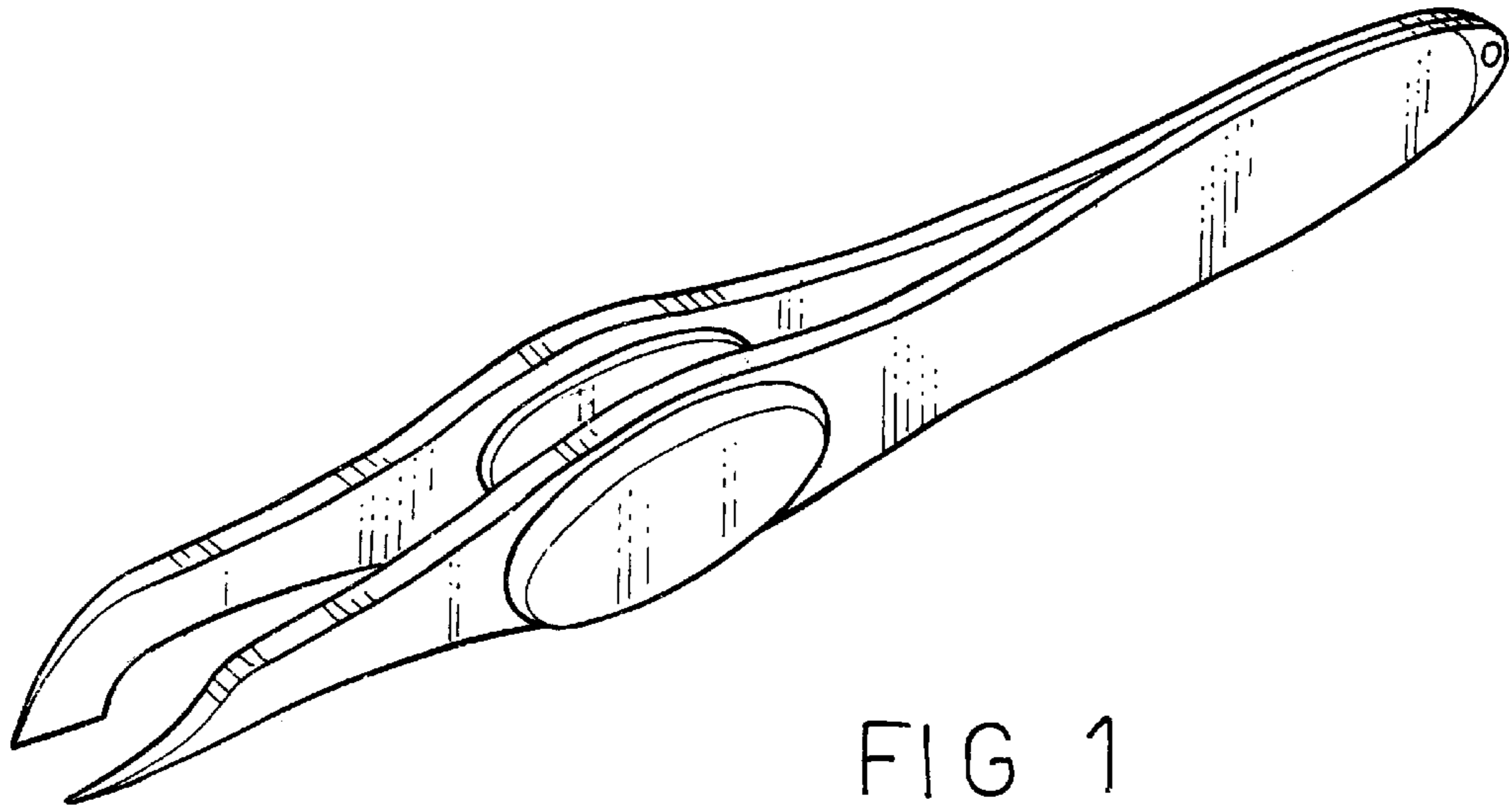


FIG 1

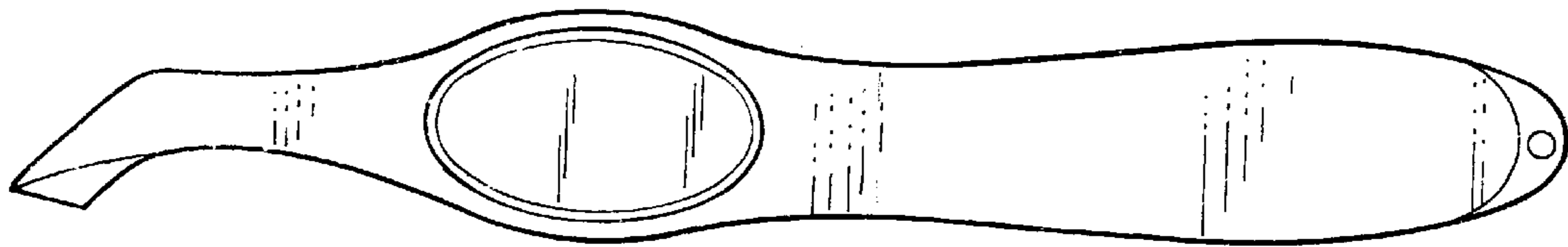


FIG 2

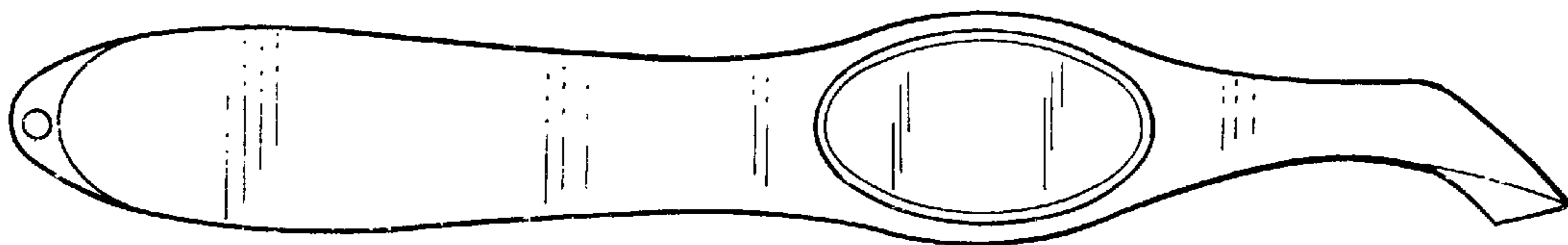


FIG 3

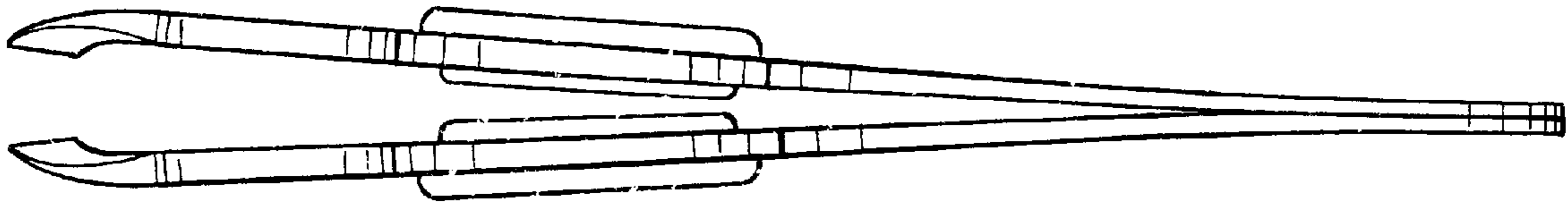


FIG 4

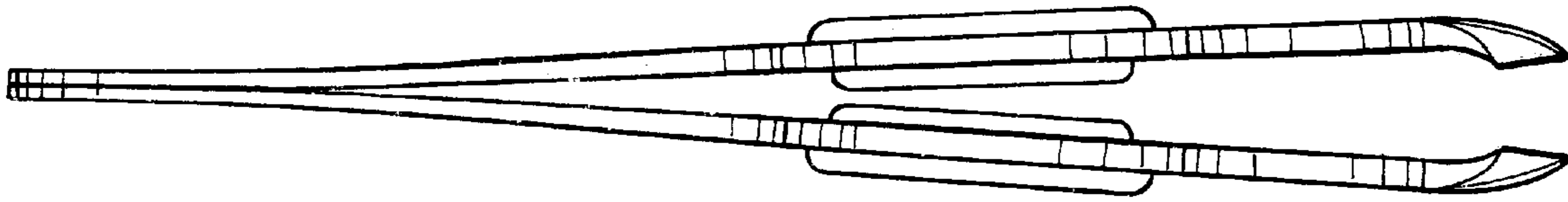


FIG 5

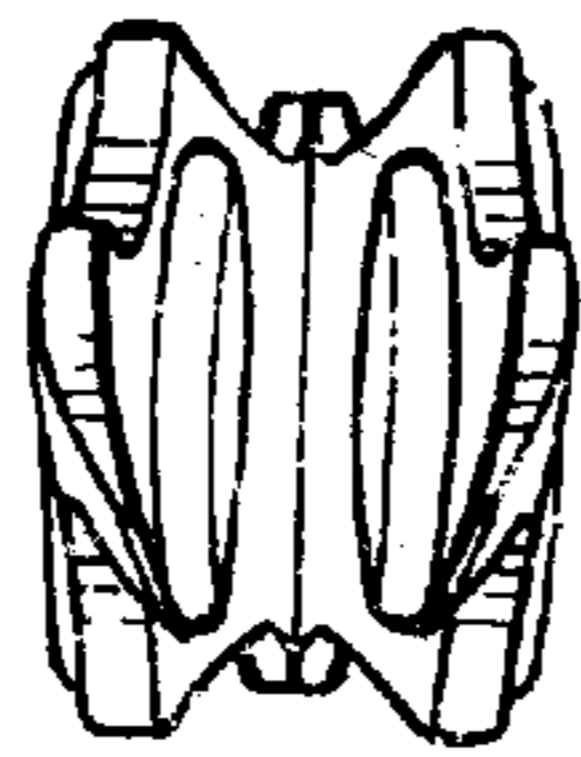


FIG 6

FIG 7

