

US00D495824S1

(12) **United States Design Patent**
Bray et al.

(10) **Patent No.:** **US D495,824 S**
(45) **Date of Patent:** **** Sep. 7, 2004**

(54) **CIGARETTE PACK**
(75) Inventors: **Andrew Jonathan Bray**, Southampton (GB); **Allan Douglas Tearle**, Southampton (GB); **Steven Holford**, Southampton (GB); **Adrian Roy Stewart-Cox**, Southampton (GB)

(73) Assignee: **British American Tobacco (Investments) Limited**, London (GB)

(**) Term: **14 Years**

(21) Appl. No.: **29/177,572**

(22) Filed: **Mar. 12, 2003**

(51) **LOC (7) Cl.** **27-06**

(52) **U.S. Cl.** **D27/189**

(58) **Field of Search** D27/183, 186, D27/189; 206/242, 256, 257, 259, 264, 268, 271, 273; 229/160.1

(56) **References Cited**

U.S. PATENT DOCUMENTS

437,042 A	9/1890	Peck	
603,872 A	5/1898	Bucklin	
1,589,118 A	6/1926	Cowen	
1,662,028 A	3/1928	Gold et al.	
1,805,371 A	5/1931	Molins	
1,842,891 A	1/1932	Allen	
1,850,410 A	3/1932	Milam	
1,863,190 A	6/1932	Coulapides	
1,867,949 A	7/1932	Molins	
1,906,742 A	5/1933	Coulapides	
2,046,484 A	7/1936	Ringler	
2,074,451 A	3/1937	Berberian	
2,158,971 A	5/1939	Stratton	
2,315,186 A	3/1943	Büttner	
2,820,545 A	1/1958	Bramhill	
3,039,671 A	* 6/1962	Efthem	229/160.1

3,272,321 A	9/1966	Tamarin	
4,081,126 A	* 3/1978	Barnard	206/256
4,607,748 A	* 8/1986	Focke	206/273
D296,938 S	7/1988	Ameringen	
D333,532 S	2/1993	Campbell	
5,344,008 A	9/1994	DeBlasio et al.	
D355,275 S	2/1995	Focke	
D438,105 S	2/2001	Conner et al.	
D441,497 S	5/2001	Focke et al.	
D448,888 S	10/2001	Focke et al.	
6,364,100 B1	4/2002	Leibeck	

FOREIGN PATENT DOCUMENTS

GB	2006684 A	5/1979
WO	WO 88/08602	11/1988
WO	WO 02/076247 A1	10/2002

* cited by examiner

Primary Examiner—Jennifer Rivard

(74) *Attorney, Agent, or Firm*—John F. Salazar; Middleton Reutlinger

(57) **CLAIM**

The ornamental design for a cigarette pack, as shown and described.

DESCRIPTION

FIG. 1 is a perspective view of the cigarette pack showing our design;

FIG. 2 is a perspective view of our cigarette pack with the lid open;

FIG. 3 is a front view thereof;


FIG. 4 is a left side view thereof;

FIG. 5 is a rear view thereof; and,

FIG. 6 is a bottom view thereof.

It is understood that the right side view is a mirror image of the left side view.

1 Claim, 6 Drawing Sheets



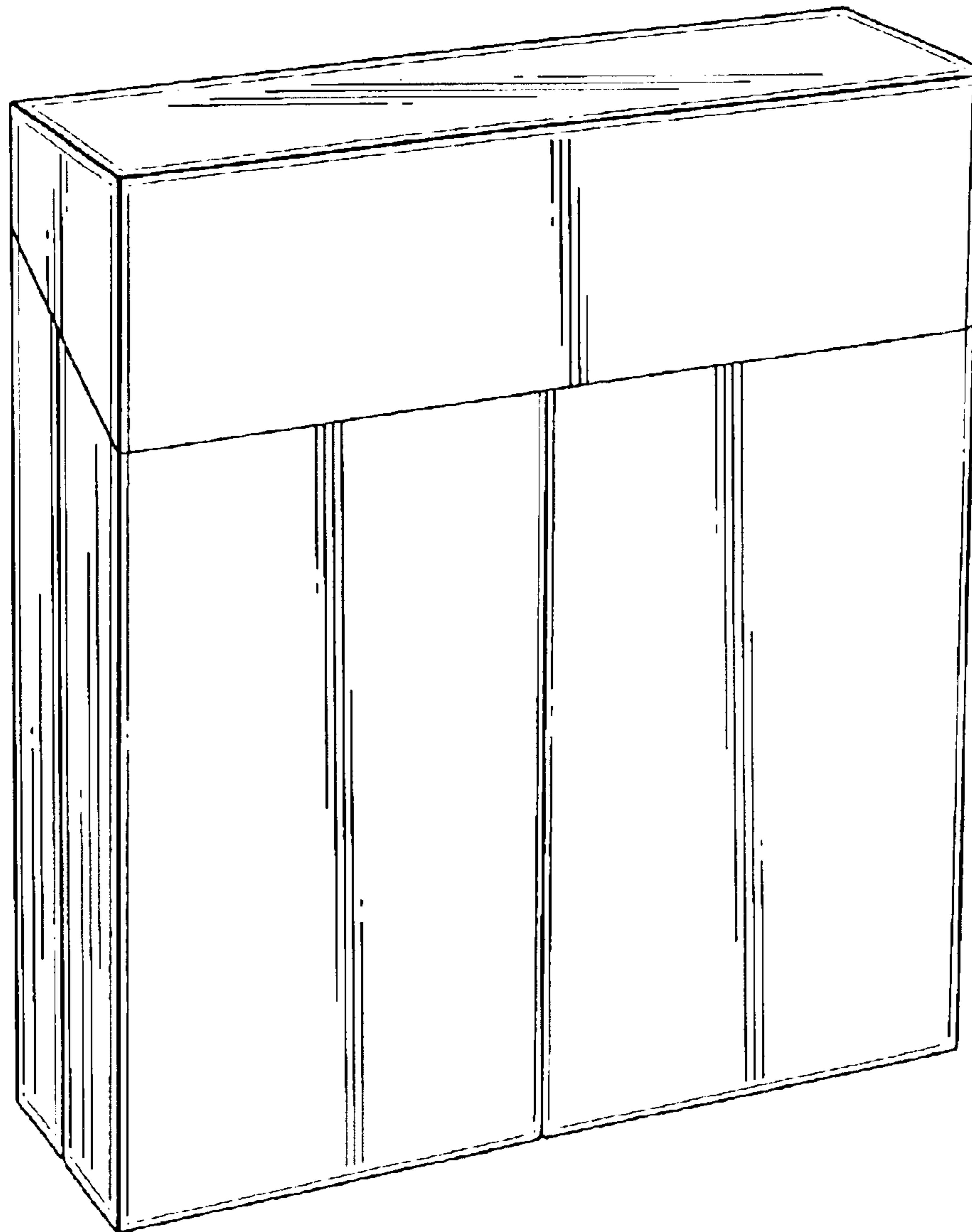


FIG. 1

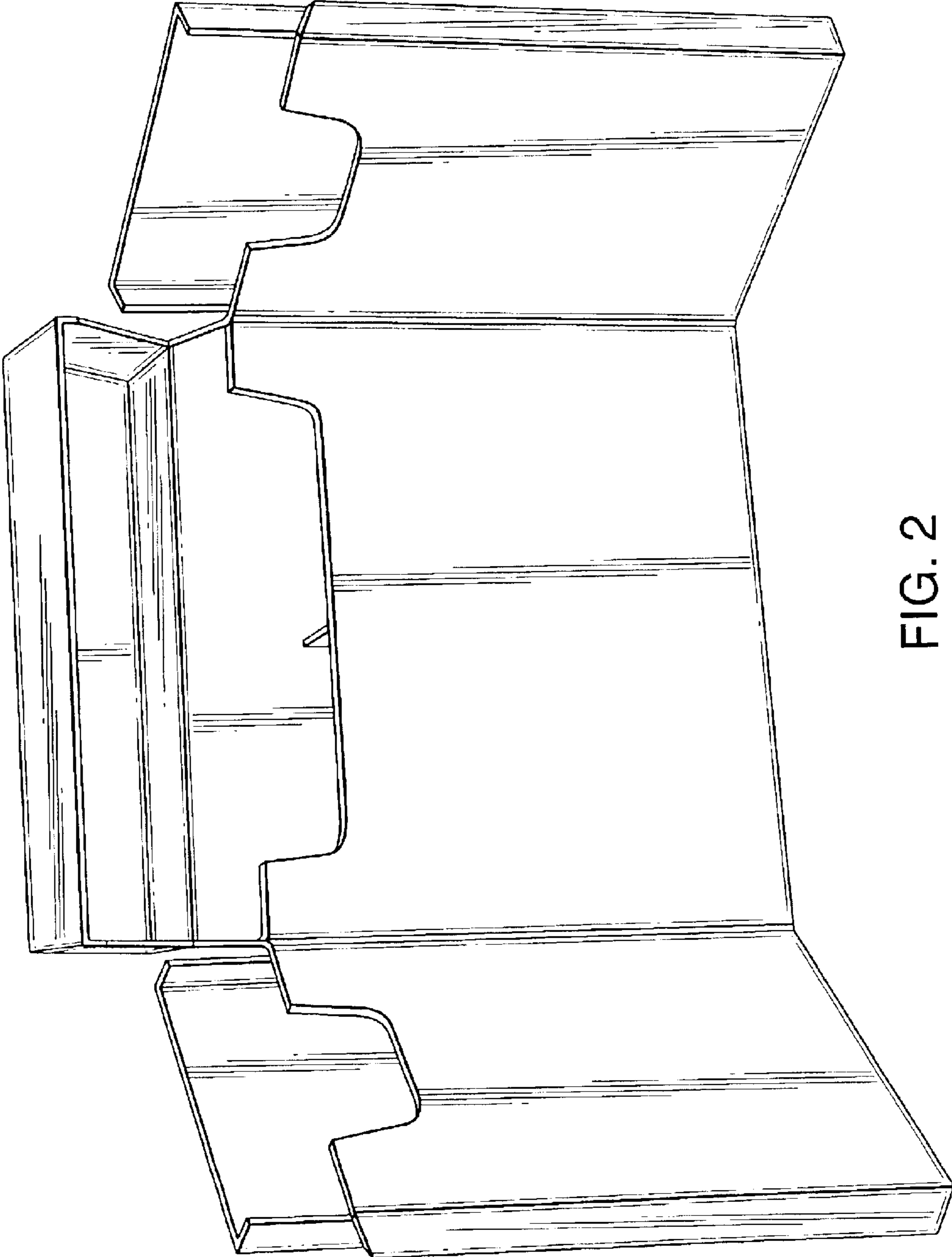


FIG. 2

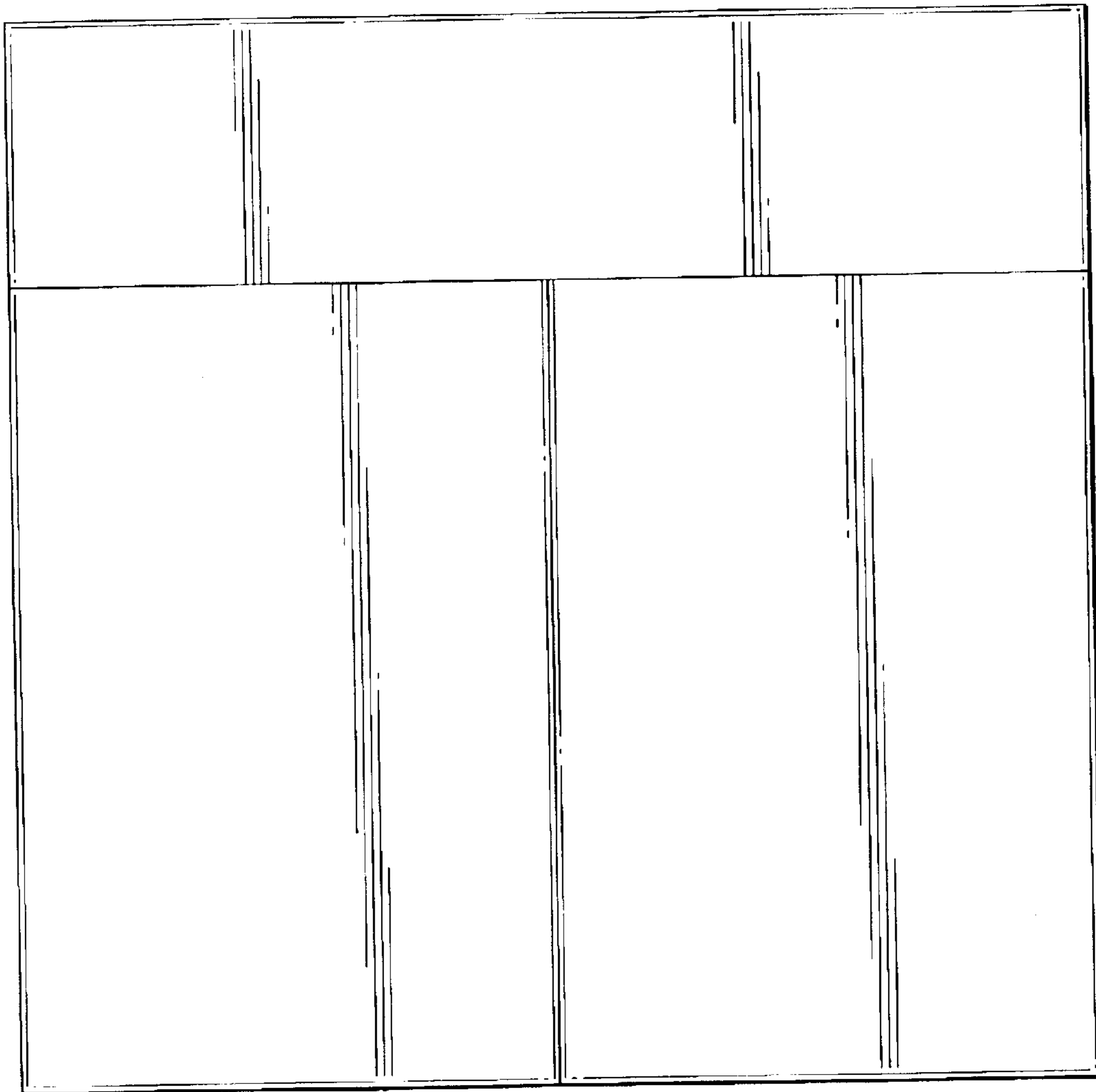


FIG. 3




FIG. 4




FIG. 5




FIG. 6