

US00D495823S1

(12) **United States Design Patent**  
**Itajima**

(10) **Patent No.:** **US D495,823 S**

(45) **Date of Patent:** **\*\* Sep. 7, 2004**

(54) **LIGHTER**

(75) **Inventor:** **Tsuneaki Itajima, Shizuoka-Ken (JP)**

(73) **Assignee:** **Tokai Corporation, Tokyo (JP)**

(\*\*) **Term:** **14 Years**

(21) **Appl. No.:** **29/187,989**

(22) **Filed:** **Aug. 11, 2003**

(51) **LOC (7) Cl.** ..... **27-05**

(52) **U.S. Cl.** ..... **D27/156**

(58) **Field of Search** ..... D27/141, 142,  
D27/152-158, 160; 431/253, 254-257,  
277, 143, 132

(56) **References Cited**

**U.S. PATENT DOCUMENTS**

D229,966 S \* 1/1974 Lockwood ..... D27/156  
D236,628 S \* 9/1975 Garrity ..... D27/156

D469,919 S \* 2/2003 Lin ..... D27/141

\* cited by examiner

*Primary Examiner*—Jennifer Rivard

(74) *Attorney, Agent, or Firm*—Baker Botts LLP

(57) **CLAIM**

I claim the ornamental design for a lighter, as shown and described.

**DESCRIPTION**

FIG. 1 is a top view of an exemplary embodiment of a lighter showing my new design;

FIG. 2 is a left side view of the lighter of FIG. 1;

FIG. 3 is a front view of the lighter of FIG. 1;

FIG. 4 is a right side view of the lighter of FIG. 1;

FIG. 5 is a rear view of the lighter of FIG. 1;

FIG. 6 is a bottom view of the lighter of FIG. 1;

FIG. 7 is a cross sectional view of the lighter taken along line 7-7 in FIG. 1; and,

FIG. 8 is a perspective view of the lighter of FIG. 1.

**1 Claim, 3 Drawing Sheets**



FIG. 1

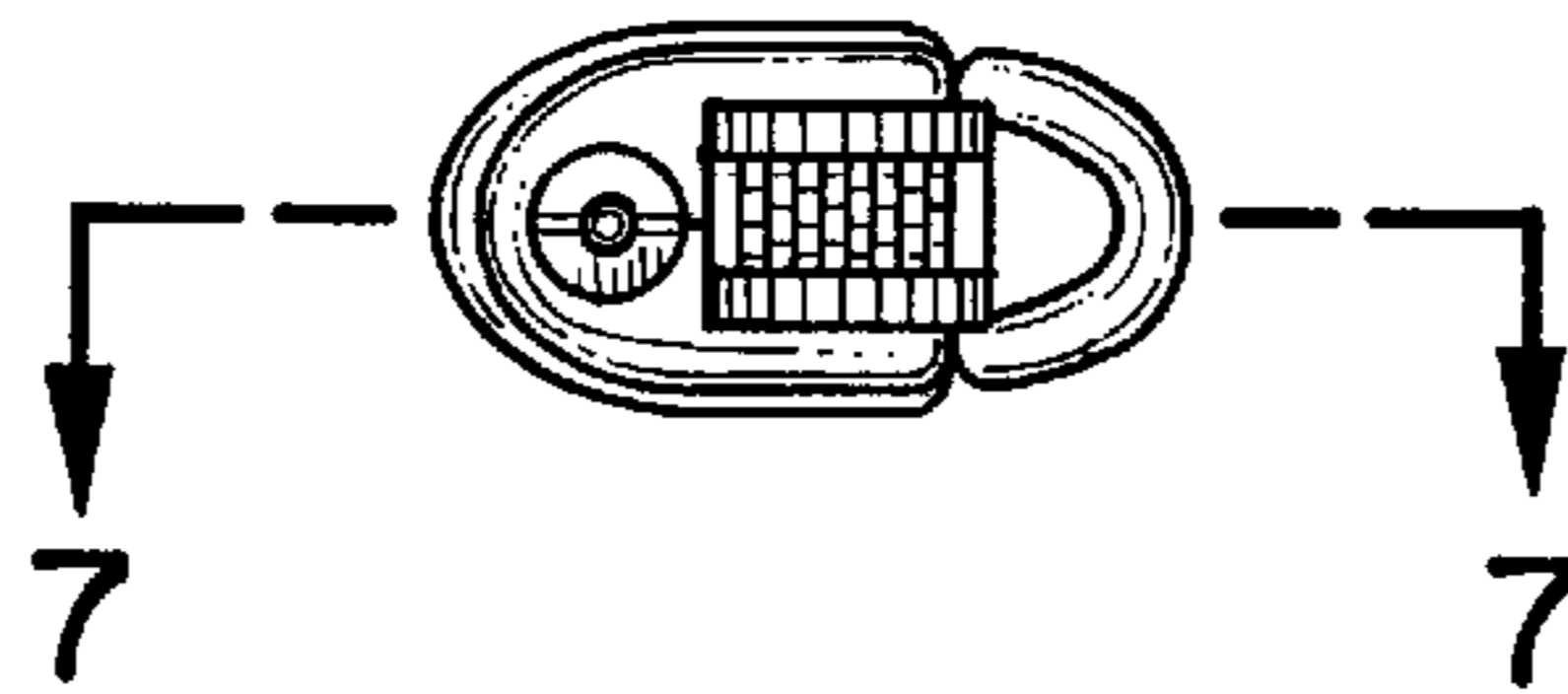


FIG. 2

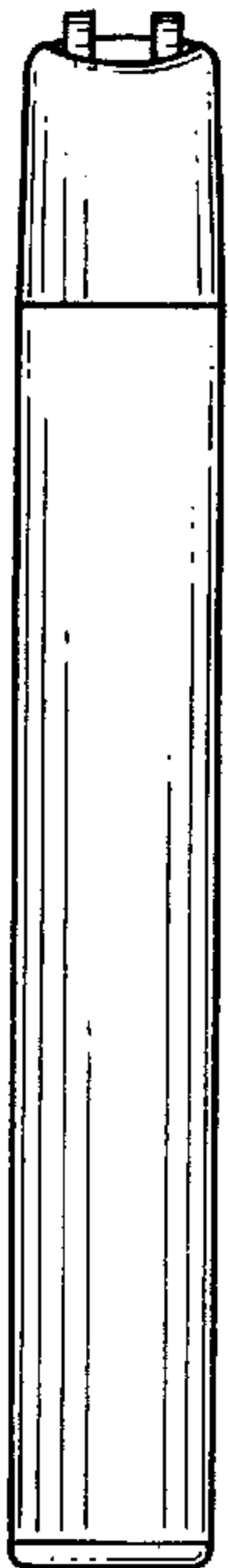


FIG. 3



FIG. 4




FIG. 5



FIG. 6

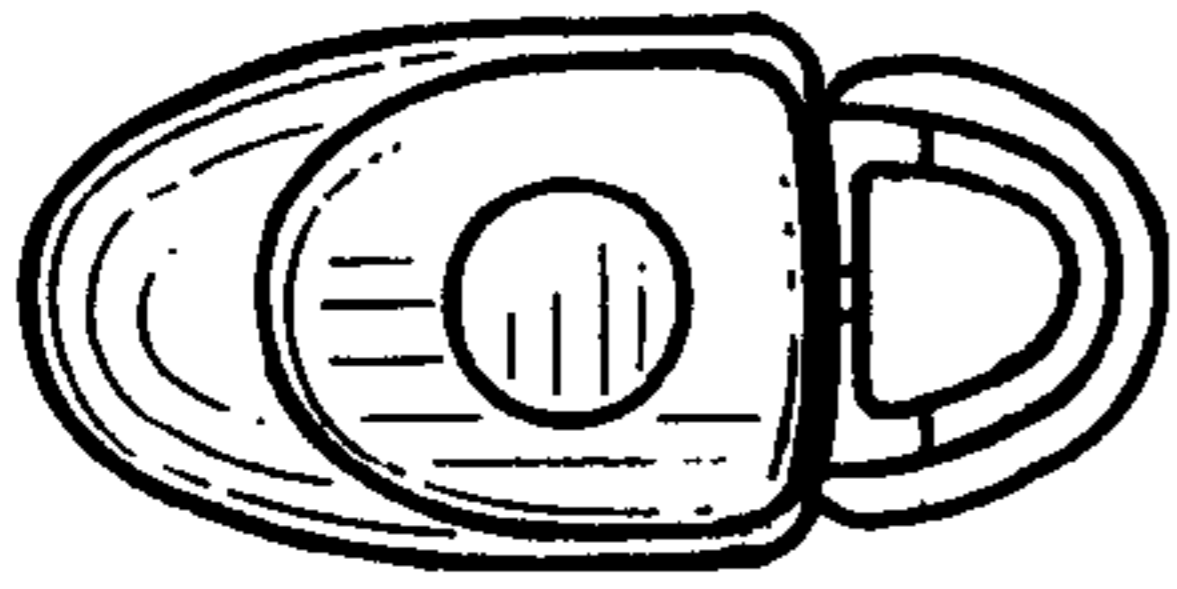
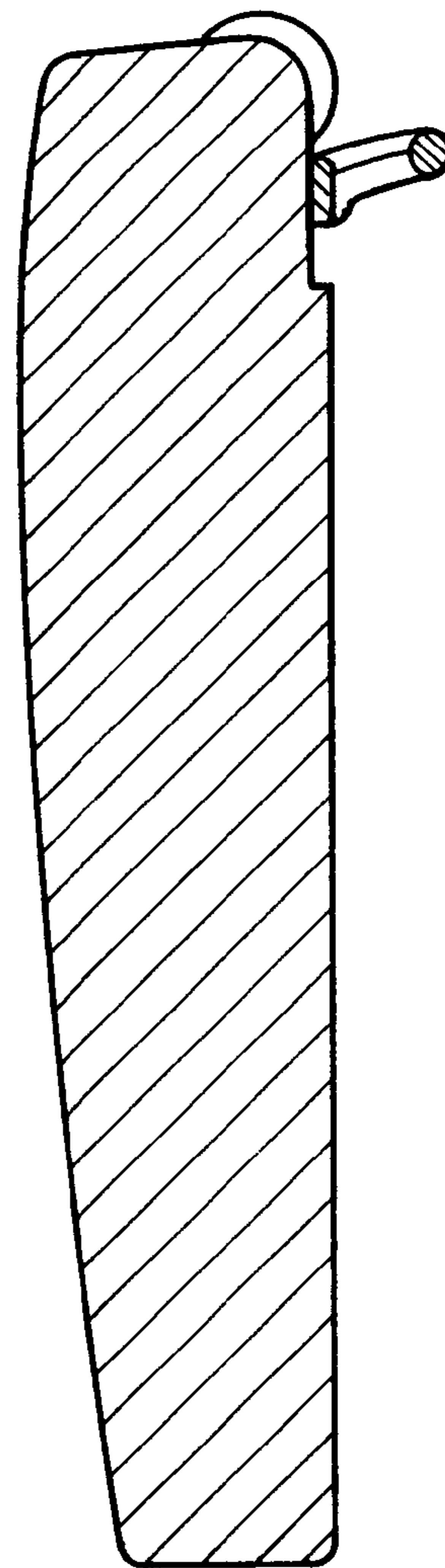


FIG. 7



# FIG. 8

