

US00D495820S1

(12) **United States Design Patent**  
**Chandler**

(10) **Patent No.:** **US D495,820 S**

(45) **Date of Patent:** **\*\* Sep. 7, 2004**

(54) **FLOOR LAMP**

(74) *Attorney, Agent, or Firm*—Pierce Atwood

(76) **Inventor:** **George B. Chandler**, P.O. Box 827,  
Castleton, VT (US) 05735

(57) **CLAIM**

The ornamental design for a floor lamp, as shown and described.

(\*\*) **Term:** **14 Years**

**DESCRIPTION**

(21) **Appl. No.:** **29/186,719**

FIG. 1 is a perspective view of a floor lamp showing my new design;

(22) **Filed:** **Jul. 21, 2003**

FIG. 2 is a perspective view of the floor lamp thereof;

(51) **LOC (7) Cl.** ..... **26-03**

FIG. 3 is a rear elevational view thereof;

(52) **U.S. Cl.** ..... **D26/106**

FIG. 4 is a left side elevational view thereof;

(58) **Field of Search** ..... D26/93, 102–112;  
362/410–414, 431

FIG. 5 is a front elevational view thereof;

FIG. 6 is a right side elevational view thereof;

(56) **References Cited**

**U.S. PATENT DOCUMENTS**

FIG. 7 is a top plan view thereof; and,

FIG. 8 is a bottom plan view thereof.

D341,674 S \* 11/1993 Porter ..... D26/106

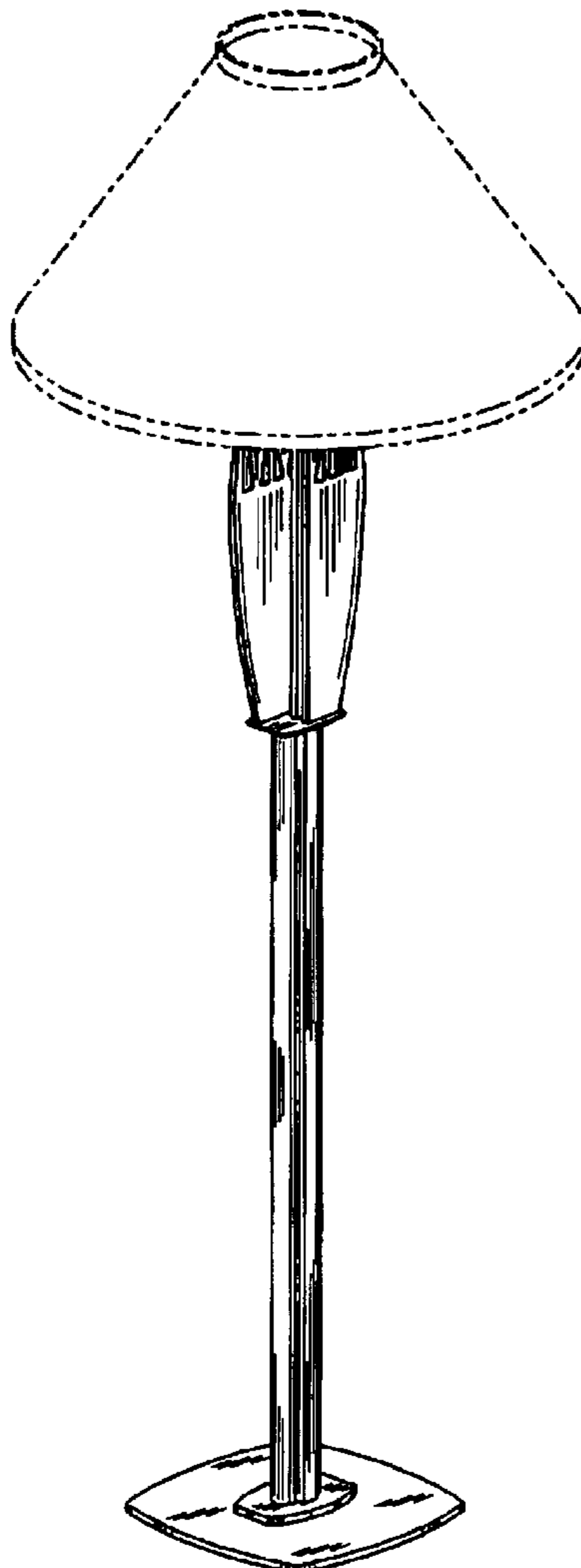
The broken line showing of environmental structure in FIG. 1 is for illustrative purposes only and forms no part of the claimed design.

\* cited by examiner

*Primary Examiner*—Alan P. Douglas

*Assistant Examiner*—Linda Brooks

**1 Claim, 2 Drawing Sheets**



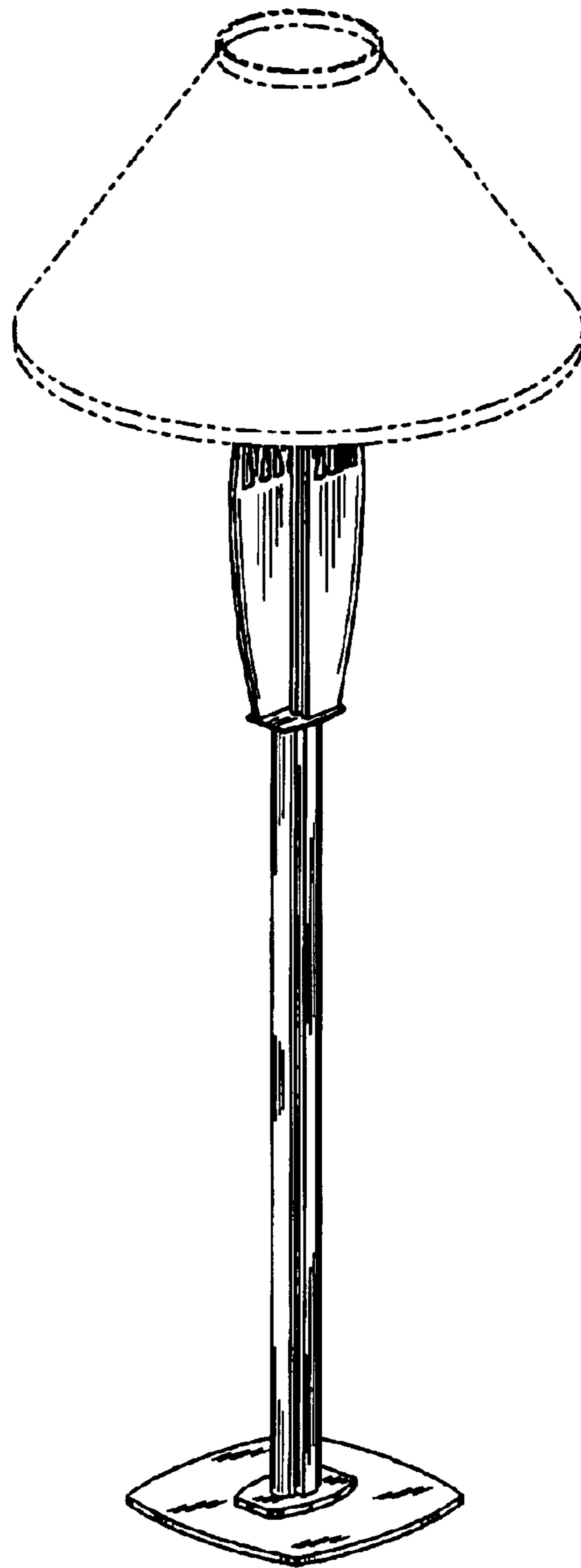


FIG. 1



FIG. 2




FIG. 3




FIG. 4



FIG. 5

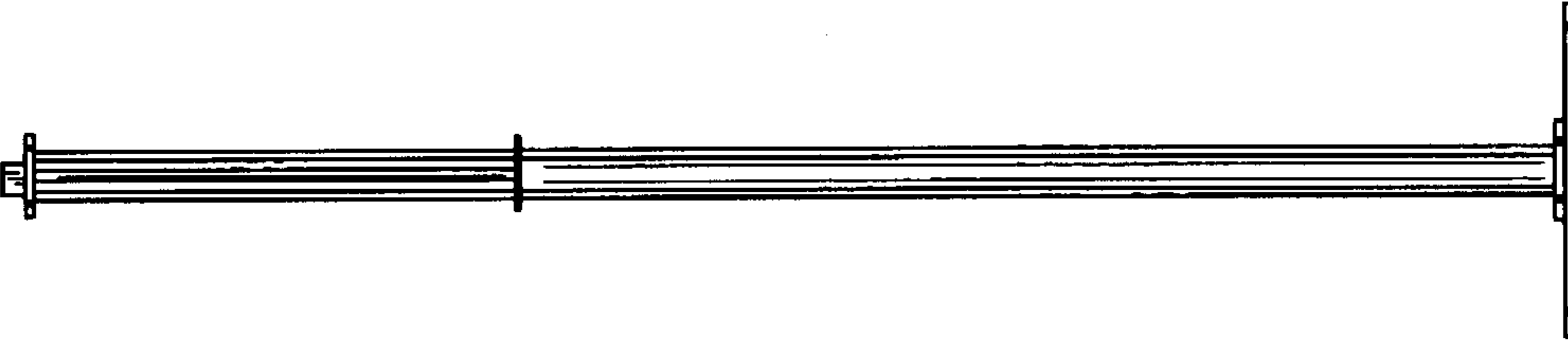


FIG. 6

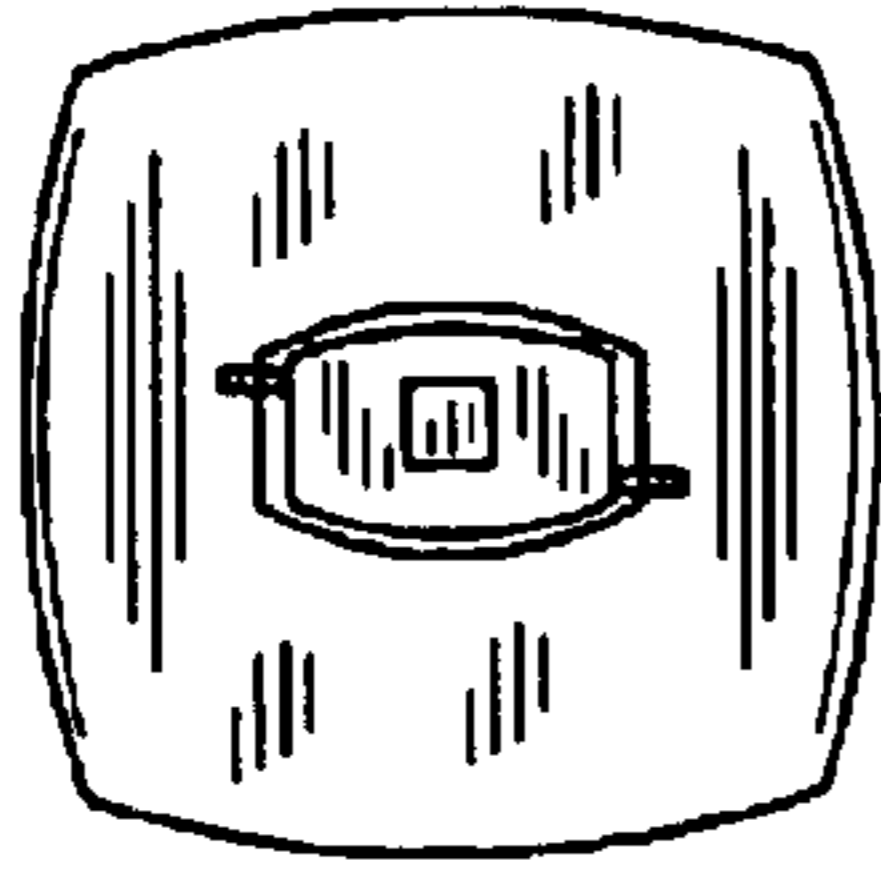


FIG. 7

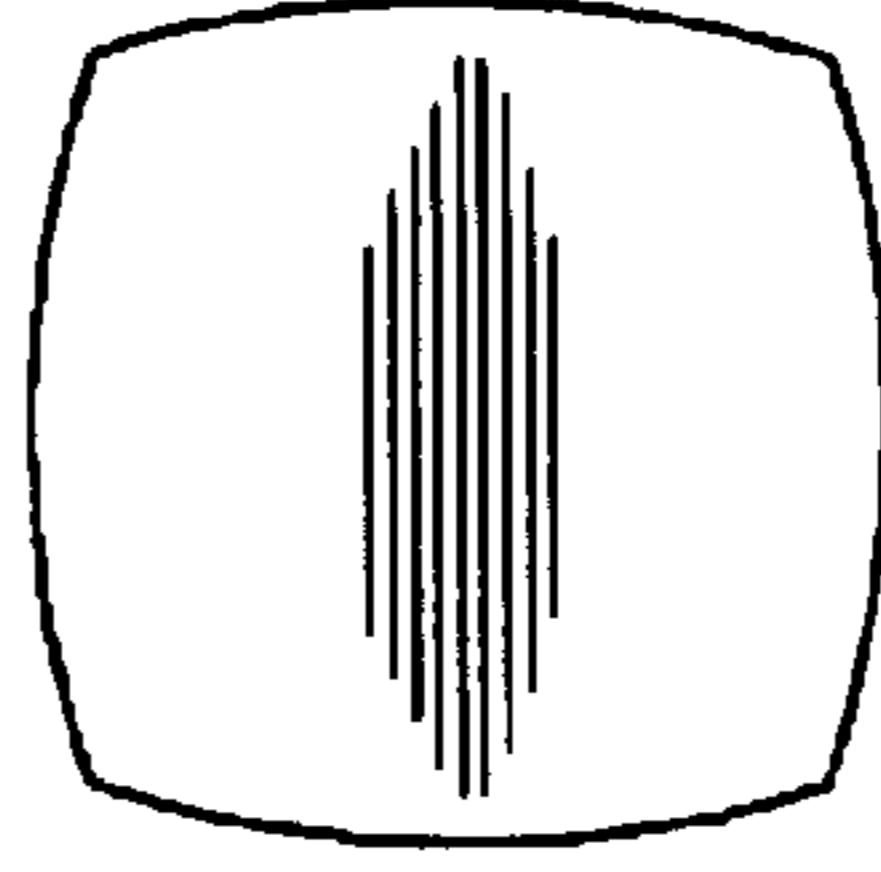


FIG. 8