

US00D495812S1

(12) **United States Design Patent**
Hilborn et al.

(10) **Patent No.:** **US D495,812 S**

(45) **Date of Patent:** **** Sep. 7, 2004**

(54) **COMBINED VEHICLE REAR BRAKE LIGHT AND CAMERA**

D447,825 S * 9/2001 Lee D26/28
D451,218 S * 11/2001 Bernier D26/28
D472,986 S * 4/2003 Kim D26/28

(75) Inventors: **Thomas W. Hilborn**, 7525 Bobbyboyar Ave., West Hills, CA (US) 91307; **Jose Rafael Venegas**, Reseda, CA (US)

* cited by examiner

Primary Examiner—Marcus A. Jackson

(74) *Attorney, Agent, or Firm*—Don Finkelstein

(73) Assignee: **Thomas W. Hilborn**

(57) **CLAIM**

(**) Term: **14 Years**

The ornamental design for a combined vehicle rear brake light and camera, as shown and described.

(21) Appl. No.: **29/155,478**

DESCRIPTION

(22) Filed: **Feb. 12, 2002**

(51) **LOC (7) Cl.** **26-04**

FIG. 1 is perspective view of our combined vehicle rear brake light and camera;

(52) **U.S. Cl.** **D26/28**

FIG. 2 is a top plan view thereof;

(58) **Field of Search** D26/28-36; 362/459, 362/460, 462, 463, 464, 465, 466, 541, 543, 548; 340/467, 469, 475

FIG. 3 is a right side elevational view thereof, the left side elevational view being identical thereto;

FIG. 4 is a bottom plan view thereof;

(56) **References Cited**

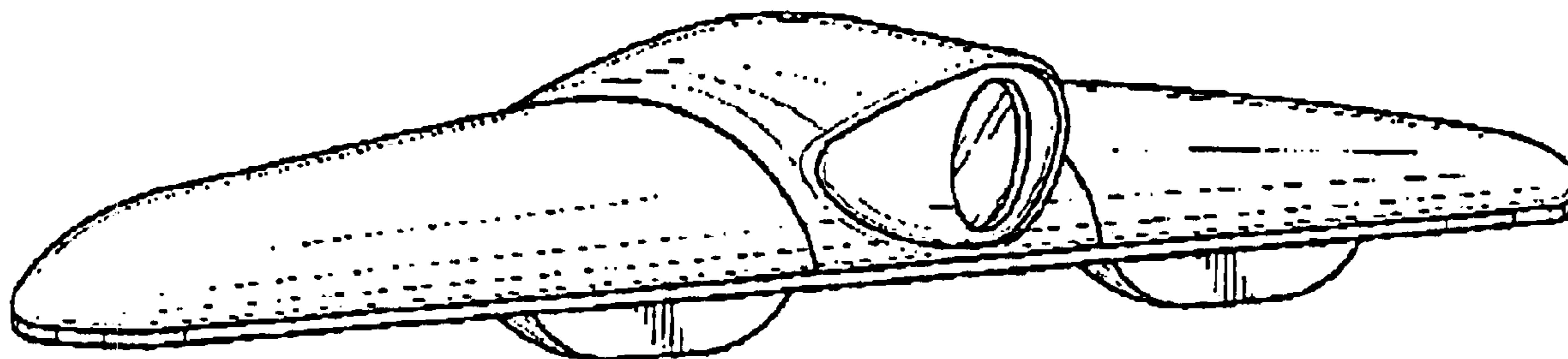
FIG. 5 is a rear elevational view thereof; and,

FIG. 6 is a front elevational view thereof.

U.S. PATENT DOCUMENTS

D443,939 S * 6/2001 Thomas D26/28

1 Claim, 2 Drawing Sheets



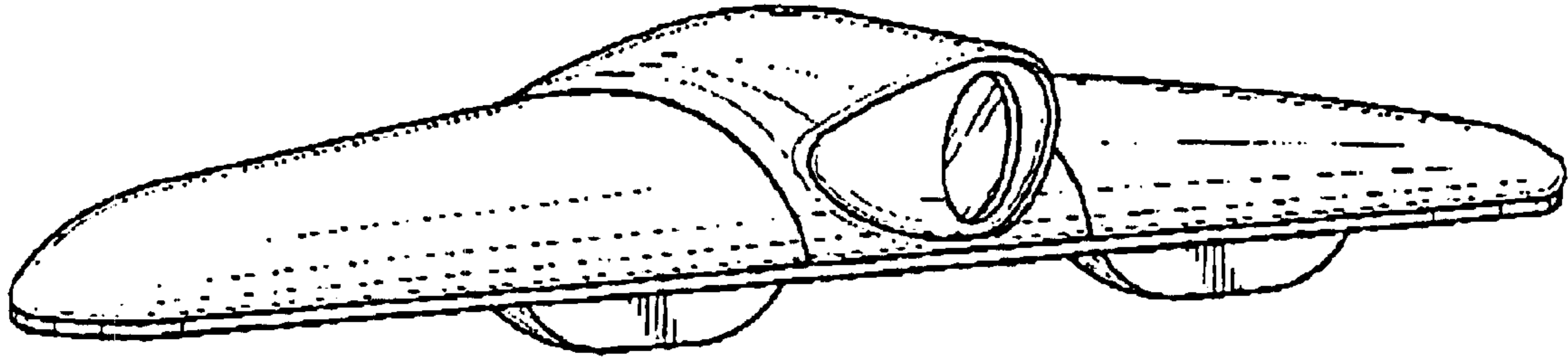


FIG. 1



FIG. 2



FIG. 3



FIG. 4

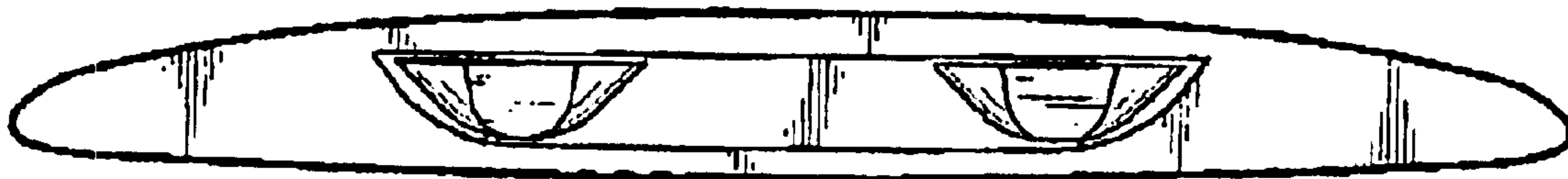


FIG. 5



FIG. 6