



US00D495775S1

(12) **United States Design Patent**  
**Sagawa et al.**

(10) **Patent No.:** **US D495,775 S**  
(45) **Date of Patent:** **\*\* Sep. 7, 2004**

(54) **WASHING MACHINE WITH A CLOTHING  
DRIER**

D450,164 S \* 11/2001 Dyson et al. .... D32/6  
D465,622 S \* 11/2002 Wang et al. .... D32/6

(75) Inventors: **Sou Sagawa**, Ota-ku (JP); **Masaharu  
Doi**, Fuchu (JP)

\* cited by examiner

*Primary Examiner*—Robert A. Delehanty  
(74) *Attorney, Agent, or Firm*—Banner & Witcoff, Ltd.

(73) Assignee: **Kabushiki Kaisha Toshiba** (JP)

(\*\*) Term: **14 Years**

(57) **CLAIM**

The ornamental design for a washing machine with a clothing drier, as shown and described.

(21) Appl. No.: **29/186,088**

**DESCRIPTION**

(22) Filed: **Jul. 10, 2003**

(30) **Foreign Application Priority Data**

Apr. 7, 2003 (JP) ..... 2003-009743

FIG. 1 is a top, front and right side perspective view of a washing machine with a clothing drier showing our new design,

(51) **LOC (7) Cl.** ..... **15-05**

FIG. 2 is a front elevational view thereof,

(52) **U.S. Cl.** ..... **D23/5**

FIG. 3 is a top plan view thereof,

(58) **Field of Search** ..... D32/1, 5-10, 25,  
D32/58; 38/1 A; 34/523, 58, 108, 130-132,  
595-597, 603, 417, 499, 534, 600; 312/31;  
68/3 E, 4, 5 R, 12.01, 12.08, 212

FIG. 4 is a rear elevational view thereof,

FIG. 5 is a bottom plan view thereof,

FIG. 6 is a left side elevational view thereof,

FIG. 7 is a right side elevational view thereof,

FIG. 8 is a reference view showing the article with a cleaner case being pulled out thereof; and,


FIG. 9 is a front elevational view showing the article in an opened position.

(56) **References Cited**

**U.S. PATENT DOCUMENTS**

D300,279 S 3/1989 Umahara et al.

**1 Claim, 5 Drawing Sheets**



# FIG. 1




FIG. 2

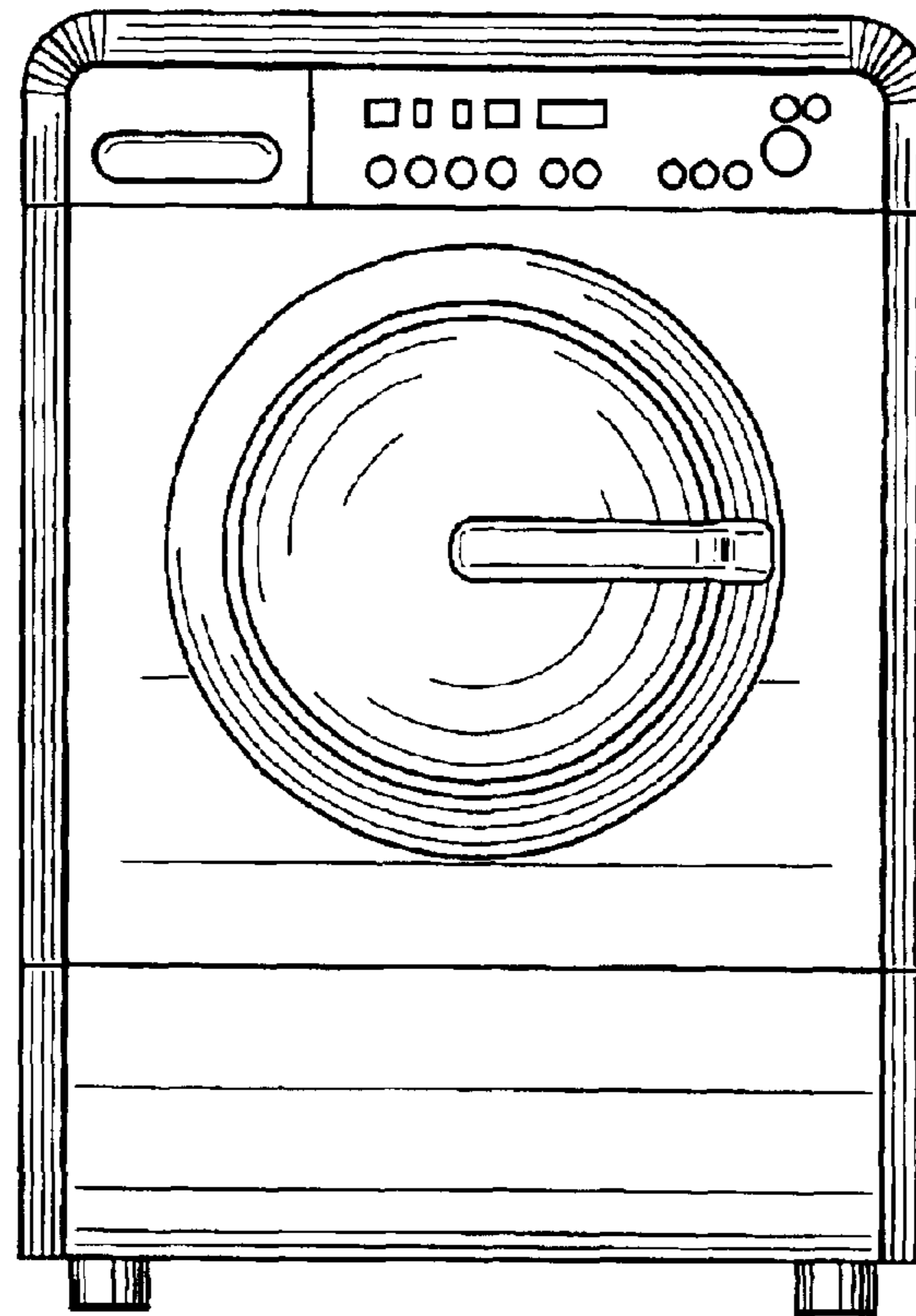


FIG. 3




FIG. 4

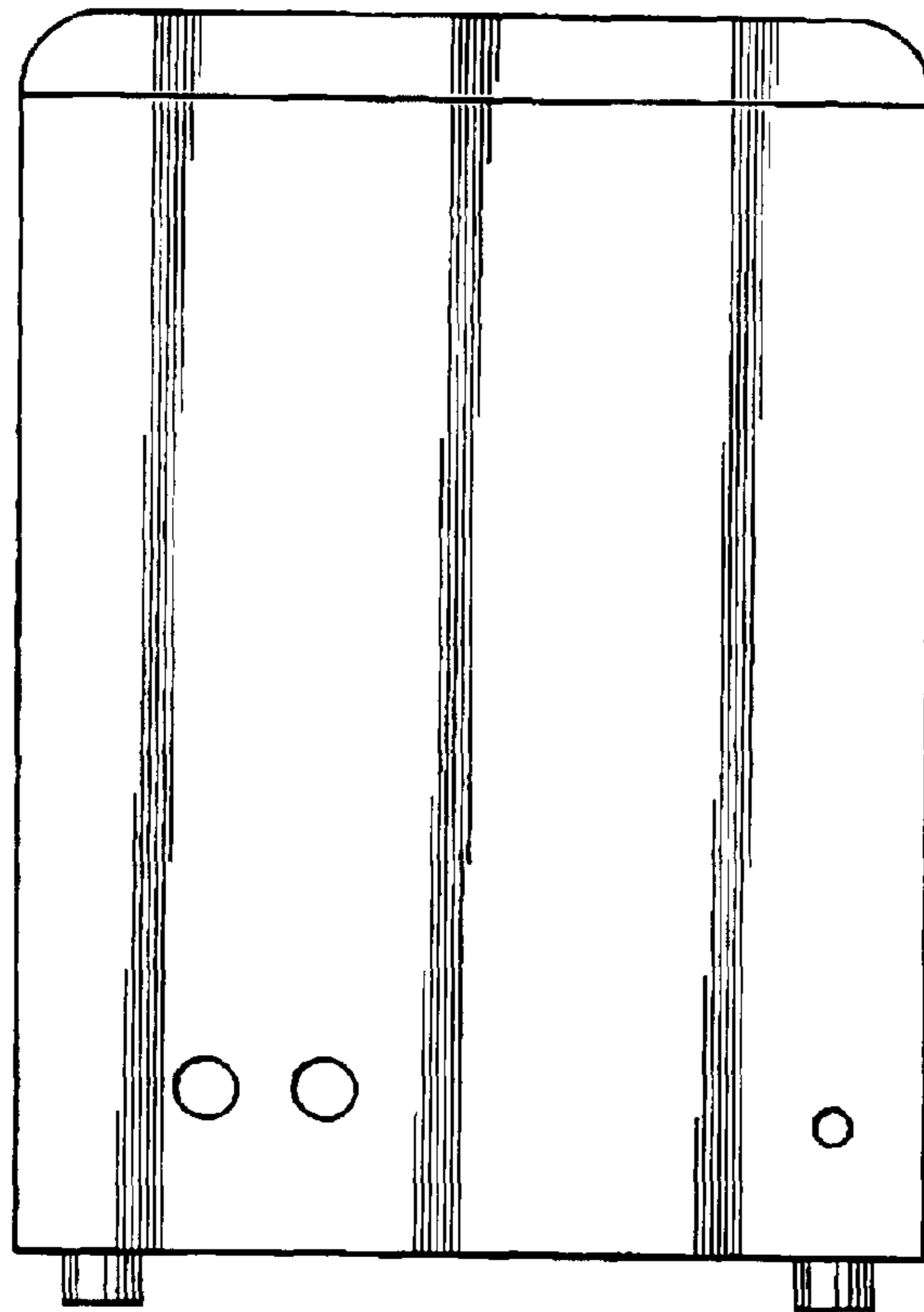


FIG. 5

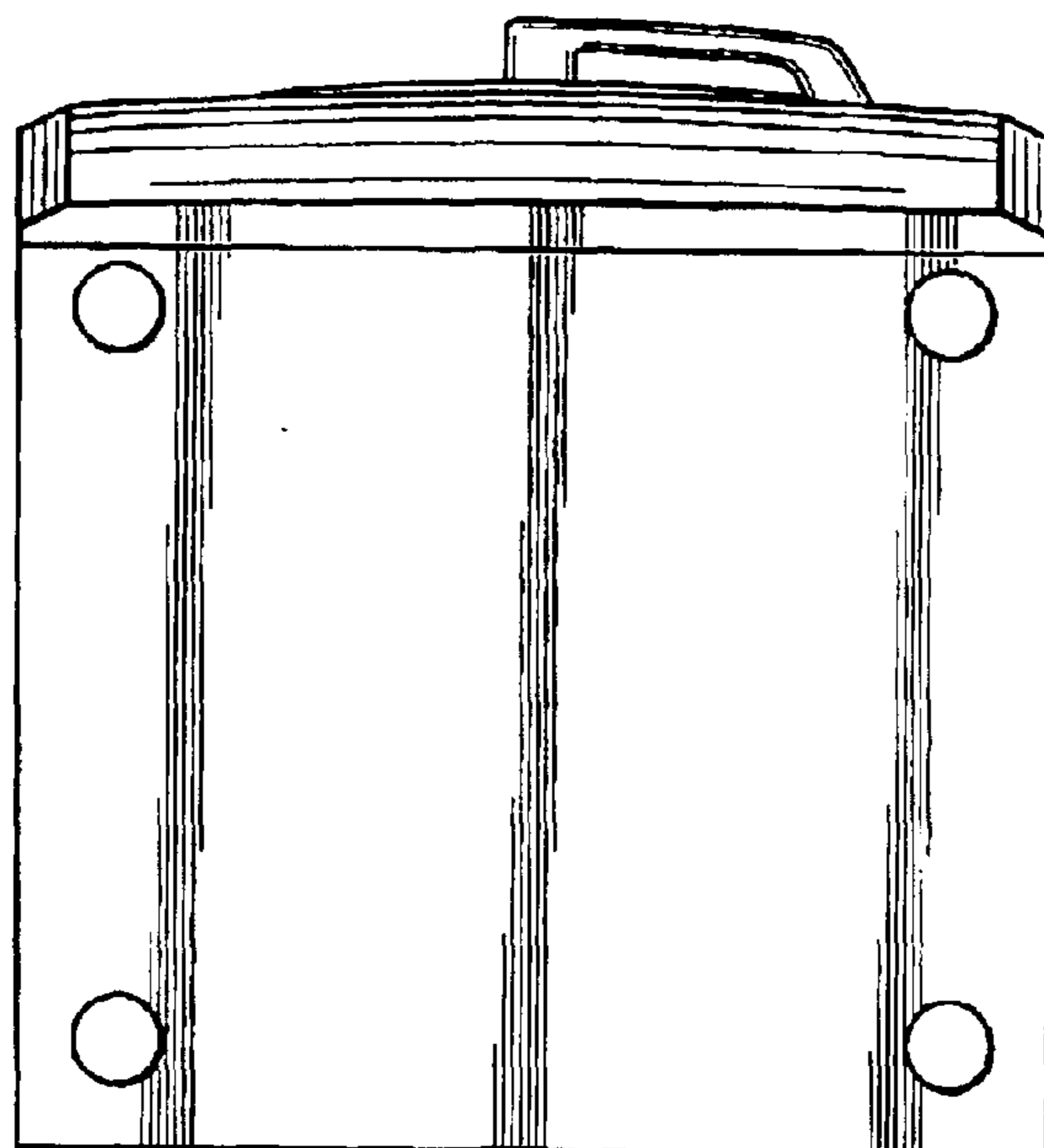


FIG. 6

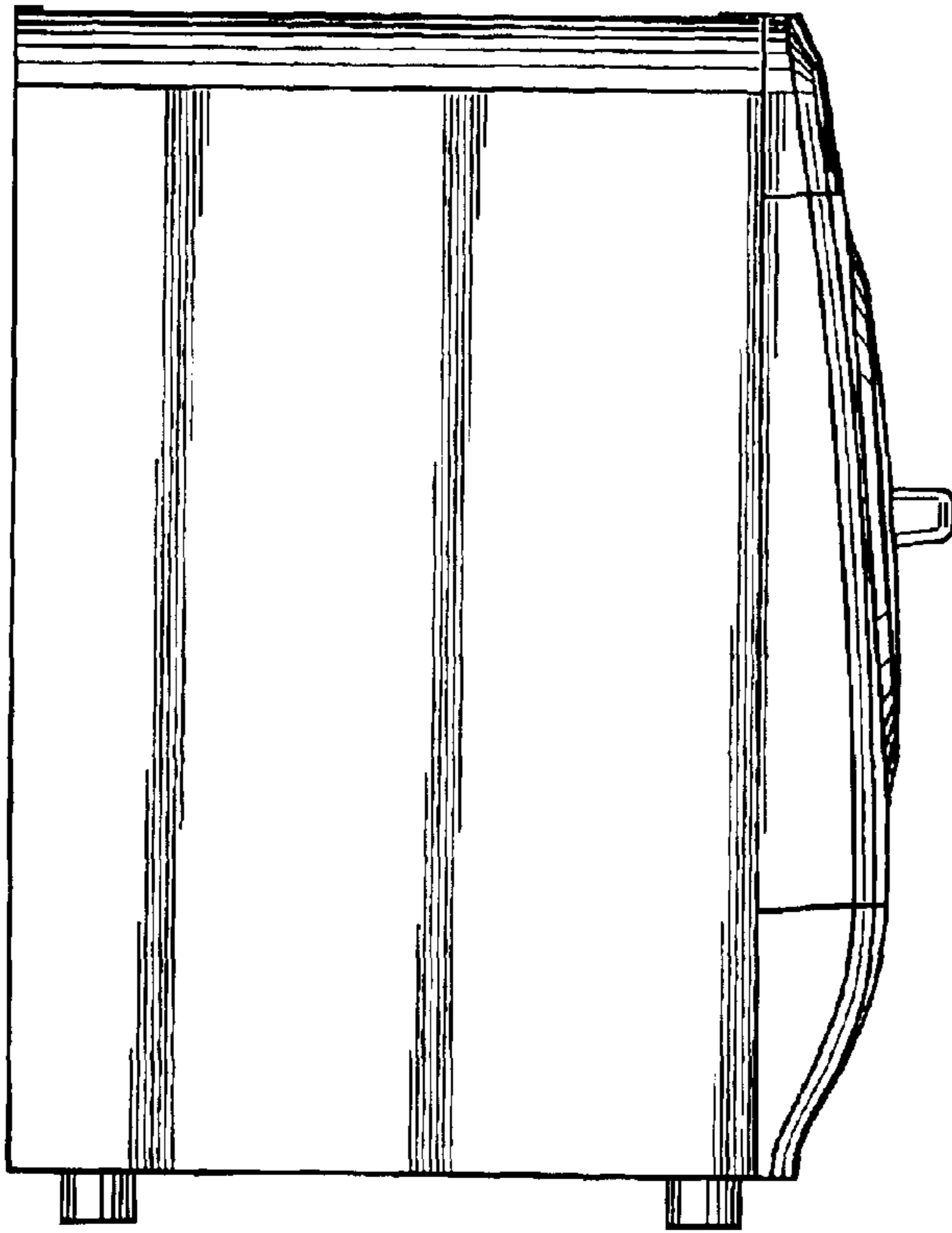


FIG. 7

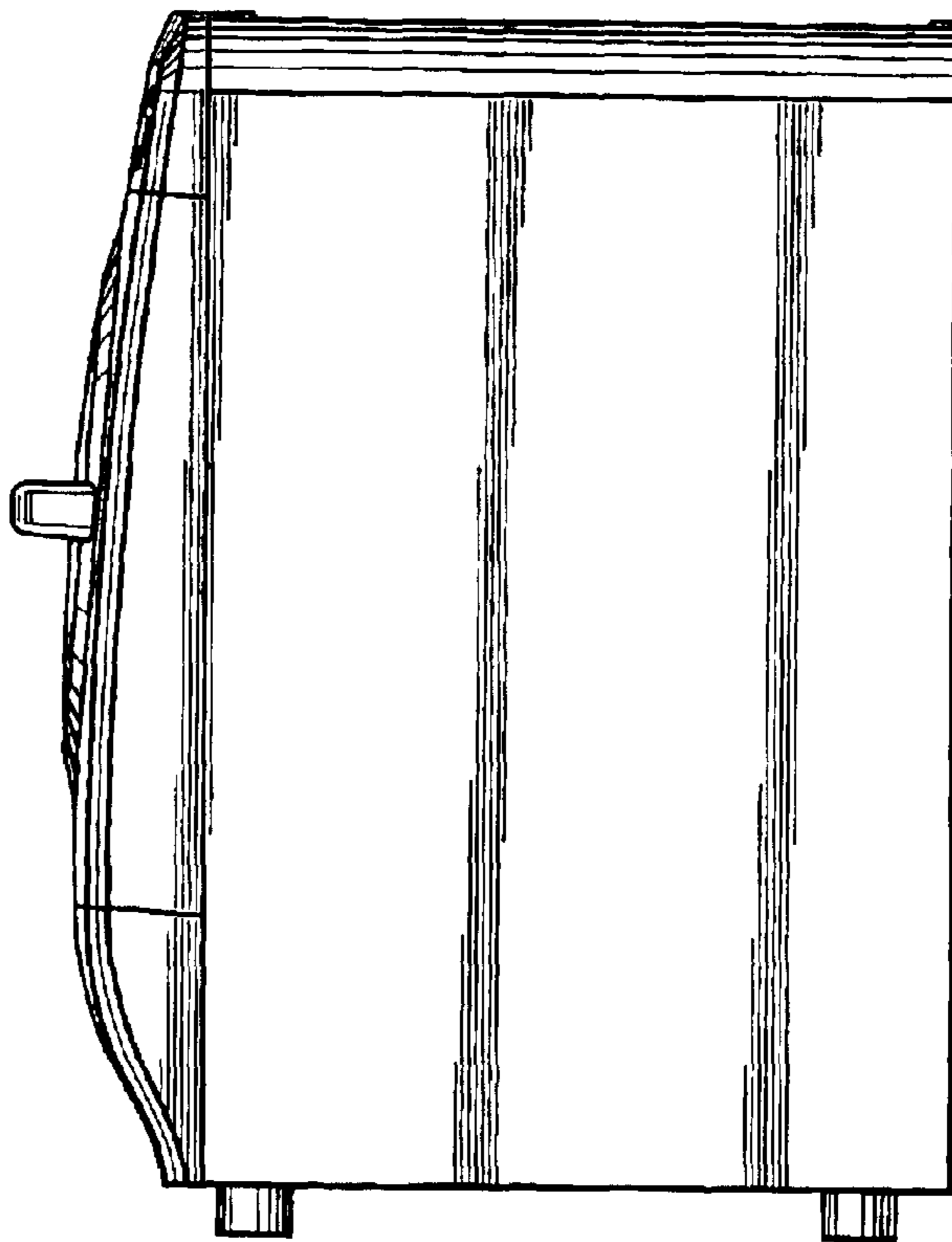


FIG. 8




FIG. 9

