



US00D495772S1

(12) **United States Design Patent** (10) **Patent No.:** **US D495,772 S**
Hibben (45) **Date of Patent:** **** Sep. 7, 2004**

(54) **KNIFE**
(75) **Inventor:** **Gil W. Hibben, La Grande, KY (US)**
(73) **Assignee:** **United Cutlery Corporation, Sevierville, TN (US)**
(**) **Term:** **14 Years**

D361,104 S 8/1995 Choi D21/145
5,440,814 A 8/1995 Hall et al. 30/295
D362,485 S 9/1995 Hall D22/118
D363,109 S 10/1995 Hall D22/118
D371,060 S 6/1996 Lai D8/107
D371,592 S 7/1996 Hall et al. D22/118

(List continued on next page.)

(21) **Appl. No.:** **29/191,438**
(22) **Filed:** **Oct. 7, 2003**
(51) **LOC (7) Cl.** **22-02**
(52) **U.S. Cl.** **D22/118**
(58) **Field of Search** D22/117-120;
D8/95-99, 107, 303; D7/652, 649, 401.2;
30/155-161, 340, 342-345

OTHER PUBLICATIONS

U.S. Calvary Knives, 1994, p. 111, Catalog.
The Noble Collection, Winter 1997/1998, Historic Daggers, No page listed, Catalog.
United Cutlery Brands, Catalog # 42, 2002, pp. 7, 19, 21, 29, 30, 33-35, 39-45, and 51-60.
Museum Replicas Limited, Horned Skull Sword, p. 65, (1994).
Agincourt, Iberia Sword, Item B, Cutlery Shoppe, p. 38 (1993).
United Cutlery, Double Shadow Fantasy Dagger, p. 16, (1991).
Museum Replicas Limited, Catalog # 39, Renaissance Daggers, 1995, p. 8.
Blade Magazine, Damascus Dagger, Aug. 1995, p. 54.
Blade Magazine, 24 inch Dagger, Aug. 1995 p. 27.
Blade Magazine, Kris Dagger, Aug. 1995, p. 26.

(56) **References Cited**

U.S. PATENT DOCUMENTS

D137,451 S 3/1944 Harstad D22/118
D138,570 S 8/1944 Huff D22/118
D156,070 S 11/1949 Brooks D22/118
D170,824 S 11/1953 Kundikoff D22/118
D221,335 S 8/1971 Clayton D22/118
D222,934 S 2/1972 Cole D22/118
D222,935 S 2/1972 Cole D22/118
D222,937 S 2/1972 Cole D22/118
D222,938 S 2/1972 Cole D22/118
D225,527 S 12/1972 Cole D22/118
4,608,757 A 9/1986 Eckerle 30/299
D299,375 S 1/1989 Pipes D22/118
D302,455 S 7/1989 Hibben D22/118
D323,694 S 2/1992 Pipes D22/118
D325,616 S 4/1992 Kolombatovich D22/118
D330,064 S 10/1992 Medina D22/118
D330,405 S * 10/1992 Luchak D22/118
D333,173 S 2/1993 Pipes D22/118
D336,126 S 6/1993 Luchak D22/118
D348,599 S 7/1994 Sakai D8/99
D348,818 S 7/1994 Hasegawa D8/99
D351,210 S 10/1994 Koskinen D22/118
D360,013 S 7/1995 Collins D22/118
D360,241 S 7/1995 Choi D21/145

Primary Examiner—Catherine R. Oliver
(74) *Attorney, Agent, or Firm*—Pitts & Brittan PC

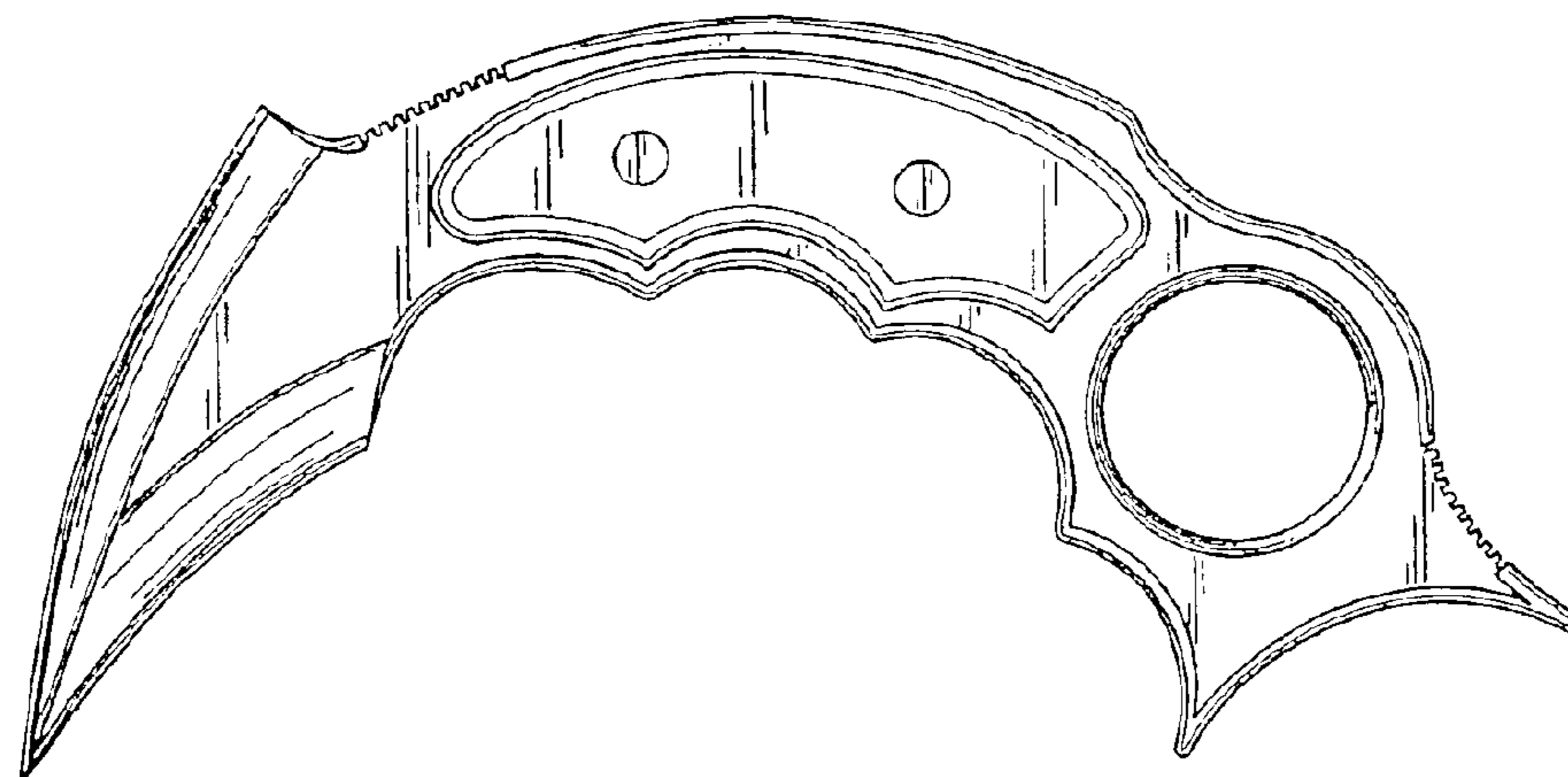
(57) **CLAIM**

The ornamental design for a knife, as shown and described.

DESCRIPTION

FIG. 1 is a left side elevational view of the design of the present invention for a knife, of which the right side is a mirror image thereof;
FIG. 2 is a front elevational view of the knife of FIG. 1;
FIG. 3 is a rear elevational view of the knife of FIG. 1;
FIG. 4 is a top plan view of the knife of FIG. 1; and,
FIG. 5 is a bottom plan view of the knife of FIG. 1.

1 Claim, 3 Drawing Sheets



US D495,772 S

Page 2

U.S. PATENT DOCUMENTS

D375,779 S	11/1996	Hibben	D22/118	D473,613 S	4/2003	Rae	D22/118
D378,982 S	4/1997	Thompson	D8/99	D473,614 S	4/2003	Rae	D22/118
D379,211 S	5/1997	Thompson	D22/118	D473,615 S	4/2003	Rae	D22/118
D379,488 S	5/1997	Hibben	D22/118	D473,616 S	4/2003	Rae	D22/118
D380,520 S	7/1997	Hibben	D22/118	D473,617 S	4/2003	Rae	D22/118
D381,060 S	7/1997	Moran	D22/118	D473,618 S	4/2003	Rae	D22/118
D382,187 S	8/1997	Hibben	D8/76	D473,619 S	4/2003	Rae	D22/118
D383,519 S	9/1997	Lainhart	D22/118	D473,620 S	4/2003	Rae	D22/118
D388,150 S	12/1997	Glesser	D22/118	D473,621 S	4/2003	Rae	D22/118
D398,211 S	9/1998	Howard	D8/98	D473,622 S	4/2003	Rae	D22/118
D406,308 S	3/1999	Hibben	D22/118	D473,623 S	4/2003	Rae	D22/118
D409,269 S	5/1999	Carson et al.	D22/118	D473,624 S	4/2003	Rae	D22/118
D430,258 S	8/2000	Hall et al.	D22/118	D473,625 S	4/2003	Rae	D22/118
D430,917 S	9/2000	Hall et al.	D22/118	D473,626 S	4/2003	Rae	D22/118
D434,466 S	11/2000	Hall et al.	D22/118	D473,627 S	4/2003	Rae	D22/118
D446,571 S	8/2001	Frazer	D22/118	D473,912 S	4/2003	Rae	D22/118
D448,828 S	10/2001	Karnezis	D22/118	D473,913 S	4/2003	Hall	D22/118
D451,571 S	12/2001	Barker, II	D22/118	D473,914 S	4/2003	Rae	D22/118
D451,572 S	12/2001	Barker, II	D22/118	D473,915 S	4/2003	Hall	D22/118
D452,546 S	12/2001	Barker, II	D22/118	D473,916 S	4/2003	Rae	D22/118
D452,547 S	12/2001	Barker, II	D22/118	D473,917 S	4/2003	Carter, III	D22/118
D452,895 S	1/2002	Rae et al.	D22/118	D473,918 S	4/2003	Rae	D22/118
D461,217 S	8/2002	Hall et al.	D22/118	D473,919 S	4/2003	Rae	D22/118
D461,868 S	8/2002	Hall et al.	D22/118	D473,920 S	4/2003	Rae	D22/118
D464,551 S	* 10/2002	Glesser	D8/98	D473,921 S	4/2003	Rae	D22/118
D473,609 S	4/2003	Rae	D22/118	D473,922 S	4/2003	Rae	D22/118
D473,610 S	4/2003	Rae	D22/118	D473,923 S	4/2003	Rae	D22/118
D473,611 S	4/2003	Rae	D22/118	D473,924 S	4/2003	Rae	D22/118
D473,612 S	4/2003	Rae	D22/118				

* cited by examiner

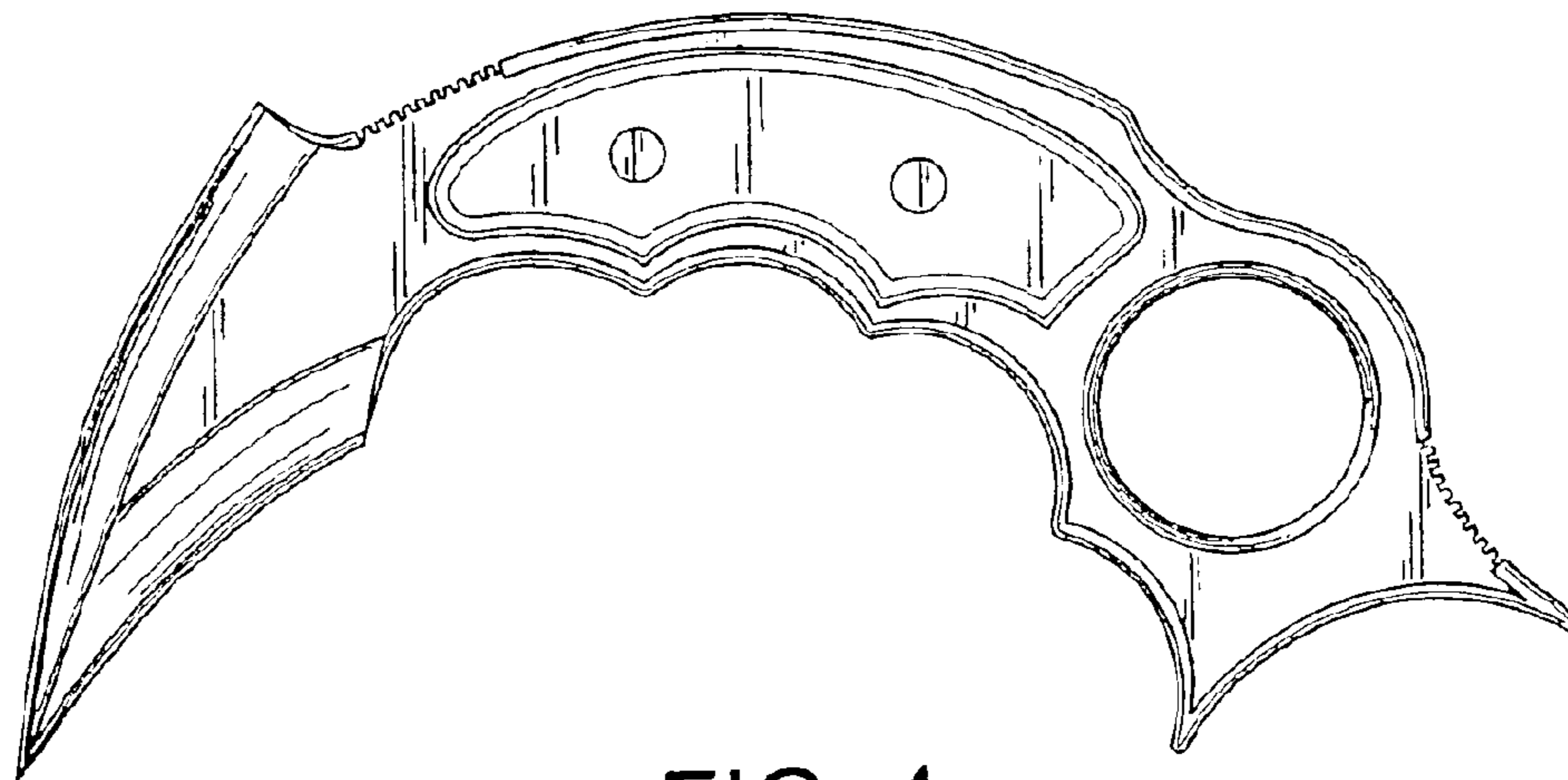


FIG. 1

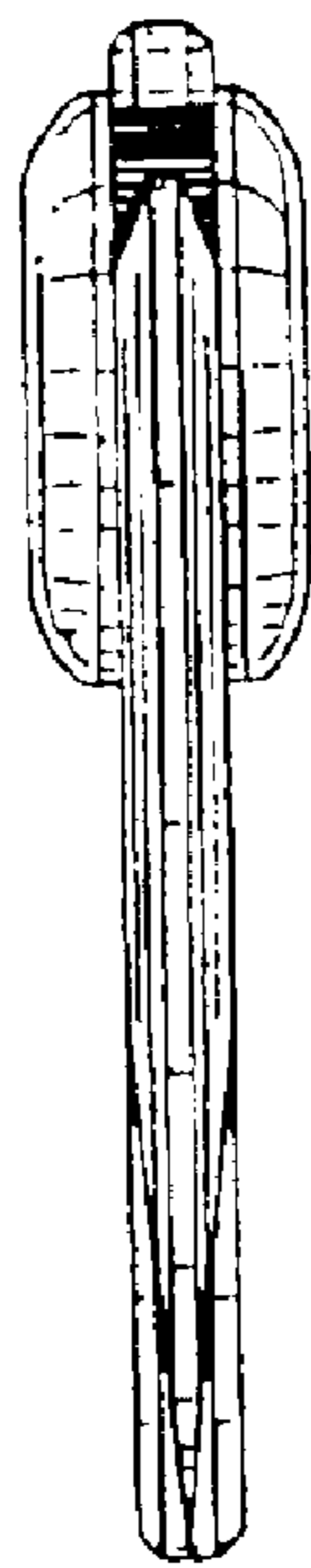


FIG. 2

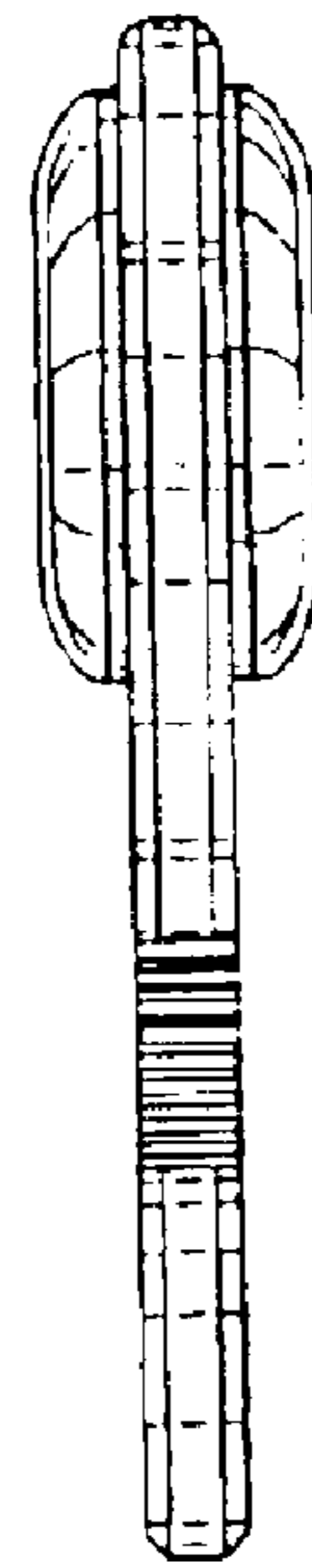


FIG. 3




FIG. 4

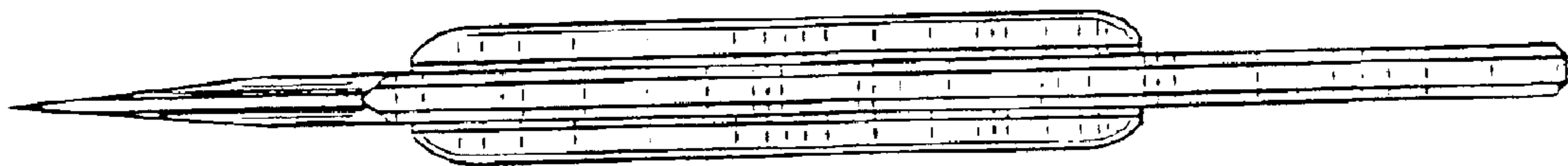


FIG. 5