

US00D495765S1

(12) **United States Design Patent**  
**Krueger**

(10) **Patent No.:** **US D495,765 S**

(45) **Date of Patent:** **\*\* Sep. 7, 2004**

(54) **PLUSH TOY**

D441,411 S \* 5/2001 Griswell et al. .... D21/621

(76) **Inventor:** **Matthew G. Krueger**, 80 Emerson Ave., #11007, Berea, OH (US) 44017

\* cited by examiner

(\*\*) **Term:** **14 Years**

*Primary Examiner*—Lucy Lieberman

(74) *Attorney, Agent, or Firm*—Donald J. Ersler

(21) **Appl. No.:** **29/185,452**

(57) **CLAIM**

(22) **Filed:** **Jun. 28, 2003**

The ornamental design for a plush toy, as shown and described.

(51) **LOC (7) Cl.** ..... **21-01**

**DESCRIPTION**

(52) **U.S. Cl.** ..... **D21/627; D21/630**

(58) **Field of Search** ..... D21/621, 627, D21/630, 631; 446/369–372, 385, 386; D11/160

FIG. 1 is a perspective view of a plush toy incorporating my new design;

FIG. 2 is a left side elevation view thereof with the right side elevation view being a mirror image of the left side elevation view;

FIG. 3 is a rear elevation view thereof;

FIG. 4 is a front elevation view thereof;

FIG. 5 is a top plan view thereof; and,

FIG. 6 is a bottom plan view thereof.


The legs and feet of the plush toy are shown in different positions in the various views in the drawings.

(56) **References Cited**

**U.S. PATENT DOCUMENTS**

1,382,383 A	*	6/1921	Porter	.....	426/104
D158,702 S	*	5/1950	Wendelin et al.	.....	D21/627
D232,043 S	*	7/1974	Pandill	.....	D21/627
D312,285 S	*	11/1990	Kolton	.....	D21/627
D312,287 S	*	11/1990	Kolton	.....	D21/628
D409,669 S	*	5/1999	Woytovech	.....	D21/621
D438,917 S	*	3/2001	Lasquier et al.	.....	D21/627

**1 Claim, 2 Drawing Sheets**






FIG. 1

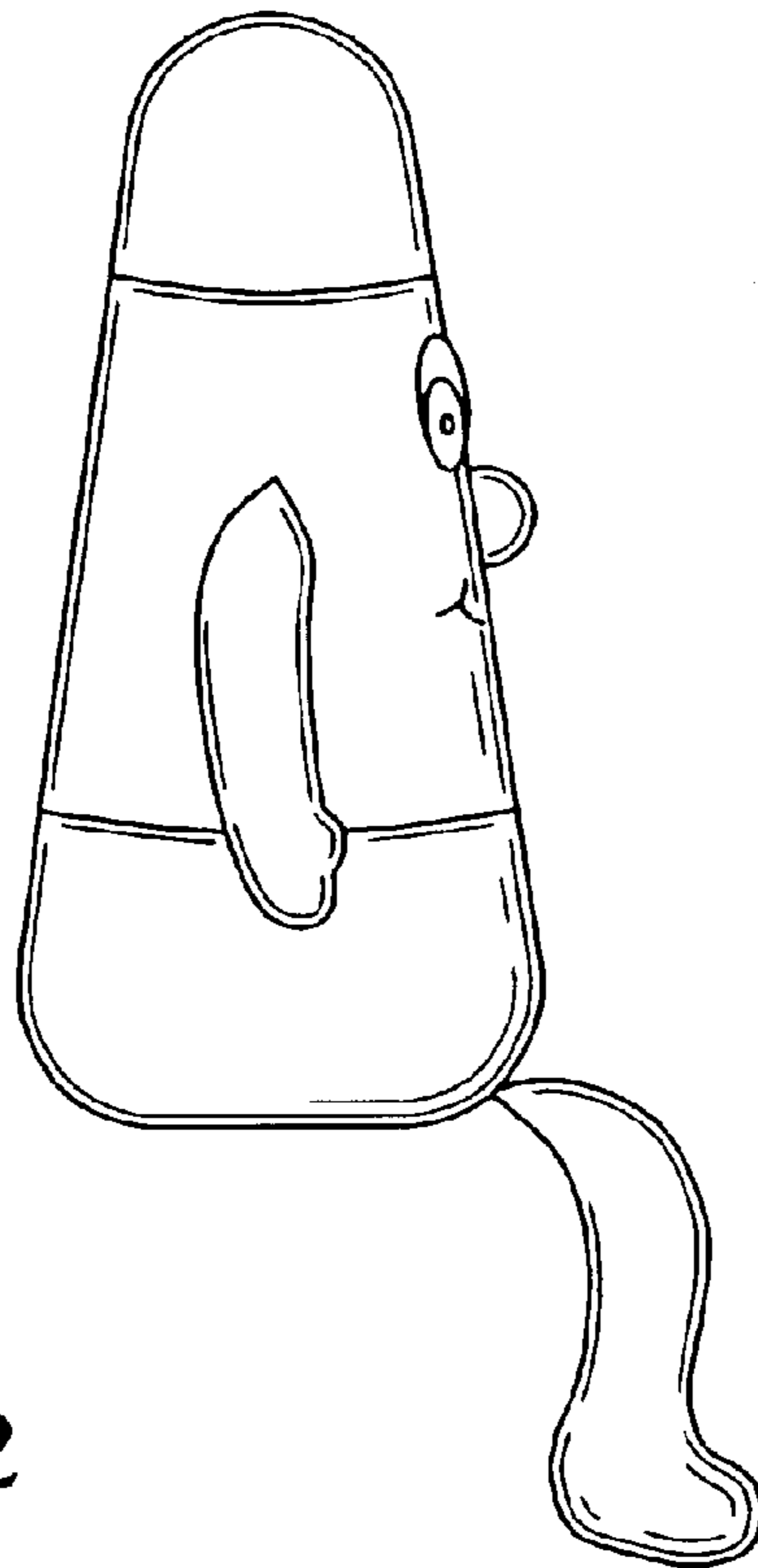


FIG. 2




FIG. 3




FIG. 4

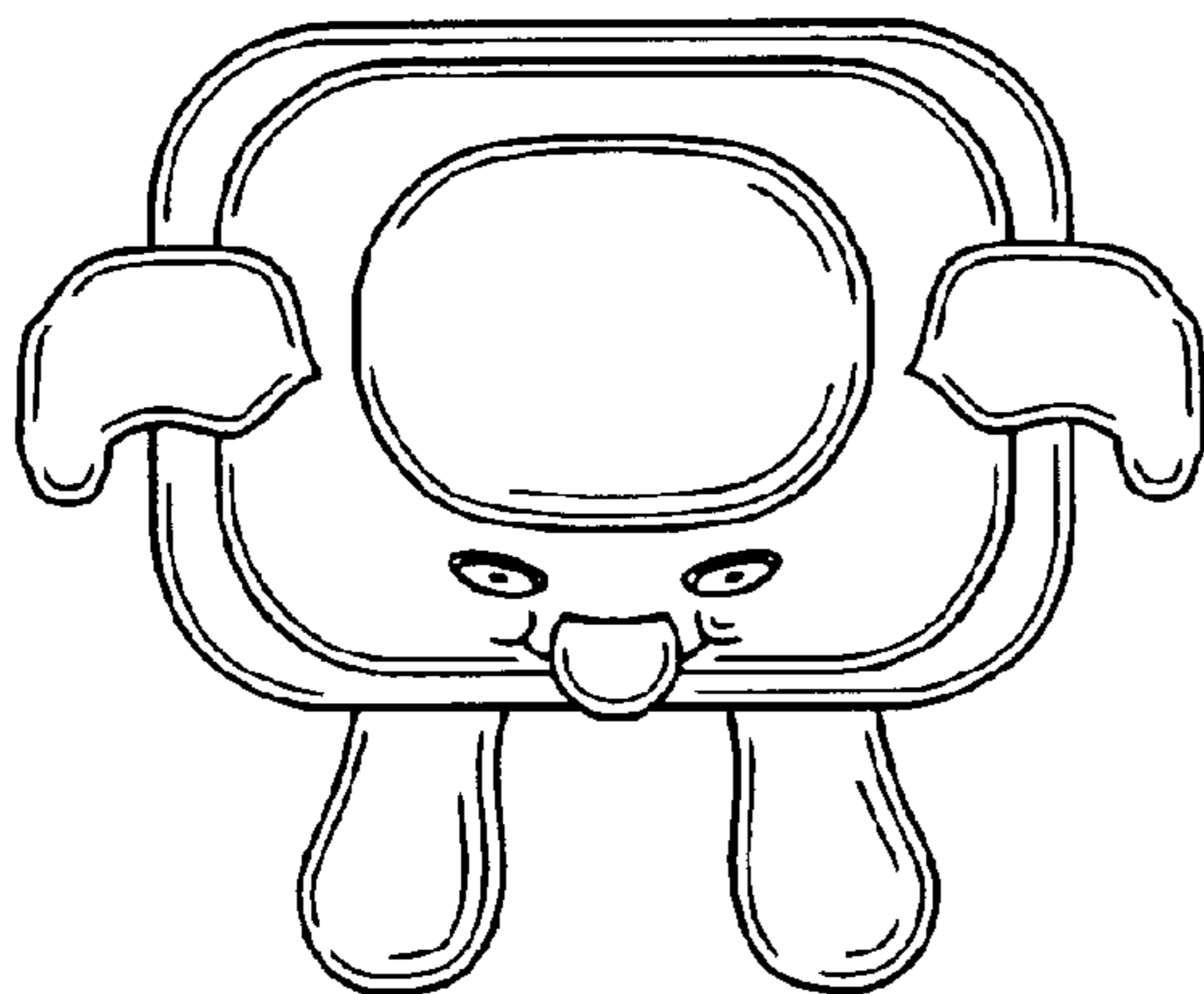


FIG. 5




FIG. 6