



US00D495749S1

(12) **United States Design Patent**
Van Veen et al.

(10) **Patent No.: US D495,749 S**
(45) **Date of Patent: ** Sep. 7, 2004**

(54) **HAND ORNAMENT**

(76) Inventors: **Richard R. Van Veen**, 1568 Oliver Ave., Ste. A, San Diego, CA (US) 92109; **Joshua D. Abramson**, 1568 Oliver Ave., Ste. A, San Diego, CA (US) 92109

(**) Term: **14 Years**

(21) Appl. No.: **29/191,430**

(22) Filed: **Oct. 2, 2003**

(51) **LOC (7) Cl.** **20-02**

(52) **U.S. Cl.** **D20/32**

(58) **Field of Search** D20/29-33, 99;
D21/400, 808; 40/584, 586; 446/220

(56) **References Cited**

U.S. PATENT DOCUMENTS

D164,567 S	*	9/1951	Gosselin	D20/32
D234,583 S	*	3/1975	Ehrlich	D20/33
D266,261 S	*	9/1982	Einhorn et al.	D19/91
4,455,963 A	*	6/1984	Matsuo	116/306
4,486,975 A	*	12/1984	Harreld et al.	446/220
5,432,991 A	*	7/1995	Godleski	29/460
D364,357 S	*	11/1995	Ledgerwood, II	D10/33
D460,585 S	*	7/2002	Johnson	D29/116.2
6,612,056 B1	*	9/2003	Thomas, II	40/586

* cited by examiner

Primary Examiner—Robert M. Spear

(74) *Attorney, Agent, or Firm*—Donn K. Harms

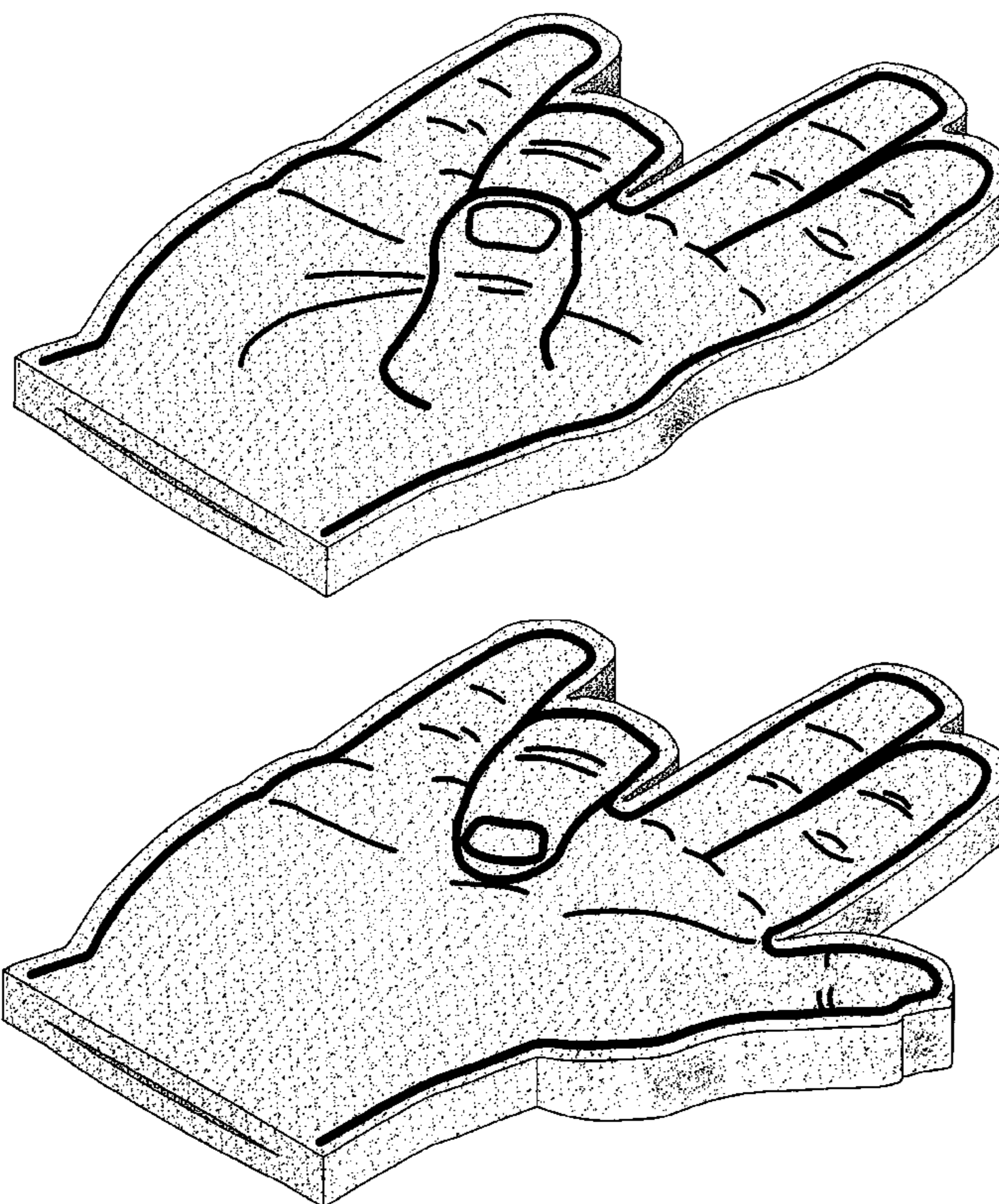
(57) **CLAIM**

The ornamental design for a hand ornament, as shown and described.

DESCRIPTION

FIG. 1 a front perspective view of a hand ornament showing my new design;
 FIG. 2 is a front view thereof;
 FIG. 3 is a rear view thereof opposite the front view of FIG. 2;
 FIG. 4 is a top view thereof;
 FIG. 5 is a first side view thereof;
 FIG. 6 is a second side view thereof opposite the first side view of FIG. 5;
 FIG. 7 is a bottom view thereof opposite the top view of FIG. 4;
 FIG. 8 is a front perspective view of a second embodiment of a hand ornament showing my new design;
 FIG. 9 is a front view of the hand ornament of FIG. 8;
 FIG. 10 is a rear view opposite the front view of FIG. 9;
 FIG. 11 is a top view of the hand ornament of FIG. 8;
 FIG. 12 is a first side view of the hand ornament of FIG. 8;
 FIG. 13 is a second side view opposite the first side view of FIG. 12; and,
 FIG. 14 is a bottom view opposite the top view of FIG. 11.

1 Claim, 8 Drawing Sheets



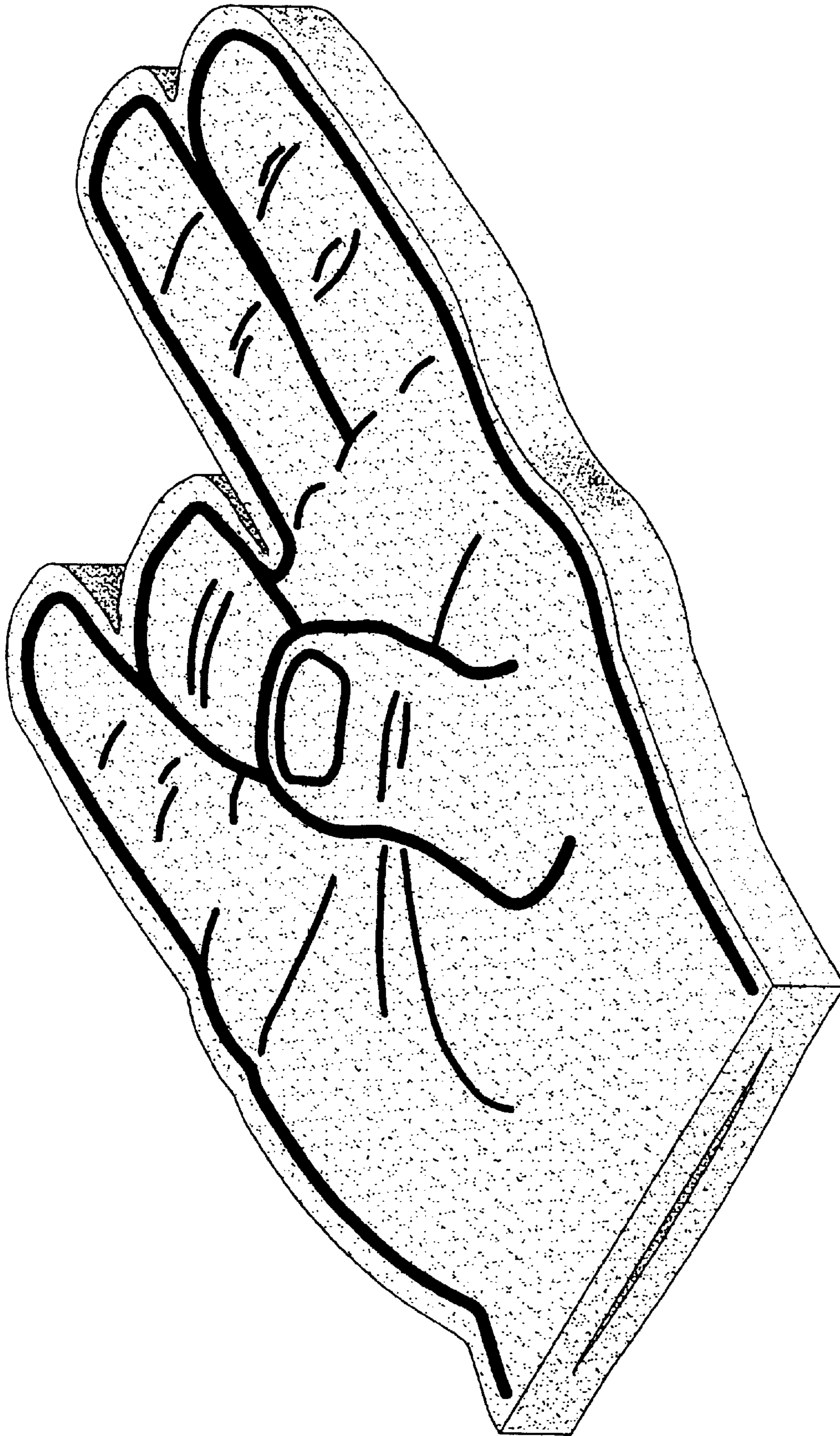


FIG. 1

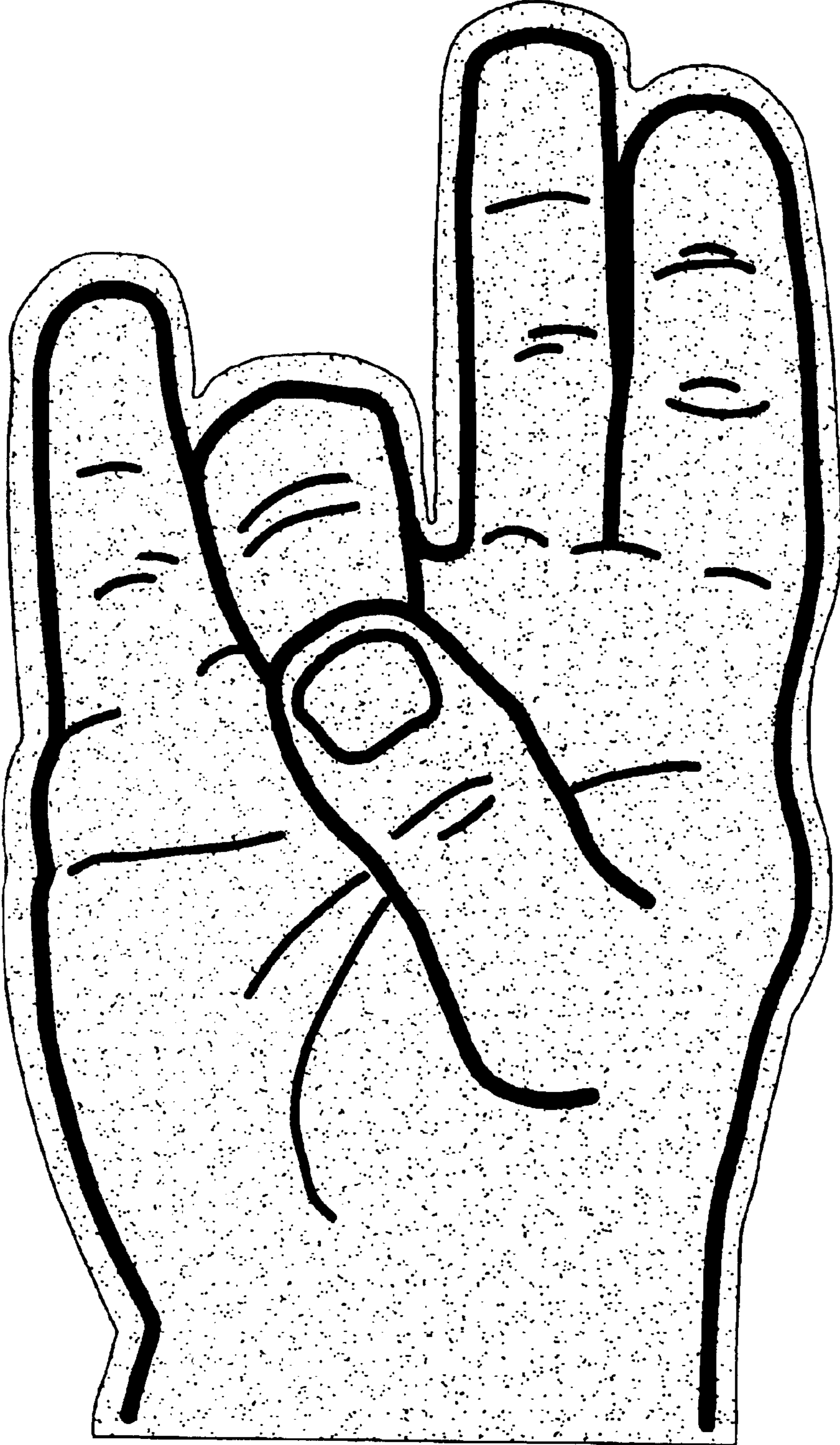


FIG. 2

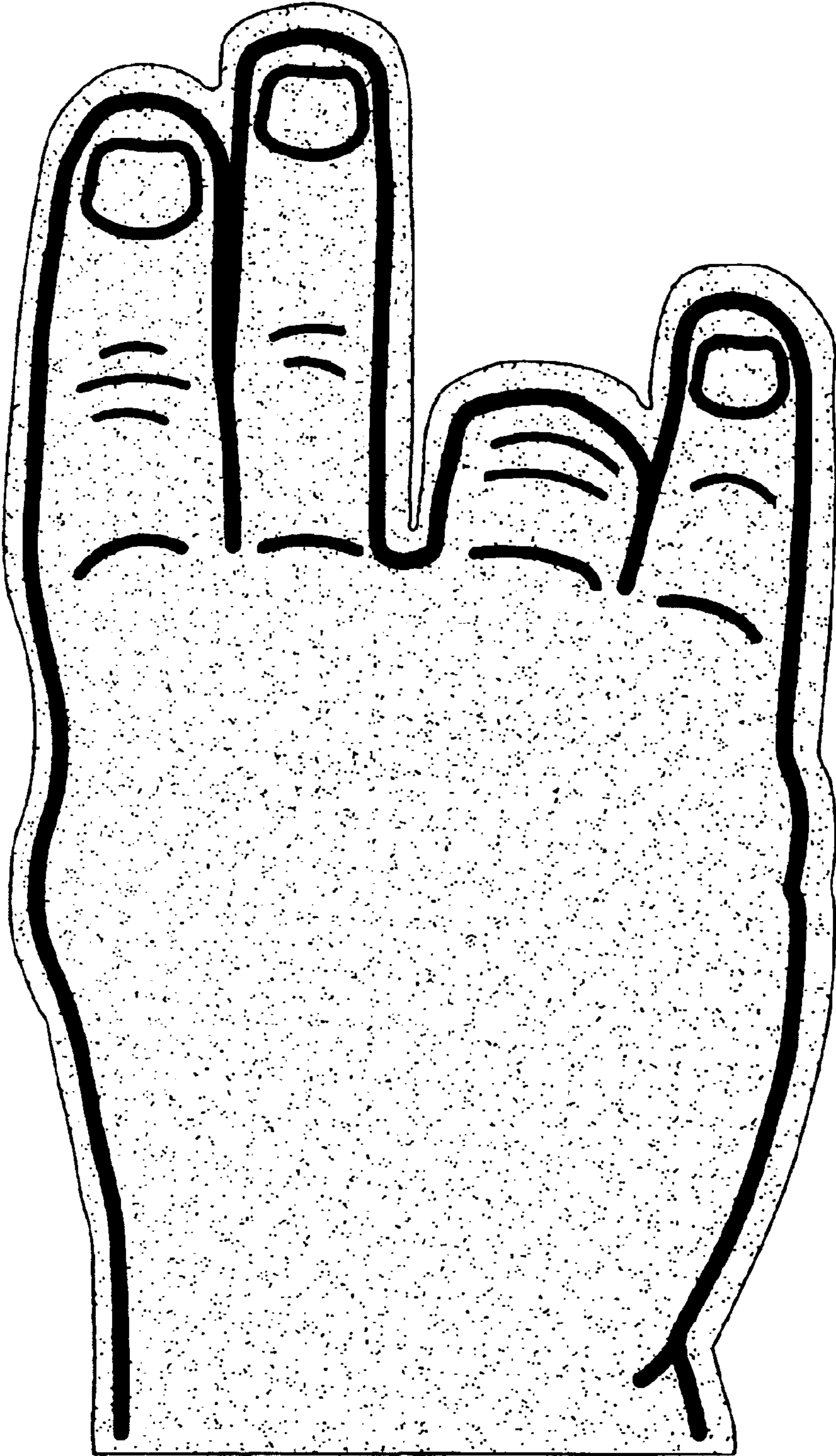


FIG. 3

FIG. 4




FIG. 5



FIG. 6

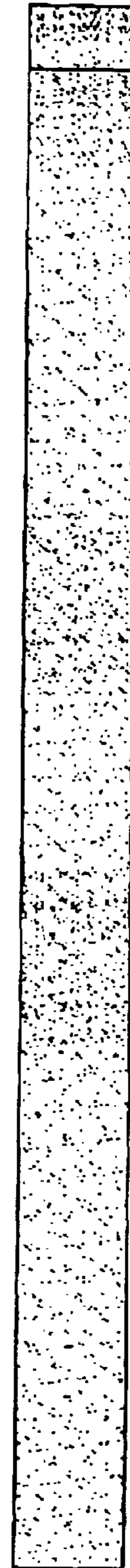



FIG. 7



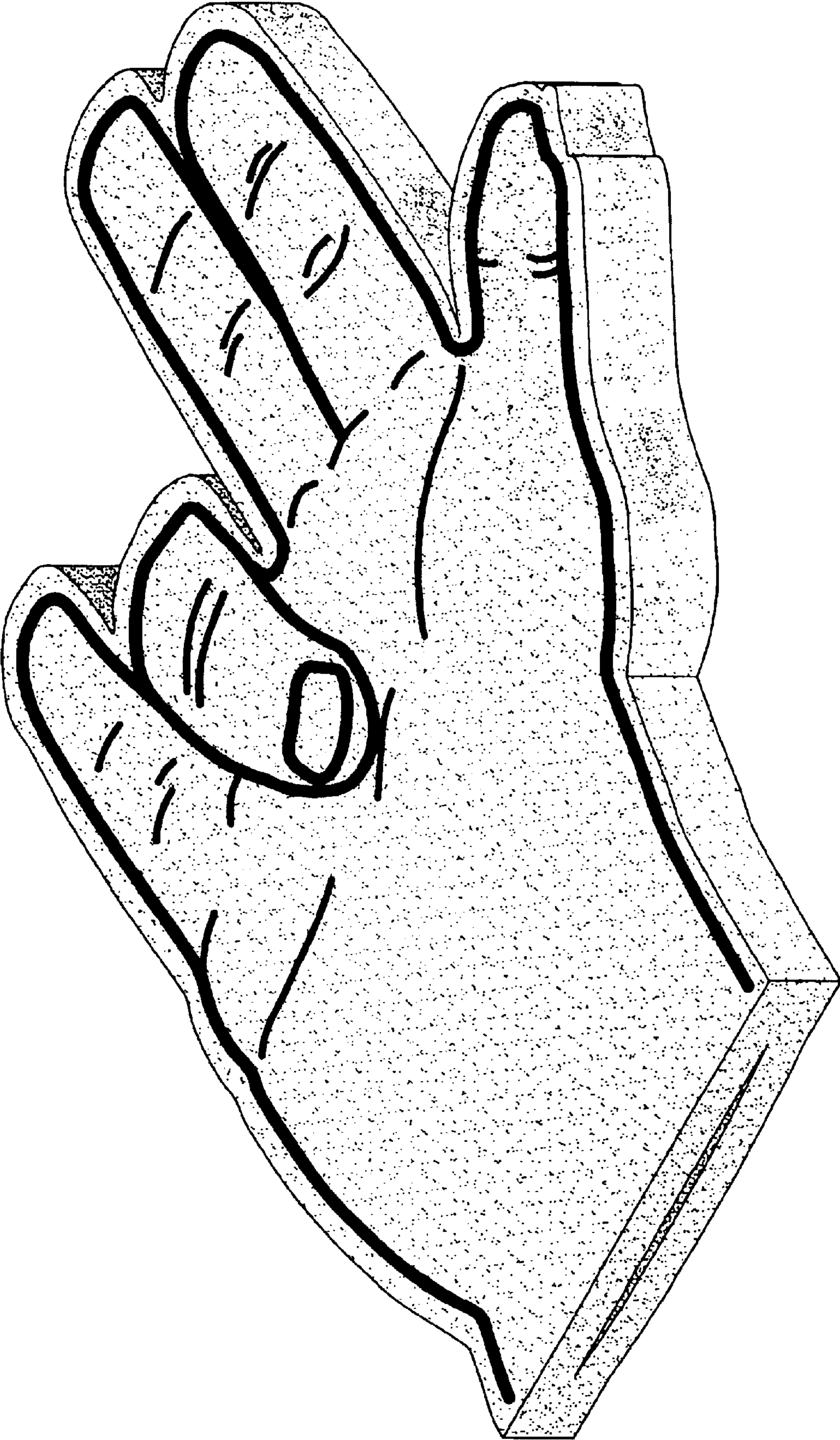


FIG. 8




FIG. 9

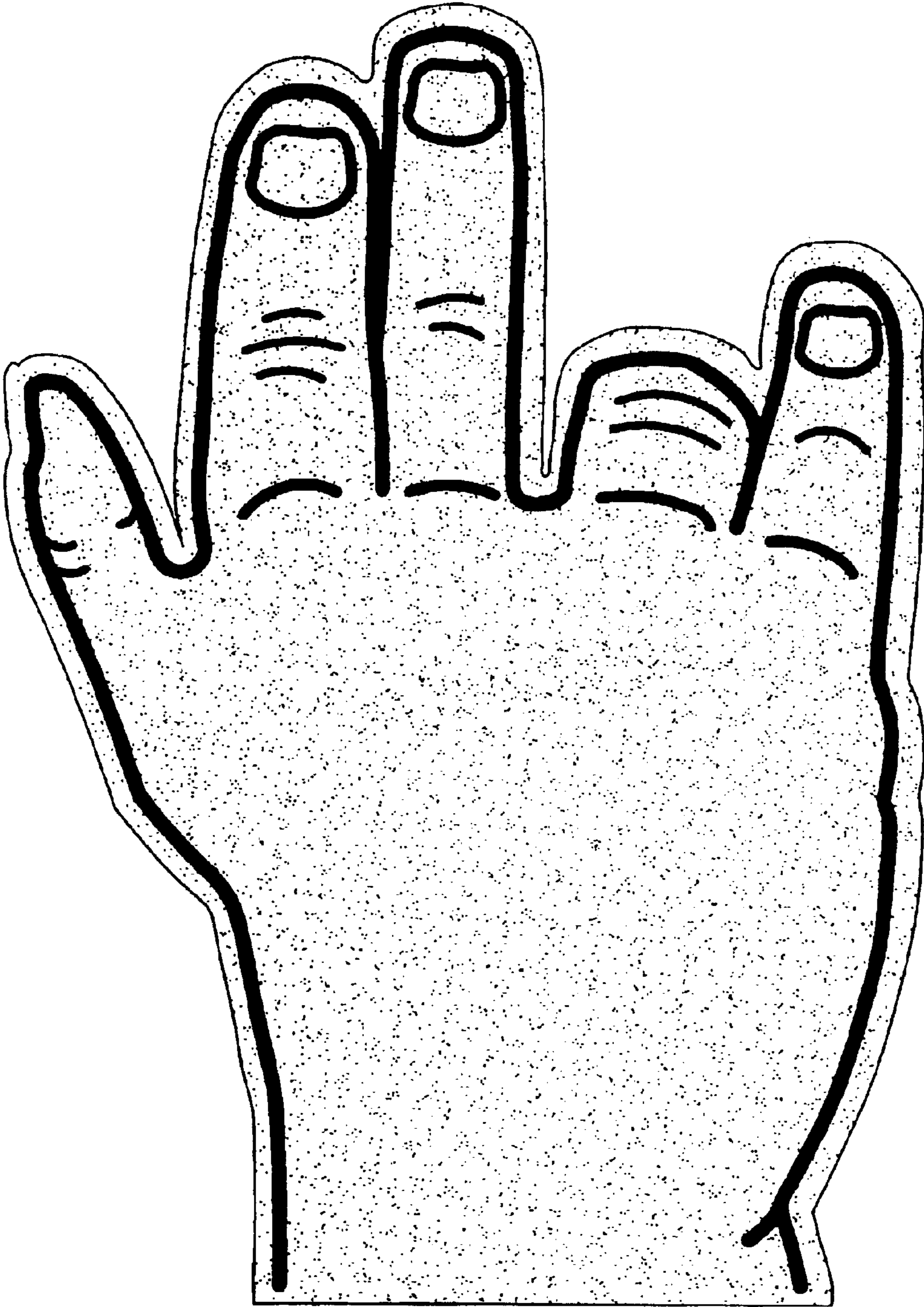


FIG. 10

FIG. 11



FIG. 12



FIG. 13



FIG. 14

