

US00D495745S1

(12) **United States Design Patent**
Keda

(10) **Patent No.:** **US D495,745 S**
(45) **Date of Patent:** **** Sep. 7, 2004**

(54) **CAP FOR WRITING INSTRUMENT**

(75) **Inventor:** **Tadashi Keda, Kawagoe (JP)**

(73) **Assignee:** **Kotobuki & Co., Ltd., Kyoto-fu (JP)**

(**) **Term:** **14 Years**

(21) **Appl. No.:** **29/195,084**

(22) **Filed:** **Dec. 8, 2003**

(30) **Foreign Application Priority Data**

Jun. 23, 2003 (JP) 2003-021809

(51) **LOC (7) Cl.** **19-06**

(52) **U.S. Cl.** **D19/57; D19/49**

(58) **Field of Search** D19/35, 36, 41,
D19/42-51, 53-58, 81-85; 401/98, 202,
213, 243, 244, 245, 246, 247, 262; 24/10 R,
11 R

(56) **References Cited**

U.S. PATENT DOCUMENTS

- D325,221 S * 4/1992 Ito D19/57
- D335,144 S * 4/1993 Katami et al. D19/57
- D339,822 S * 9/1993 Möck et al. D19/48
- D354,985 S * 1/1995 Hong D19/50
- D409,661 S * 5/1999 Izushima D19/57

- D426,572 S * 6/2000 Salemme et al. D19/47
- D450,347 S * 11/2001 Keda D19/51
- D487,776 S * 3/2004 Keda D19/57

* cited by examiner

Primary Examiner—Martie K. Holtje.

(74) *Attorney, Agent, or Firm*—Rothwell, Figg, Ernst & Manbeck

(57) **CLAIM**

The ornamental design for a cap for writing instrument, as shown and described.

DESCRIPTION

FIG. 1 is a front elevational view of a cap for writing instrument according to the present invention;
 FIG. 2 is a left side elevational view of the cap for writing instrument of FIG. 1, the right side view being a mirror image of the left side view;
 FIG. 3 is a rear elevational view of the cap for writing instrument of FIG. 1,
 FIG. 4 is a top plan view of the cap for writing instrument of FIG. 1;
 FIG. 5 is a bottom plan view of the cap for writing instrument of FIG. 1; and,
 FIG. 6 is a front perspective view of the cap for writing instrument of FIG. 1.

1 Claim, 2 Drawing Sheets



FIG. 2

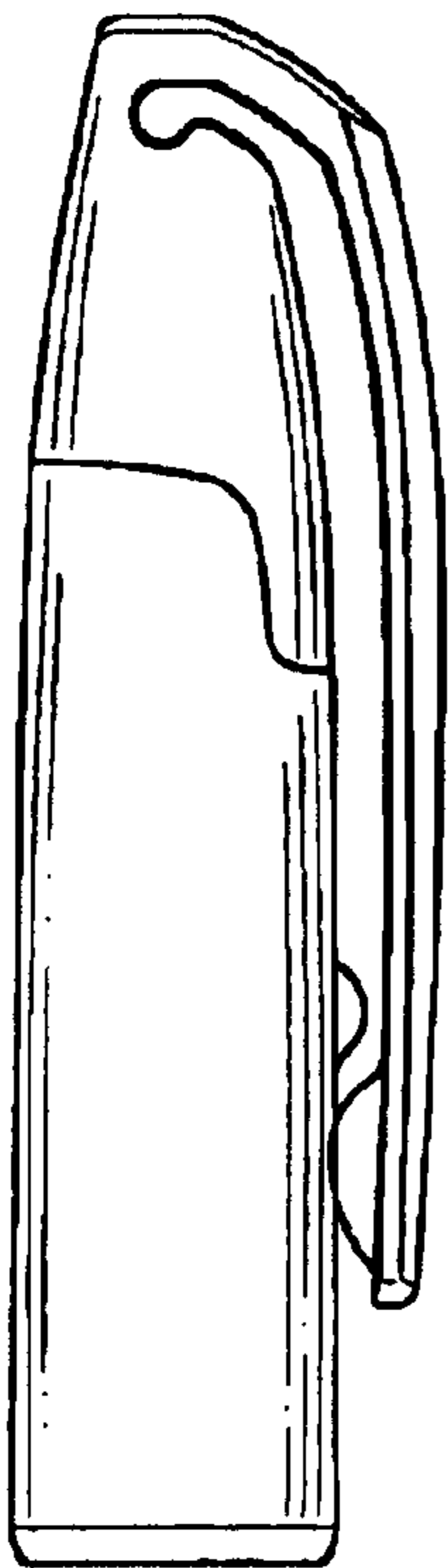


FIG. 1

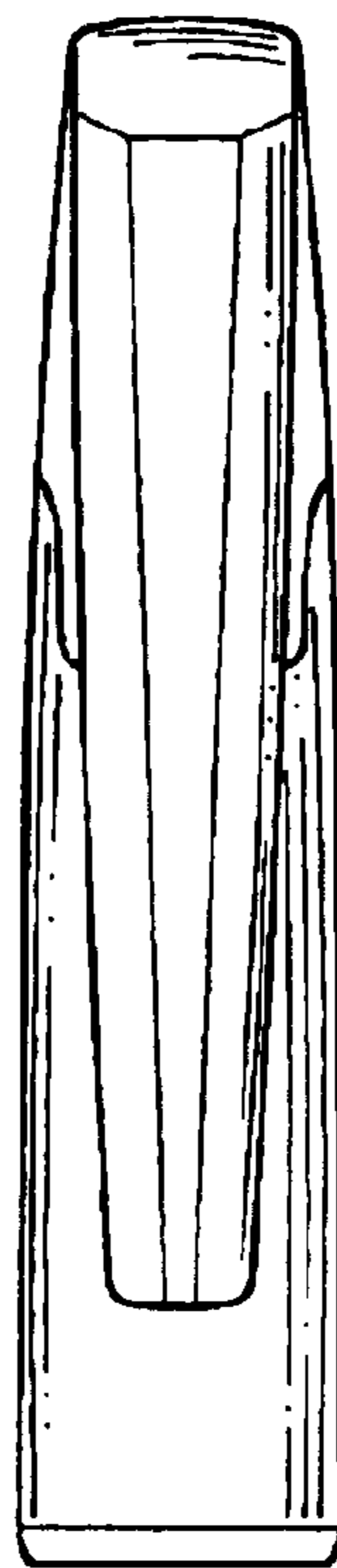


FIG. 3




FIG. 4

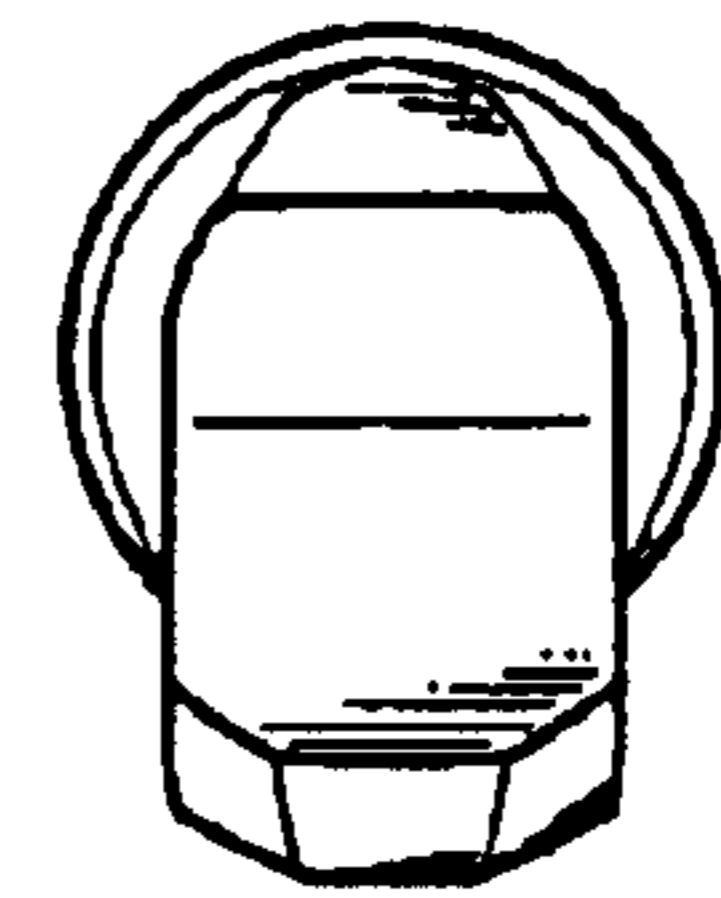


FIG. 6




FIG. 5

