

US00D495744S1

(12) **United States Design Patent**  
**Ikeda**

(10) **Patent No.:** **US D495,744 S**  
(45) **Date of Patent:** **\*\* Sep. 7, 2004**

(54) **BALL-POINT PEN**

(75) **Inventor:** **Akinori Ikeda, Tokyo (JP)**

(73) **Assignee:** **Kabushiki Kaisha Pilot Corporation,**  
**Tokyo (JP)**

(\*\*) **Term:** **14 Years**

(21) **Appl. No.:** **29/197,195**

(22) **Filed:** **Jan. 13, 2004**

(30) **Foreign Application Priority Data**

Jul. 15, 2003 (JP) ..... 2003-020460

(51) **LOC (7) Cl.** ..... **19-06**

(52) **U.S. Cl.** ..... **D19/51; D19/56**

(58) **Field of Search** ..... **D19/35, 36, 41-51,**  
**D19/53-58, 81-85; 401/99, 100, 101-106,**  
**107-110, 111-117, 209; 24/10 R, 11 R,**  
**11 P, 11 PP, 11 HC, 11 M**

(56) **References Cited**

**U.S. PATENT DOCUMENTS**

D206,636 S \* 1/1967 Zierhut et al. .... D19/51

D374,893 S \* 10/1996 Yazawa ..... D19/51  
D448,803 S \* 10/2001 Izushima ..... D19/51  
D458,306 S \* 6/2002 Moon ..... D19/51  
D472,577 S \* 4/2003 Sakuno et al. .... D19/51  
D484,536 S \* 12/2003 Takanashi ..... D19/43

\* cited by examiner

*Primary Examiner*—Martie K. Holtje

(74) *Attorney, Agent, or Firm*—Sughrue Mion, PLLC

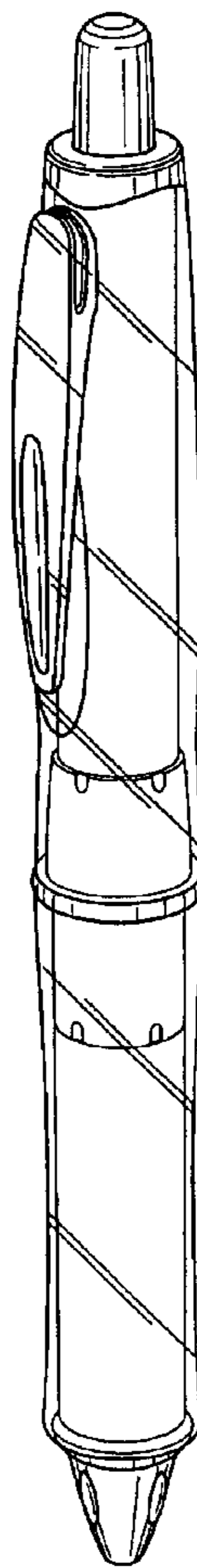
(57) **CLAIM**

The ornamental design for a ball-point pen, as shown and described.

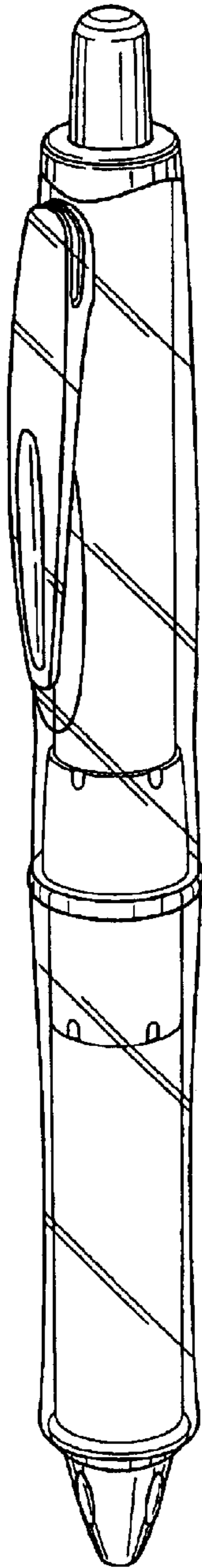
**DESCRIPTION**

FIG. 1 is a perspective view of the top front and right side of a ball-point pen showing my new design;  
FIG. 2 is a front elevational view thereof;  
FIG. 3 is a right side elevational view thereof, the left side elevational view being a mirror image thereof;  
FIG. 4 is a rear elevational view thereof;  
FIG. 5 is a top plan view thereof; and,  
FIG. 6 is a bottom plan view thereof.

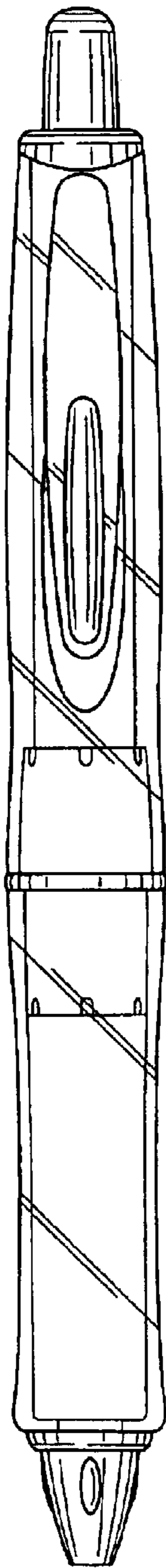
**1 Claim, 2 Drawing Sheets**



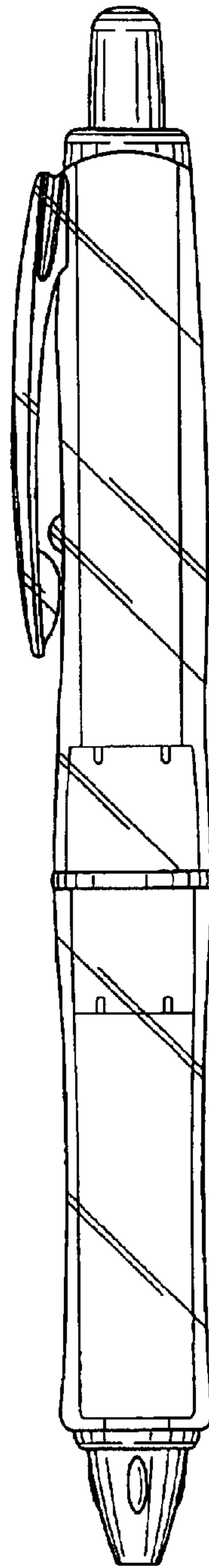
*FIG. 1*



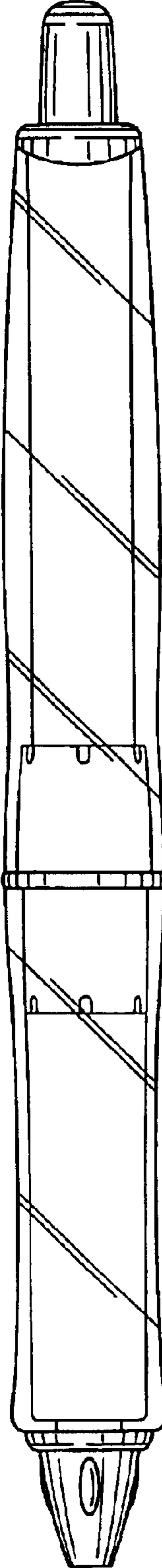
*FIG. 2*




*FIG. 3*



**FIG. 4**



**FIG. 5**



**FIG. 6**

