

US00D495743S1

(12) **United States Design Patent**  
**Schung**

(10) **Patent No.:** **US D495,743 S**

(45) **Date of Patent:** **\*\* Sep. 7, 2004**

(54) **WRITING INSTRUMENT WITH CLIP ORNAMENT**

(75) **Inventor:** **Christoph Schung, Milan (IT)**

(73) **Assignee:** **Prodir, S.A., Rivera (CH)**

(\*\*) **Term:** **14 Years**

(21) **Appl. No.:** **29/193,969**

(22) **Filed:** **Nov. 17, 2003**

(30) **Foreign Application Priority Data**

Sep. 4, 2003 (CH) ..... 129942

(51) **LOC (7) Cl.** ..... **19-06**

(52) **U.S. Cl.** ..... **D19/51; D19/56**

(58) **Field of Search** ..... D19/35, 36, 41-51,  
D19/53-58, 81-85; 401/98, 99-102, 103-106,  
107-117, 170, 209, 243-247, 202, 213,  
262; 24/10 R, 11 R, 11 P

(56) **References Cited**

**U.S. PATENT DOCUMENTS**

2,914,029 A \* 11/1959 Ermel ..... 401/170  
4,717,275 A \* 1/1988 Burkhardt, Jr. .... 401/104  
D309,633 S \* 7/1990 Itoh ..... D19/51

D316,726 S \* 5/1991 Itoh ..... D19/51  
D395,673 S \* 6/1998 Baubil ..... D19/51  
D444,815 S \* 7/2001 Izushima ..... D19/51  
D457,185 S \* 5/2002 Ham ..... D19/36

\* cited by examiner

*Primary Examiner*—Martie K. Holtje

(74) *Attorney, Agent, or Firm*—David I. Roche; Baker & McKenzie

(57) **CLAIM**

The ornamental design for a writing instrument with clip ornament, as shown and described.

**DESCRIPTION**

FIG. 1 is a front elevational view of a writing instrument with clip ornament embodying my invention; FIG. 2 is a rear elevational view thereof; FIG. 3 is a side elevational view thereof; FIG. 4 is a side elevational view of the side opposite that shown in FIG. 3; FIG. 5 is a top plan view thereof; FIG. 6 is a bottom plan view thereof; FIG. 7 is an exploded view thereof; and, FIG. 8 is a perspective view thereof.

**1 Claim, 8 Drawing Sheets**

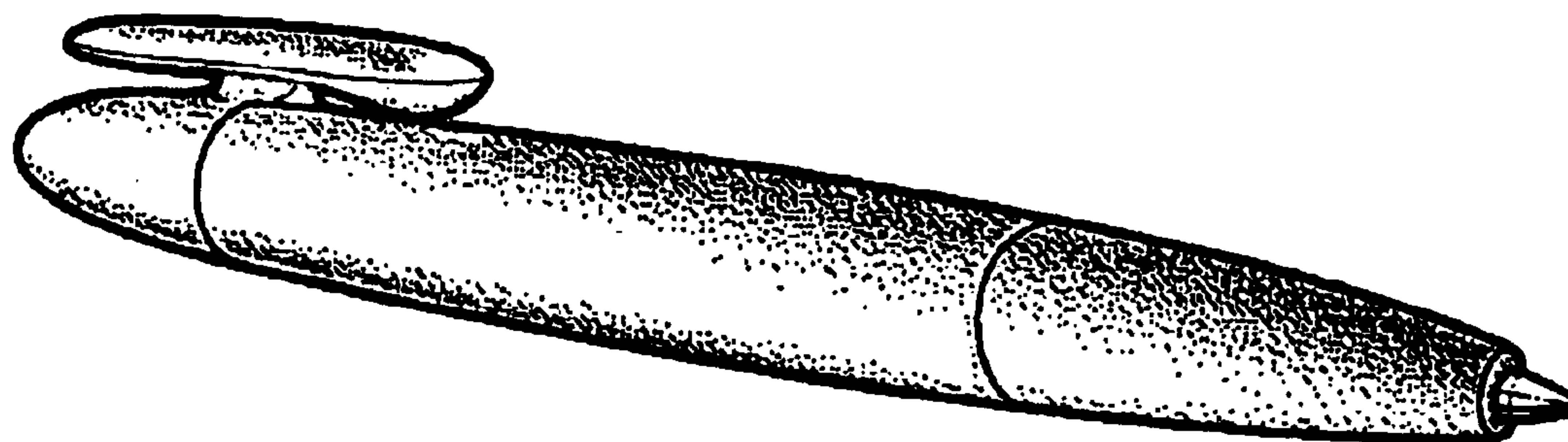




FIGURE 1




FIGURE 2




FIGURE 3



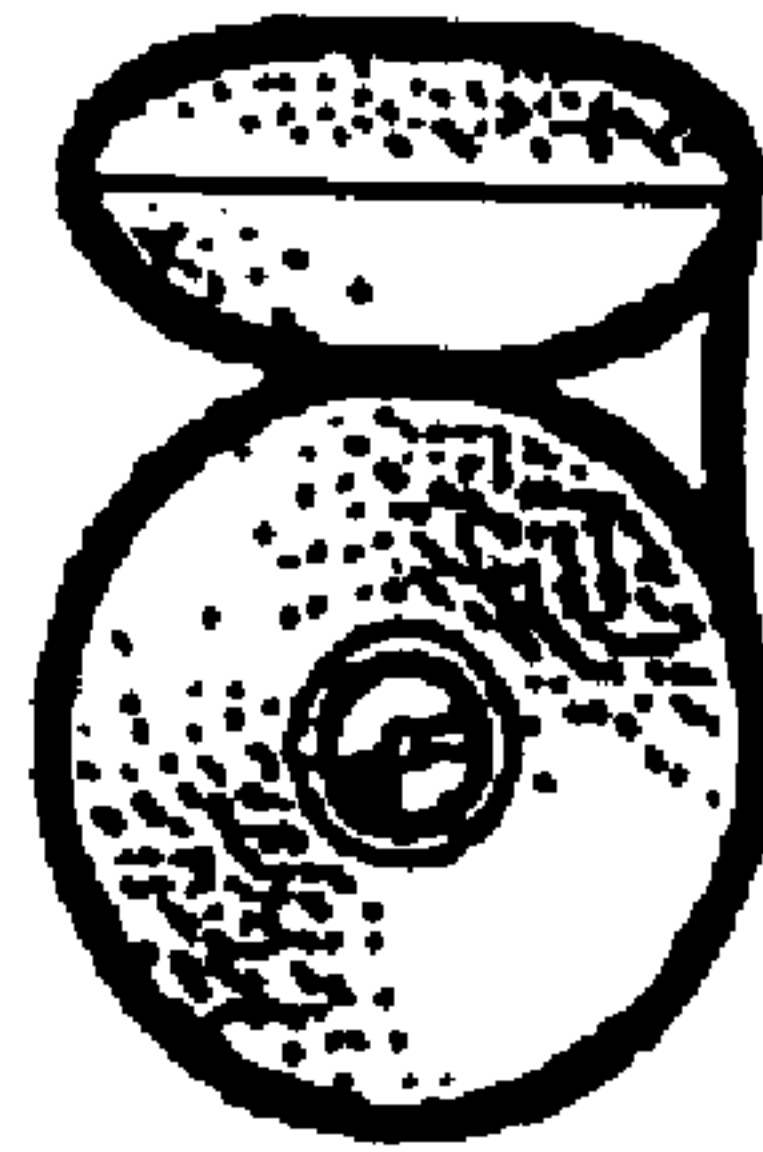


FIGURE 4



**FIGURE 5**



**FIGURE 6**



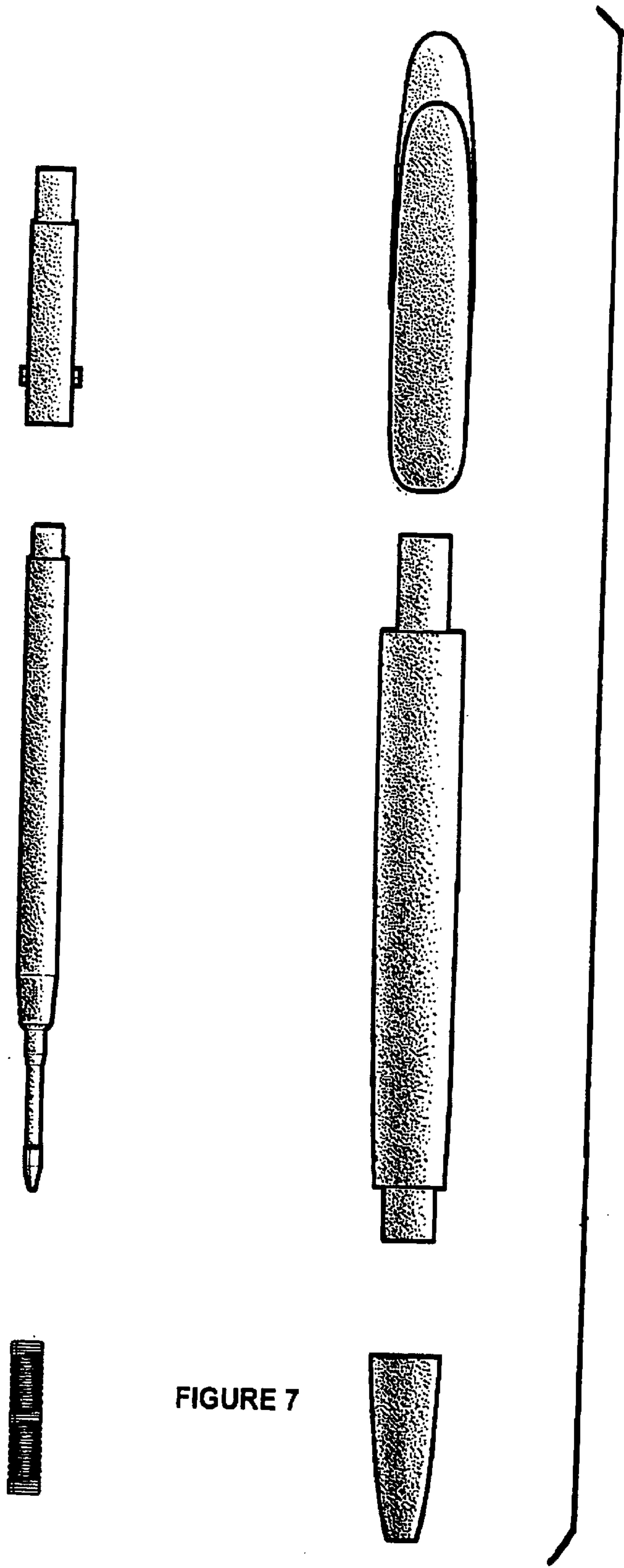


FIGURE 7



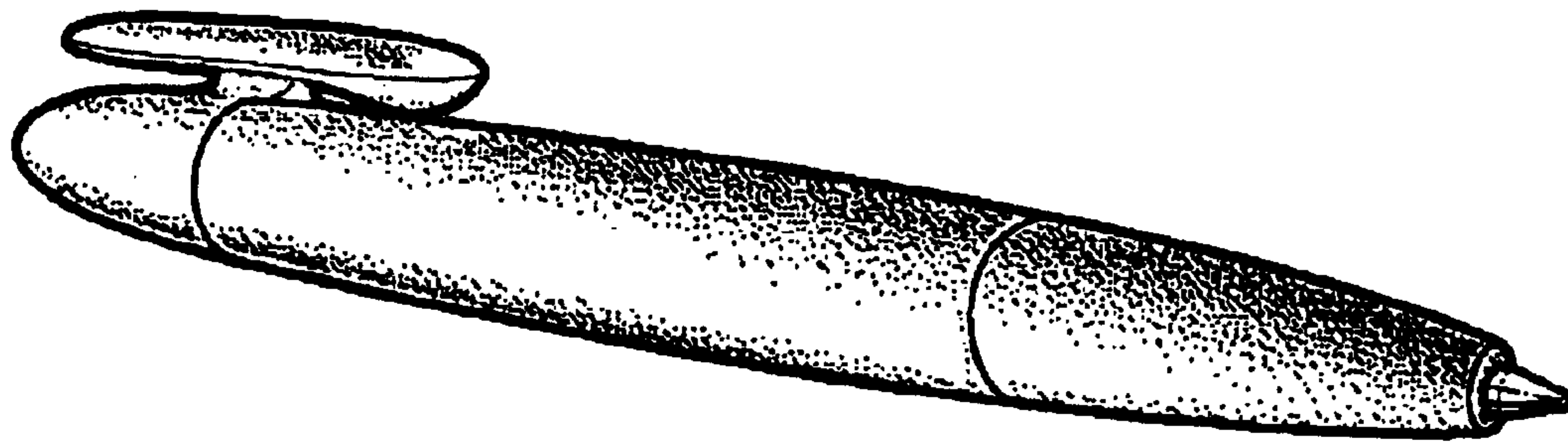


FIGURE 8