

US00D495736S1

(12) **United States Design Patent**  
**Scharf**

(10) **Patent No.:** **US D495,736 S**

(45) **Date of Patent:** **\*\* Sep. 7, 2004**

(54) **POSTCARD FORM FOR MAINTAINING  
PRIVACY OF INFORMATION CONTAINED  
THEREON**

(76) **Inventor:** **David R. Scharf**, 26 Richbourn La.,  
Melville, NY (US) 11747-3916

(\*\*) **Term:** **14 Years**

(21) **Appl. No.:** **29/182,059**

(22) **Filed:** **May 19, 2003**

(51) **LOC (7) Cl.** ..... **19-01**

(52) **U.S. Cl.** ..... **D19/2**

(58) **Field of Search** ..... D19/1, 2, 3, 4,  
D19/6, 7, 8; D20/10, 27, 40; 40/124.01,  
124.06, 124.09, 124.11, 124.15, 672; 229/68.1,  
92.8, 300; 283/56, 116, 117, 61, 62; 493/216,  
227, 228, 231, 243, 921; 281/2, 5, 15.1,  
38

(56) **References Cited**

**U.S. PATENT DOCUMENTS**

1,870,909 A *	8/1932	Hoffman	229/92.1
2,270,455 A *	1/1942	Lichter	229/92.8
2,723,078 A *	11/1955	Tilly	229/92.8
3,718,277 A *	2/1973	Volkert	229/301
3,762,630 A *	10/1973	Braznell	229/92.8
4,008,852 A *	2/1977	Davis	229/92.3
D259,572 S *	6/1981	Renaud	D19/1
4,749,124 A	6/1988	Bazan	
4,754,915 A *	7/1988	Steidinger	229/92.7
4,793,486 A *	12/1988	Konopka et al.	206/438
4,801,076 A *	1/1989	Schoenleber et al.	229/92.7
4,807,807 A *	2/1989	Glick	229/92.8
4,865,247 A *	9/1989	Grabner	229/92.1
4,872,705 A	10/1989	Hartfeil	
4,967,951 A *	11/1990	Sherman	229/70
5,167,998 A	12/1992	Hato et al.	

5,169,060 A *	12/1992	Tighe et al.	229/301
5,207,373 A	5/1993	Tighe	
5,292,062 A *	3/1994	Chess	229/306
5,370,302 A	12/1994	Dyer	
D374,035 S *	9/1996	Nielsen et al.	D19/1
5,595,404 A *	1/1997	Skees	283/116
5,752,647 A *	5/1998	Schubert et al.	229/92.1
5,857,705 A *	1/1999	Dahlquist	281/5
6,019,280 A *	2/2000	Peterson	229/305
6,095,407 A *	8/2000	Ward et al.	229/92.1
6,152,357 A *	11/2000	Schnitzer	229/74
6,481,125 B1	11/2002	Pokrasoff	
6,578,304 B1 *	6/2003	Lytle	40/711
6,644,538 B1 *	11/2003	Schnitzer	229/74

\* cited by examiner

*Primary Examiner*—James Gandy

*Assistant Examiner*—Elizabeth A. Albert

(74) *Attorney, Agent, or Firm*—Richard L. Miller

(57) **CLAIM**

The ornamental design for: postcard form for maintaining privacy of information contained thereon, as shown and described.

**DESCRIPTION**

FIG. 1 is top view showing my new design for a postcard form for maintaining privacy of information contained thereon;

FIG. 2 is a view of the long side, the opposite side view being a mirror image thereof;

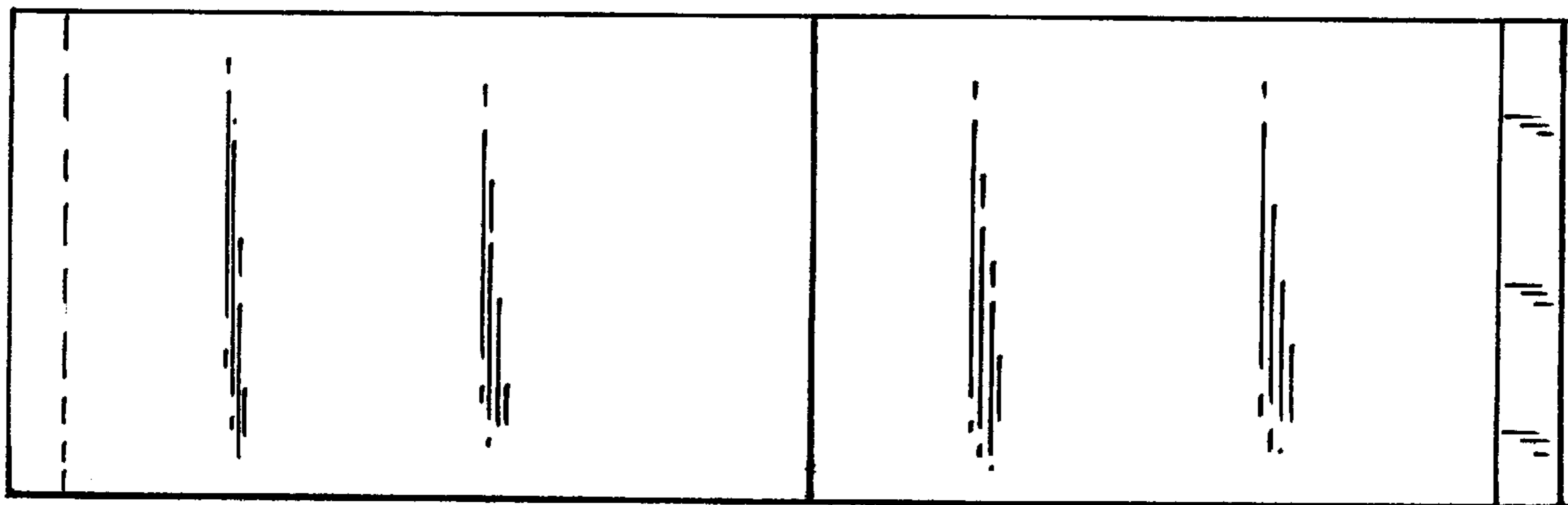
FIG. 3 is bottom view;

FIG. 4 is left side view of the short side; and,

FIG. 5 is right side view of the short side.

The broken lines in FIGS. 1 and 3 represent perforations for tearing. The central broken line in FIG. 3 also represents fold lines.

**1 Claim, 1 Drawing Sheet**






Fig. 4




Fig. 1




Fig. 5



Fig. 2




Fig. 3