



US00D495733S1

(12) **United States Design Patent** (10) **Patent No.:** **US D495,733 S**
Sculler (45) **Date of Patent:** **** Sep. 7, 2004**

(54) **HAND STAMP HANDLE** D372,729 S * 8/1996 Hewitt D18/18
 5,649,485 A 7/1997 Dour et al.
 5,768,992 A 6/1998 Daw et al.
 D426,569 S 6/2000 Franks et al.
 D444,808 S 7/2001 Dour et al.
 D451,945 S 12/2001 MacNeil et al.
 D452,262 S 12/2001 MacNeil et al.

(75) Inventor: **Steven J. Sculler**, Morganville, NJ
 (US)

(73) Assignee: **M&R Marking Systems, Inc.**,
 Piscataway, NJ (US)

(**) Term: **14 Years**

(21) Appl. No.: **29/197,841**

(22) Filed: **Jan. 21, 2004**

(51) **LOC (7) Cl.** **19-02**

(52) **U.S. Cl.** **D18/18**

(58) **Field of Search** D18/50, 15-18,
 D18/99; 118/264; 101/333, 368

(56) **References Cited**

U.S. PATENT DOCUMENTS

3,949,672 A * 4/1976 Cadmus, Jr. 101/368
 4,735,143 A * 4/1988 Weir 101/333
 D304,732 S 11/1989 Hines
 D326,276 S * 5/1992 Mehaffey et al. D18/15
 D352,521 S * 11/1994 Sculler et al. D18/15
 D359,064 S 6/1995 Sculler et al.
 5,483,880 A * 1/1996 Seo et al. 101/333

* cited by examiner

Primary Examiner—Charles A. Rademaker
 (74) *Attorney, Agent, or Firm*—Lerner, David, Littenberg,
 Krumholz & Mentlik, LLP

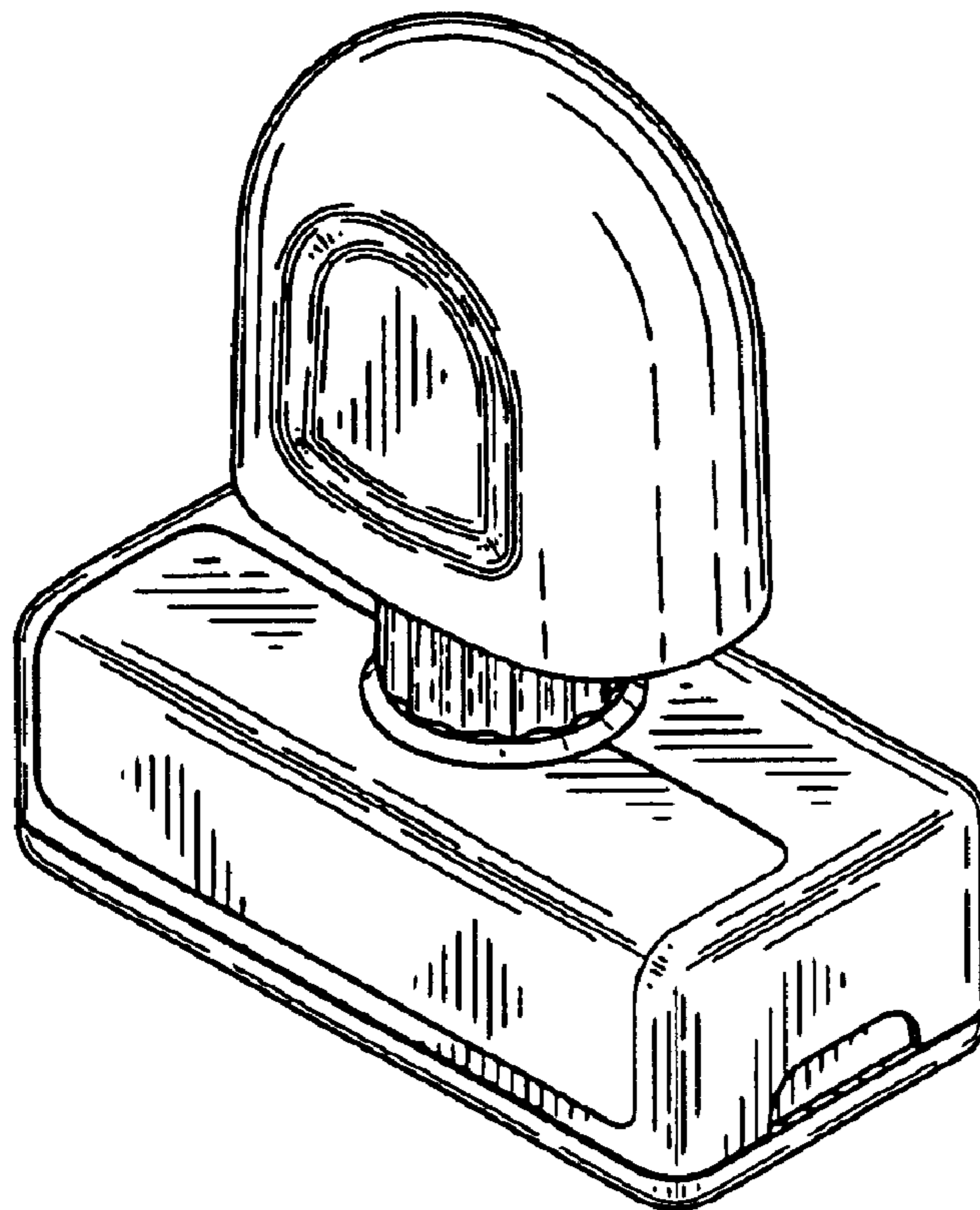
(57) **CLAIM**

The ornamental design for hand stamp handle, as shown and described.

DESCRIPTION

FIG. 1 is a perspective view of a hand stamp handle showing my new design;
 FIG. 2 is a front elevation thereof;
 FIG. 3 is a rear elevation thereof;
 FIG. 4 is a left side elevation thereof; and,
 FIG. 5 is a top plan view thereof.
 The broken line showing a hand stamp base is for illustrative purposes only and forms no part of the claimed design.

1 Claim, 2 Drawing Sheets



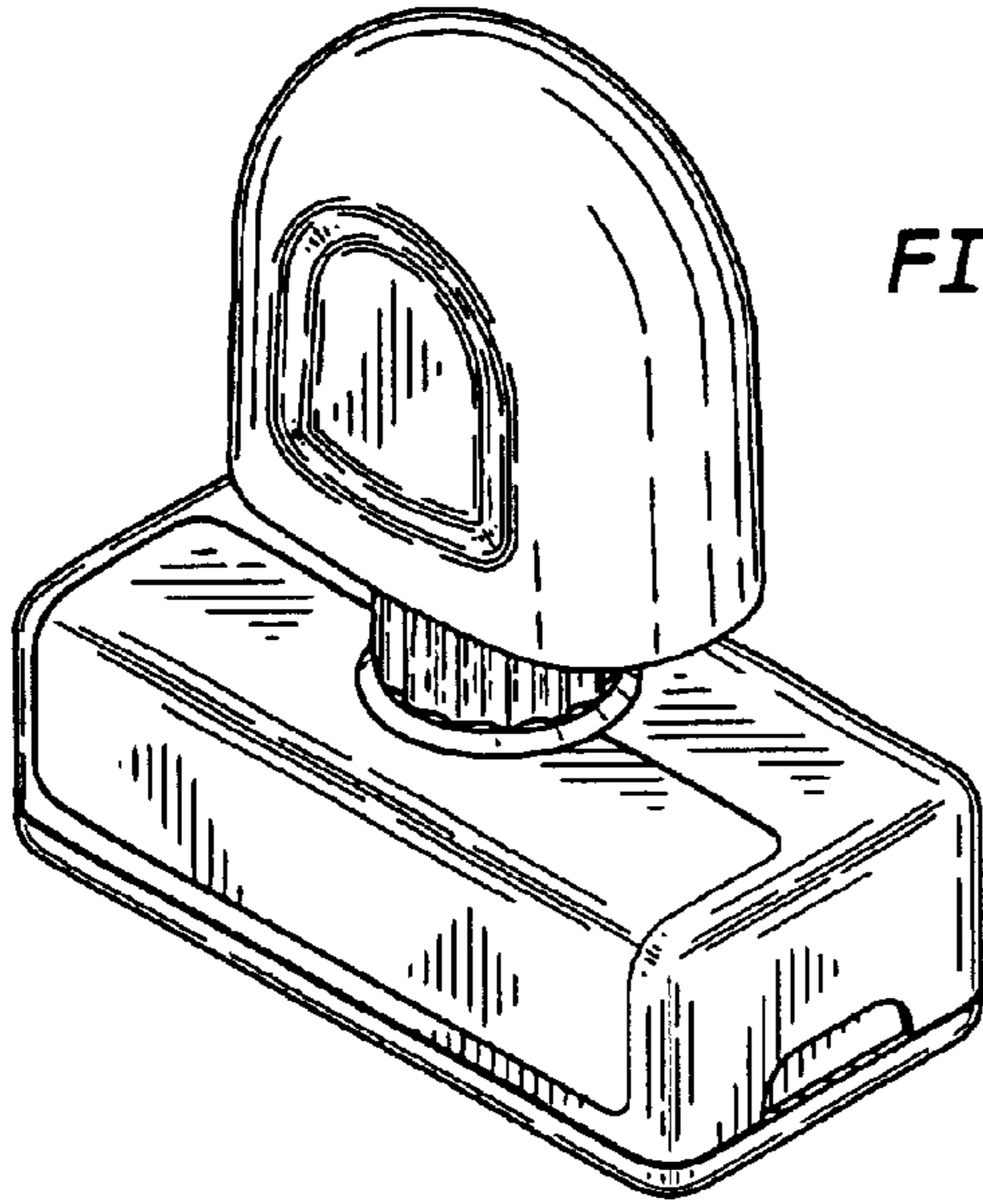


FIG. 1




FIG. 2




FIG. 3

FIG. 4

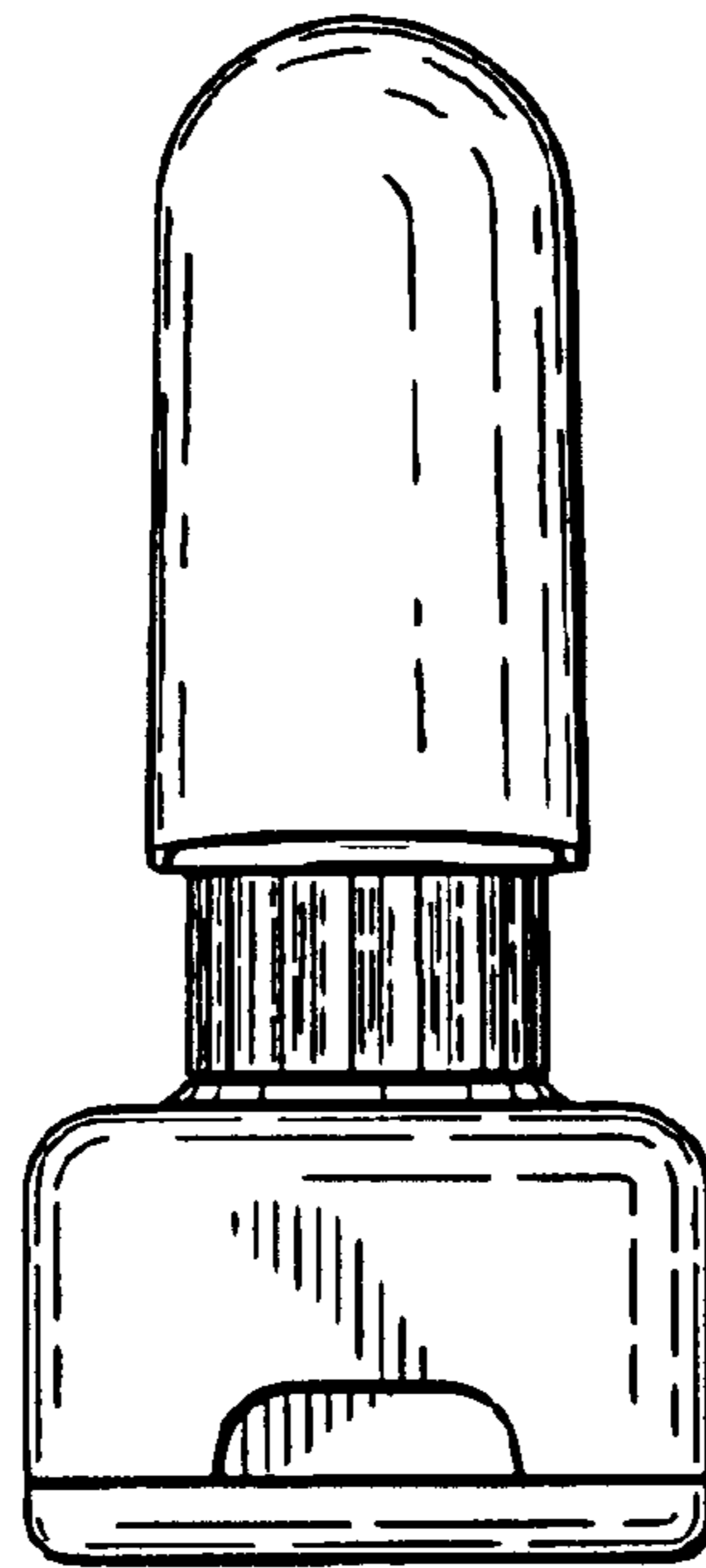


FIG. 5

