

US00D495719S1

(12) **United States Design Patent** (10) **Patent No.:** **US D495,719 S**
Kirchner et al. (45) **Date of Patent:** **** Sep. 7, 2004**

(54) **REFRIGERATOR WITH UPPER FRENCH STYLE DOORS**

FOREIGN PATENT DOCUMENTS

JP 11-311479 11/1999

(75) Inventors: **Richard Allan Kirchner**, Apple Valley, MN (US); **Brian S. Guptill**, Coral Springs, FL (US); **Steven G. Herndon**, Cedar Rapids, IA (US); **John J. Pink**, Cedar Rapids, IA (US); **Greg A. Scorpil**, Tipton, IA (US)

* cited by examiner

Primary Examiner—Mitchell Siegel
(74) *Attorney, Agent, or Firm*—Diederiks & Whitelaw, PLC

(57) **CLAIM**

(73) Assignee: **Maytag Corporation**, Newton, IA (US)

The ornamental design for a refrigerator with upper French style doors, as shown and described.

(**) Term: **14 Years**

DESCRIPTION

(21) Appl. No.: **29/189,253**

FIG. 1 is a top right perspective view of a refrigerator including closed, upper French style fresh food compartment doors and a lower freezer door/drawer, showing our new design;

(22) Filed: **Sep. 2, 2003**

FIG. 2 is a front elevational view of the refrigerator of FIG. 1 with the upper French style doors closed;

(51) **LOC (7) Cl.** **15-07**

(52) **U.S. Cl.** **D15/86**

(58) **Field of Search** D15/79-88; 62/125-127, 62/382, 419; 312/139.2, 236, 235, 295, 329, 296, 405

FIG. 3 is an elevational view of the right side of the refrigerator of FIG. 1, with the left side elevational view being a mirror image thereof;

FIG. 4 is a top plan view of the refrigerator of FIG. 1;

(56) **References Cited**

U.S. PATENT DOCUMENTS

1,918,865 A	7/1933	Purdy	
2,723,896 A	11/1955	Wurtz	
3,070,852 A	1/1963	Hilliker	
D210,560 S	3/1968	Kennedy et al.	
3,382,618 A	5/1968	Townsend	
3,466,804 A	9/1969	Swaneck, Jr.	
4,226,489 A	10/1980	Haag	
4,288,135 A	9/1981	Buchser et al.	
4,711,098 A	12/1987	Kuwabara et al.	
5,349,782 A	9/1994	Yulkowski	
5,411,328 A	5/1995	You	
D411,211 S	* 6/1999	Higuchi et al. D15/80
6,220,682 B1	4/2001	Vertullo	
D452,255 S	12/2001	Chai et al.	

FIG. 5 is a top right perspective view of the refrigerator of the invention, with the upper French style doors shown open;

FIG. 6 is a front elevational view of the refrigerator of FIG. 5;

FIG. 7 is a right side elevational view of the refrigerator of FIG. 5, with the left side elevational view being a mirror image thereof; and,

FIG. 8 is a top plan view of the refrigerator of FIG. 5.

The broken lines in FIGS. 1-8 showing door handles and hinges, the pivoting mullion carried by one of the upper French style doors as shown in FIGS. 2, 5, 6 and 8, and the upper fresh food compartment mounted mullion guide of FIGS. 5-8 are for illustrative purposes only and form no part of the claimed invention.

1 Claim, 7 Drawing Sheets

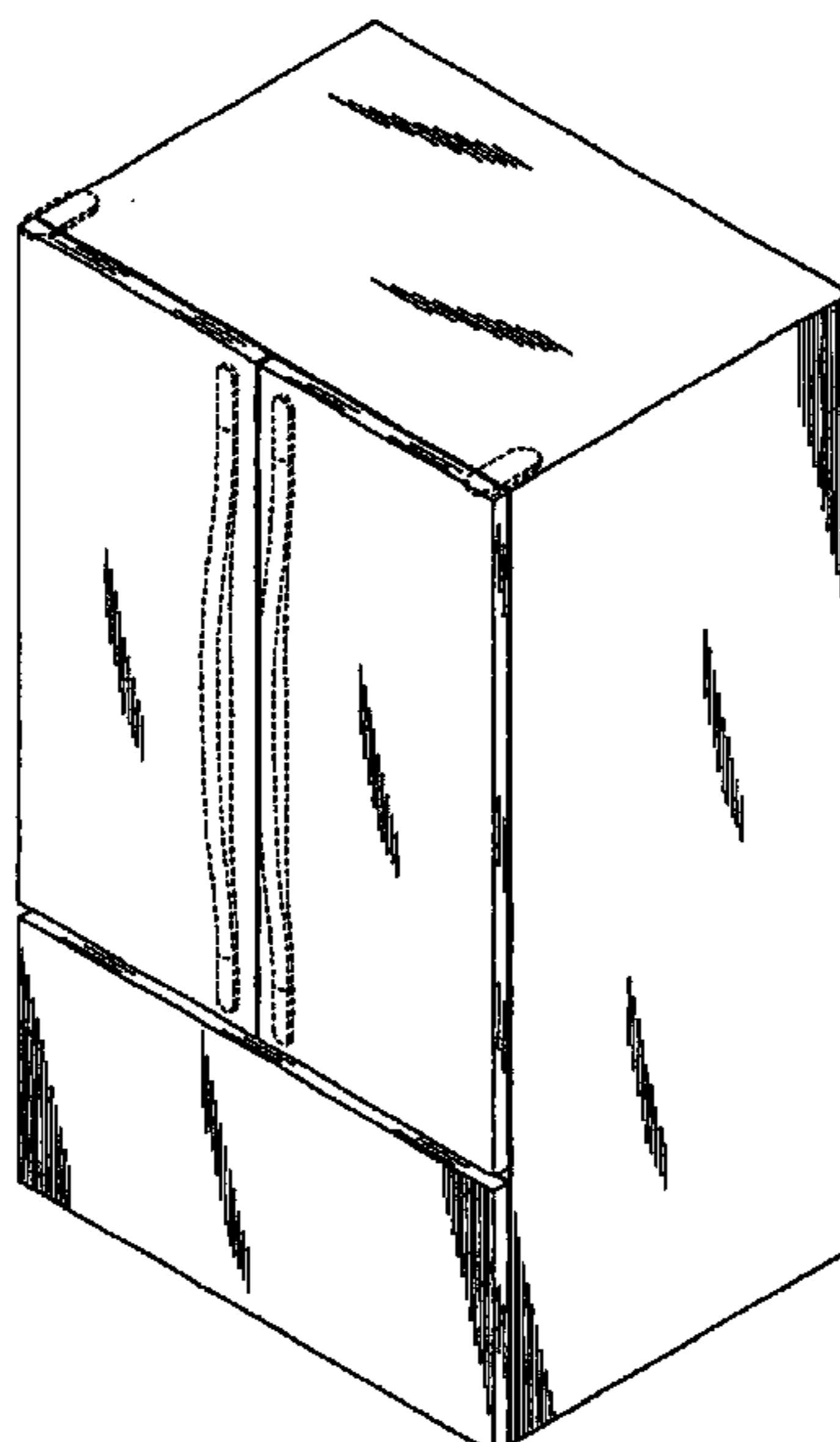


FIG. 1

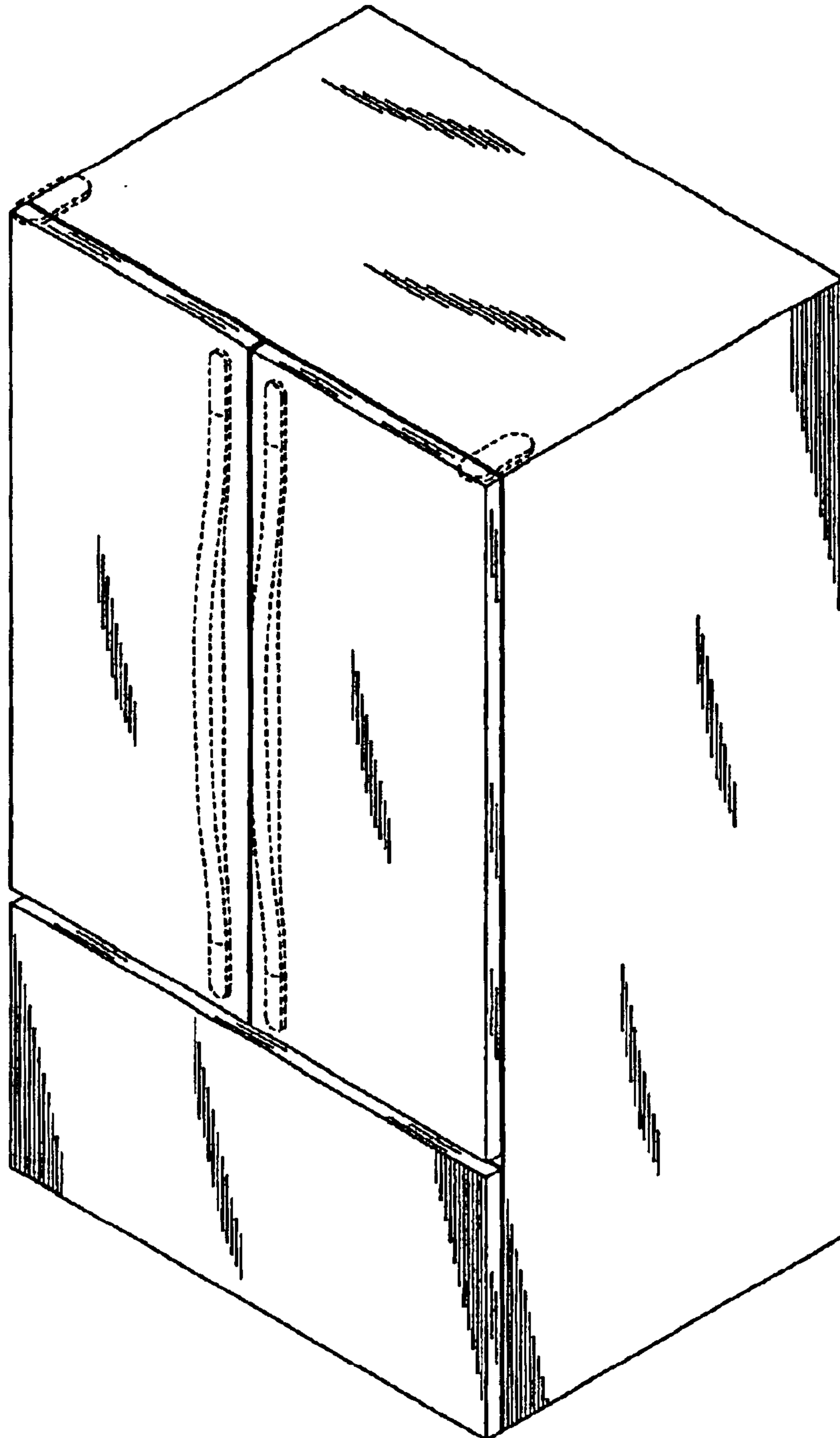


FIG. 2

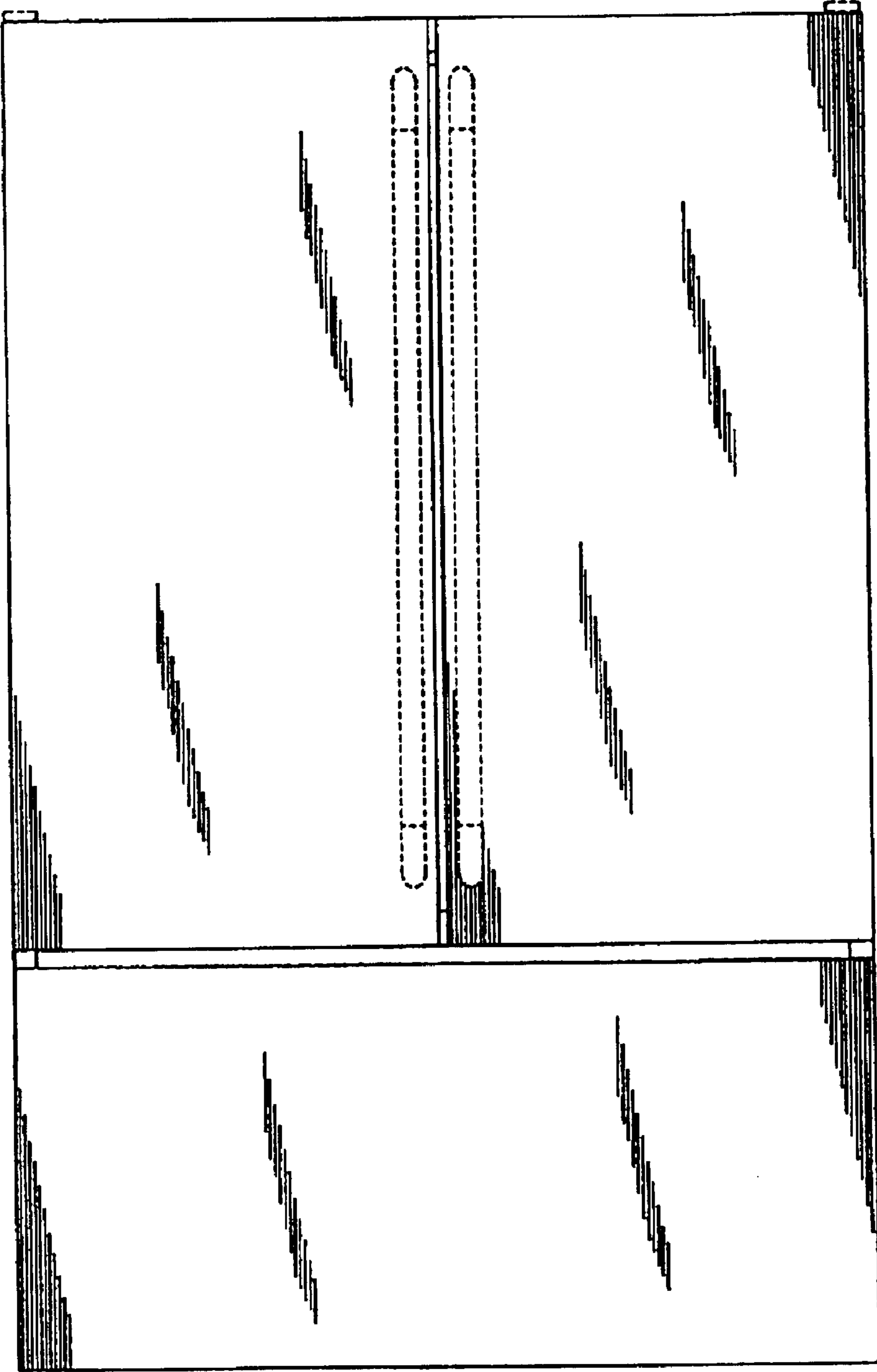


FIG. 3




FIG. 4

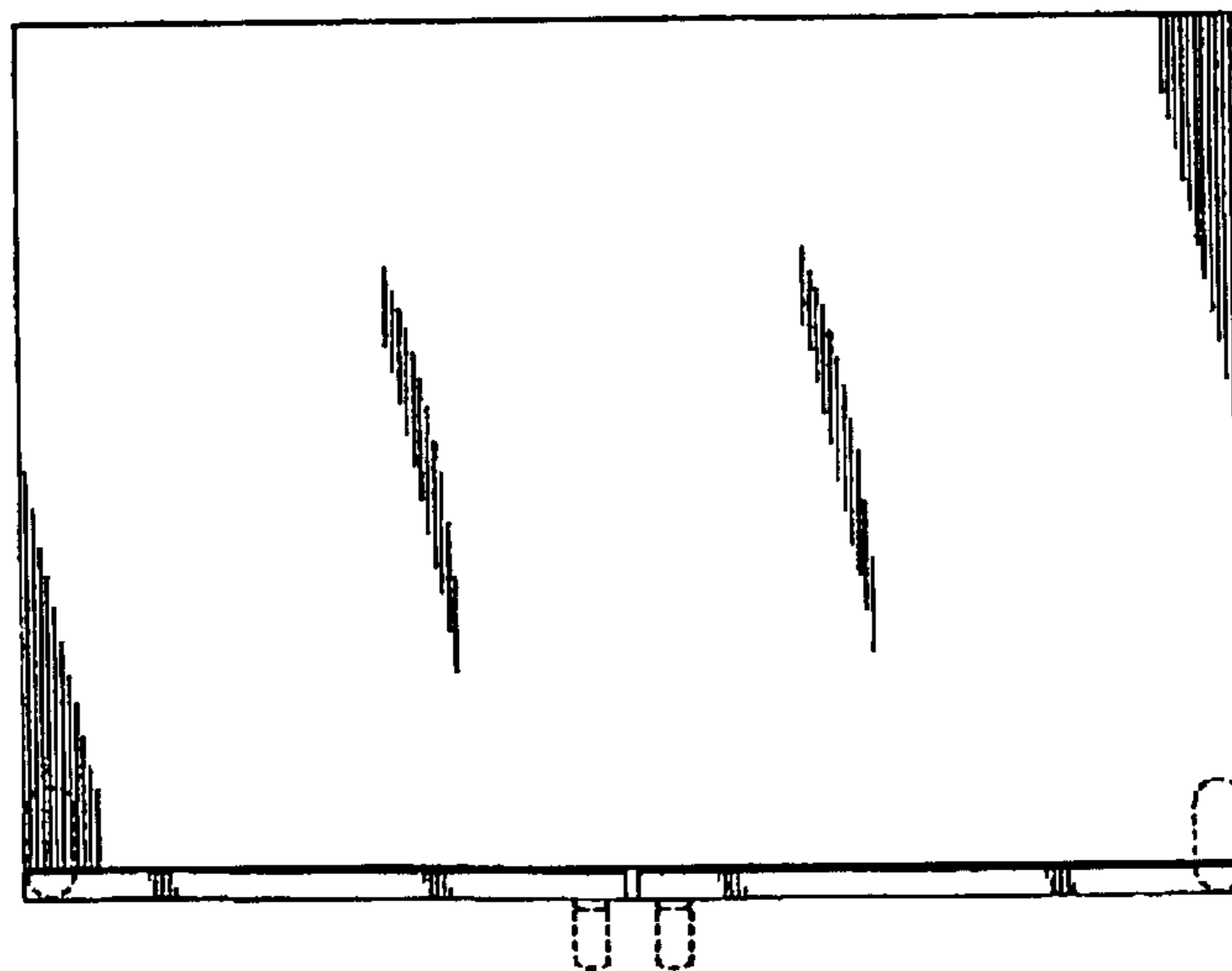


FIG. 5

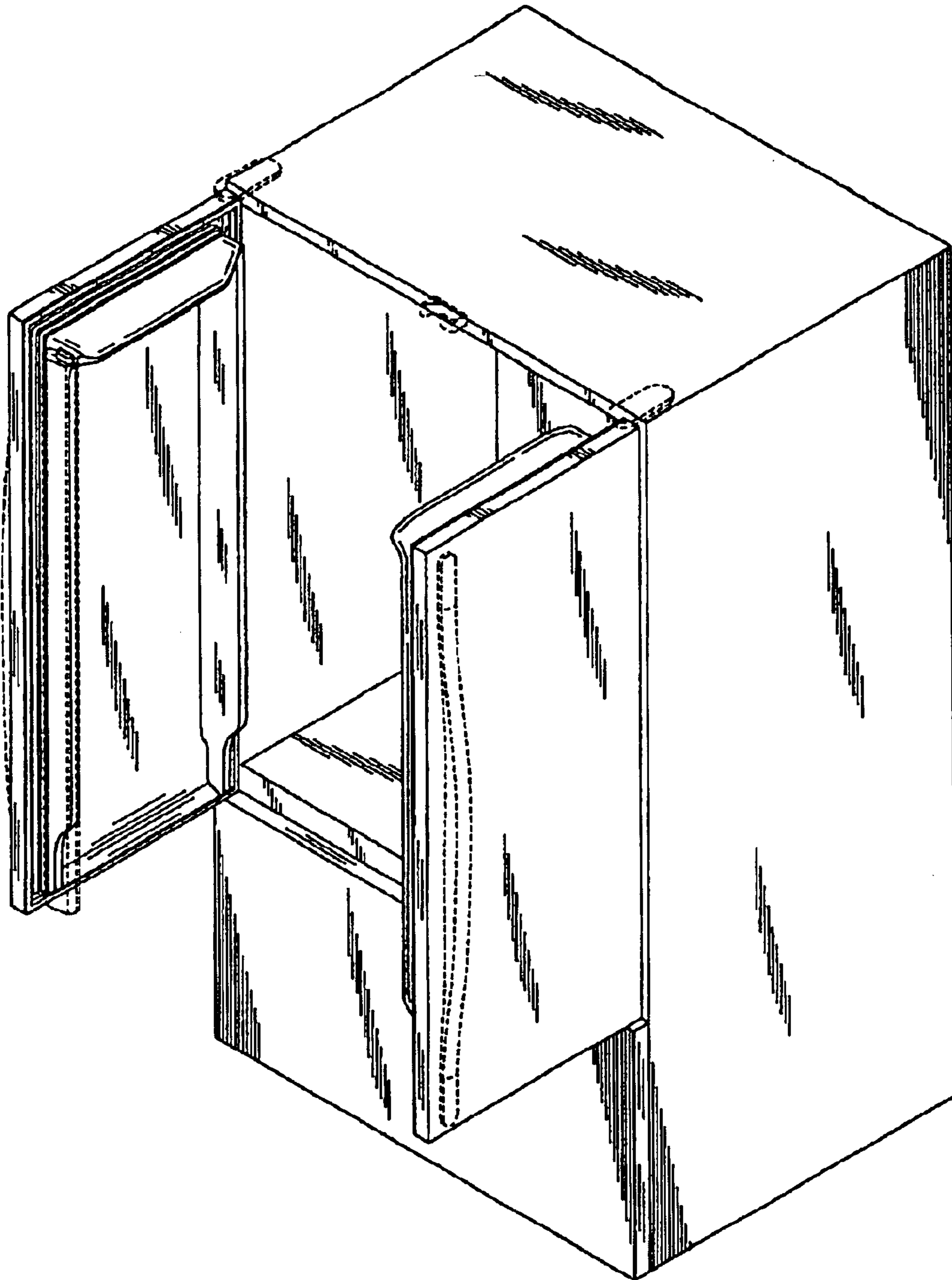


FIG. 6

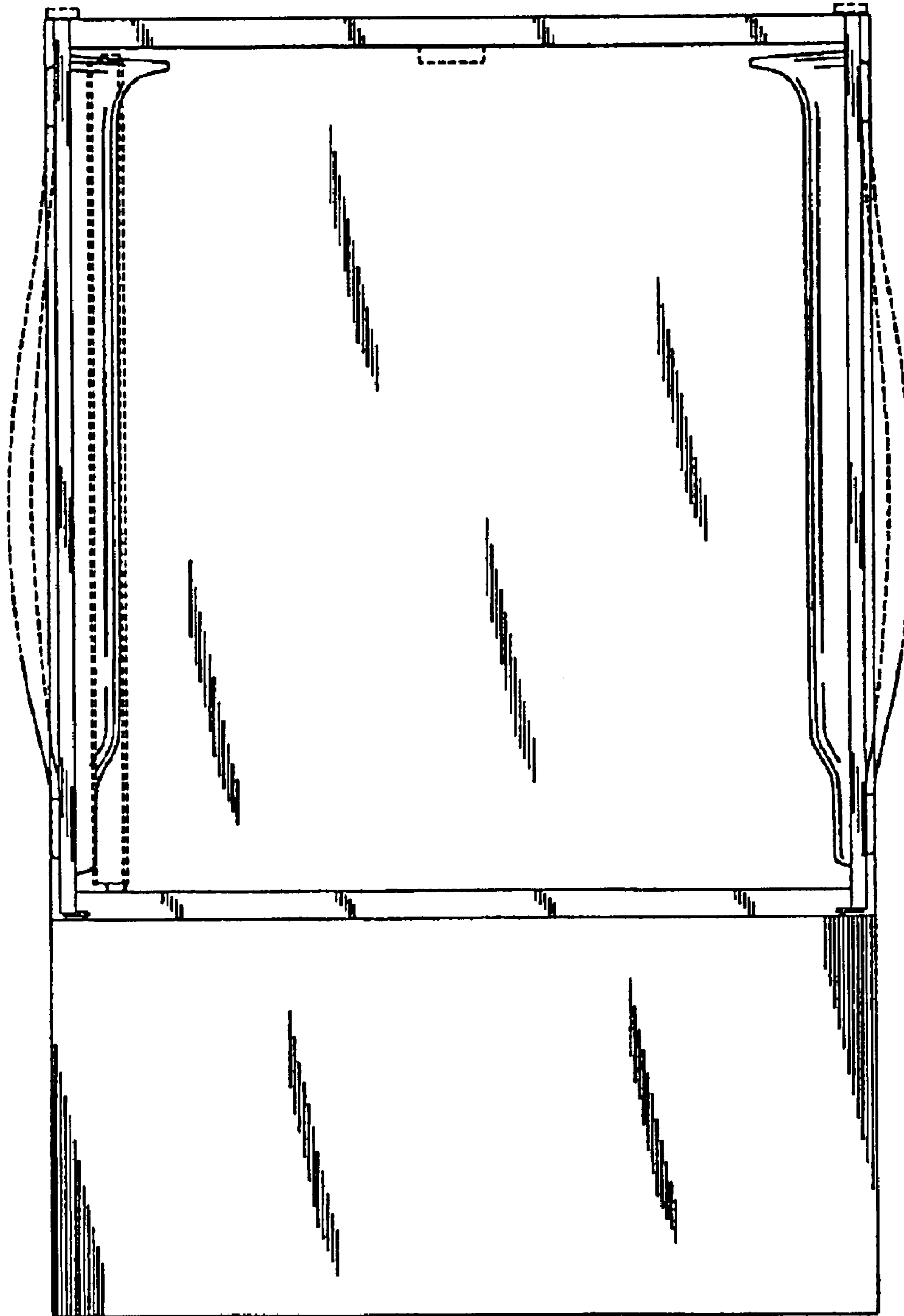


FIG. 7




FIG. 8

