

US00D495712S1

(12) **United States Design Patent**  
**Chen**

(10) **Patent No.:** **US D495,712 S**

(45) **Date of Patent:** **\*\* Sep. 7, 2004**

(54) **COMPUTER MAINFRAME FRONT PANEL**

D471,913 S \* 3/2003 Lai ..... D14/441

(75) **Inventor:** **Feng-Ming Chen**, Chung Ho (TW)

\* cited by examiner

(73) **Assignee:** **Chenbro Micom Co., Ltd.**, Taipei Hsien (TW)

*Primary Examiner*—Freda S. Nunn

(74) *Attorney, Agent, or Firm*—Rosenberg, Klein & Lee

(\*\*) **Term:** **14 Years**

(57) **CLAIM**

The ornamental design for a computer mainframe front panel, as shown and described.

(21) **Appl. No.:** **29/196,998**

(22) **Filed:** **Jan. 9, 2004**

**DESCRIPTION**

(51) **LOC (7) Cl.** ..... **14-02**

(52) **U.S. Cl.** ..... **D14/441**

(58) **Field of Search** ..... D14/441-446;  
D13/162, 184, 199; 312/223.2; 361/690-696


FIG. 1 is a top, front and left side perspective view of a computer mainframe front panel showing my new design; FIG. 2 is a front elevational view thereof; FIG. 3 is a rear elevational view thereof; FIG. 4 is a left side elevational view thereof; FIG. 5 is a right side elevational view thereof; FIG. 6 is a top plan view thereof; and, FIG. 7 is a bottom plan view thereof.

(56) **References Cited**

**U.S. PATENT DOCUMENTS**

- D426,198 S \* 6/2000 Lee et al. .... D14/349
- D468,315 S \* 1/2003 Chien et al. .... D14/444
- D468,744 S \* 1/2003 Chien et al. .... D14/444

**1 Claim, 5 Drawing Sheets**






Fig. 1




Fig. 2

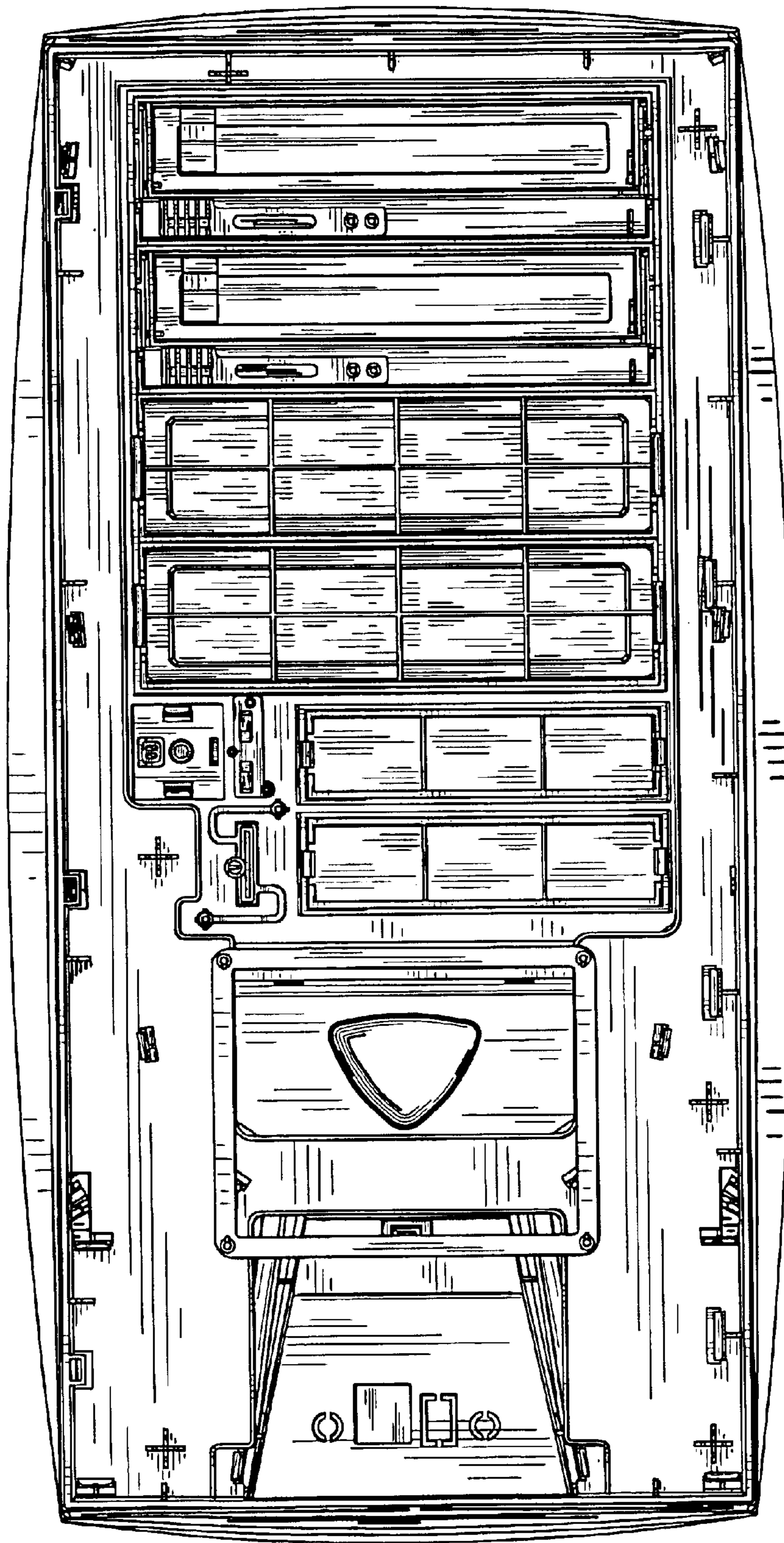


Fig. 3

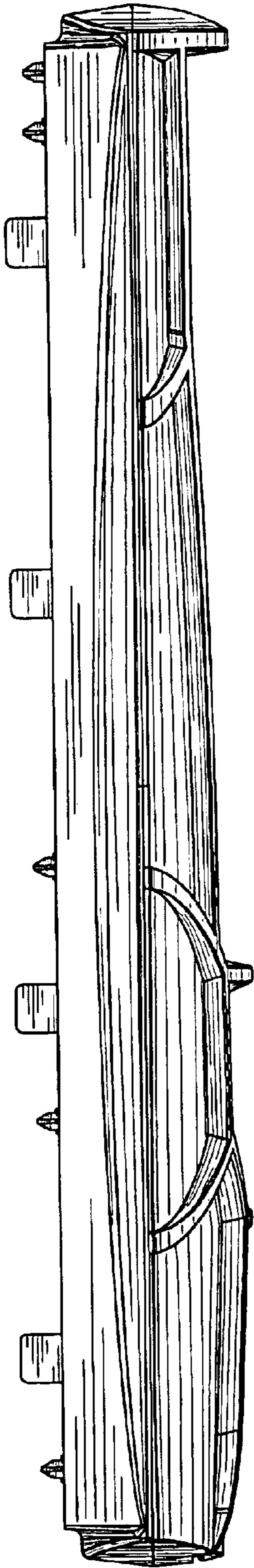


Fig. 4




Fig. 5

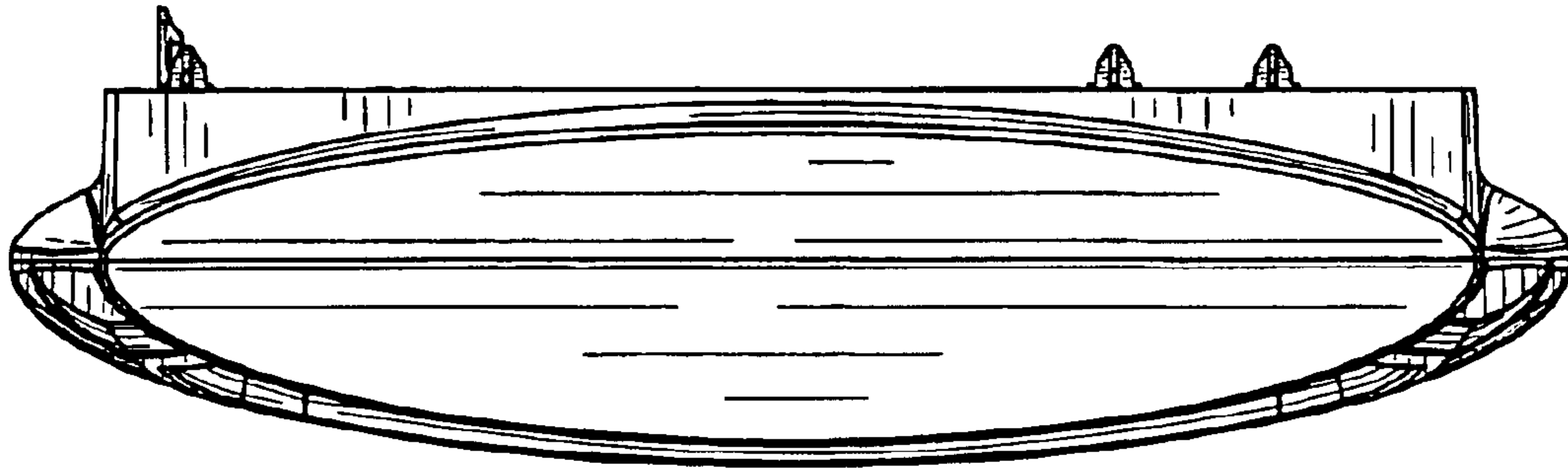


Fig. 6

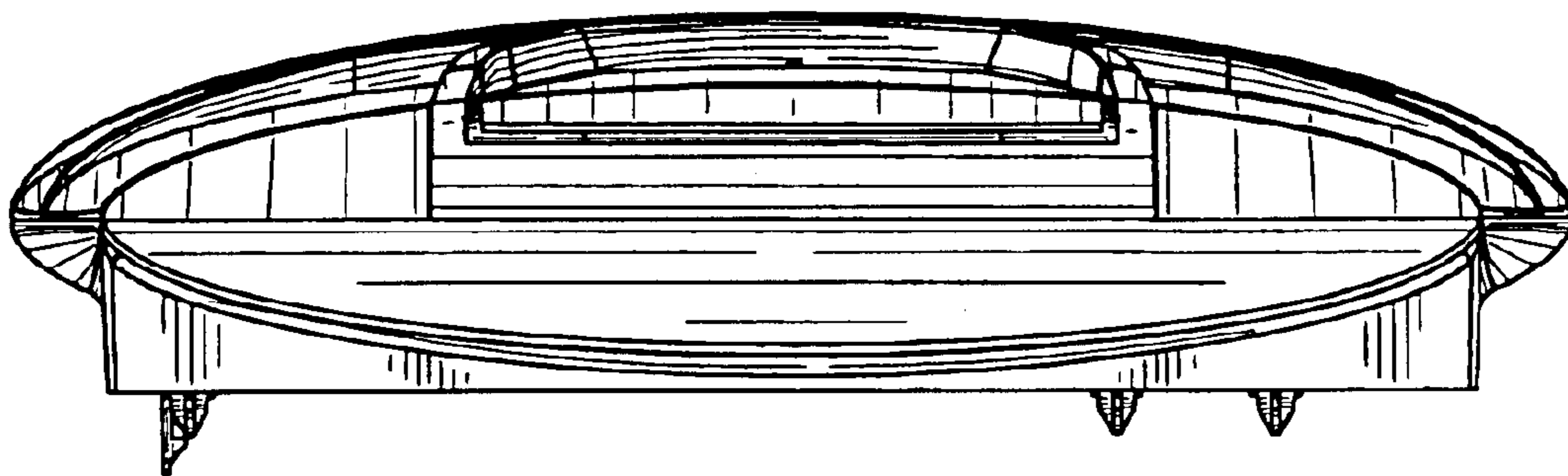


Fig. 7