



US00D495695S1

(12) **United States Design Patent**  
**Yugaya**

(10) **Patent No.:** **US D495,695 S**  
(45) **Date of Patent:** **\*\* Sep. 7, 2004**

(54) **PORTABLE INFORMATION TERMINAL**

**FOREIGN PATENT DOCUMENTS**

(75) **Inventor:** **Yuji Yugaya, Nakano-ku (JP)**  
(73) **Assignee:** **Kabushiki Kaisha Toshiba (JP)**  
(\*\*) **Term:** **14 Years**

CN	3162556D	10/2000
CN	3253544D	9/2002
JP	0934656	9/1995
JP	1124930	10/2001
JP	1131824	1/2002

(21) **Appl. No.:** **29/194,928**  
(22) **Filed:** **Dec. 4, 2003**

**OTHER PUBLICATIONS**

Casio Keisanki Advertisement (E-10 Cassiopela), Jul. 31, 1998.

(30) **Foreign Application Priority Data**

Oct. 2, 2003 (JP) ..... 2003-029003

\* cited by examiner

*Primary Examiner*—Freda S. Nunn

(51) **LOC (7) Cl.** ..... **14-02**

(74) *Attorney, Agent, or Firm*—Banner & Witcoff, Ltd.

(52) **U.S. Cl.** ..... **D14/346**

(57) **CLAIM**

(58) **Field of Search** ..... D14/341-346;  
D18/1, 2, 6; 235/145 A, 145 R; 341/22,  
23; 345/156, 168, 169, 172, 173, 87; 361/680-686

The ornamental design for a portable information terminal, as shown and described.

(56) **References Cited**

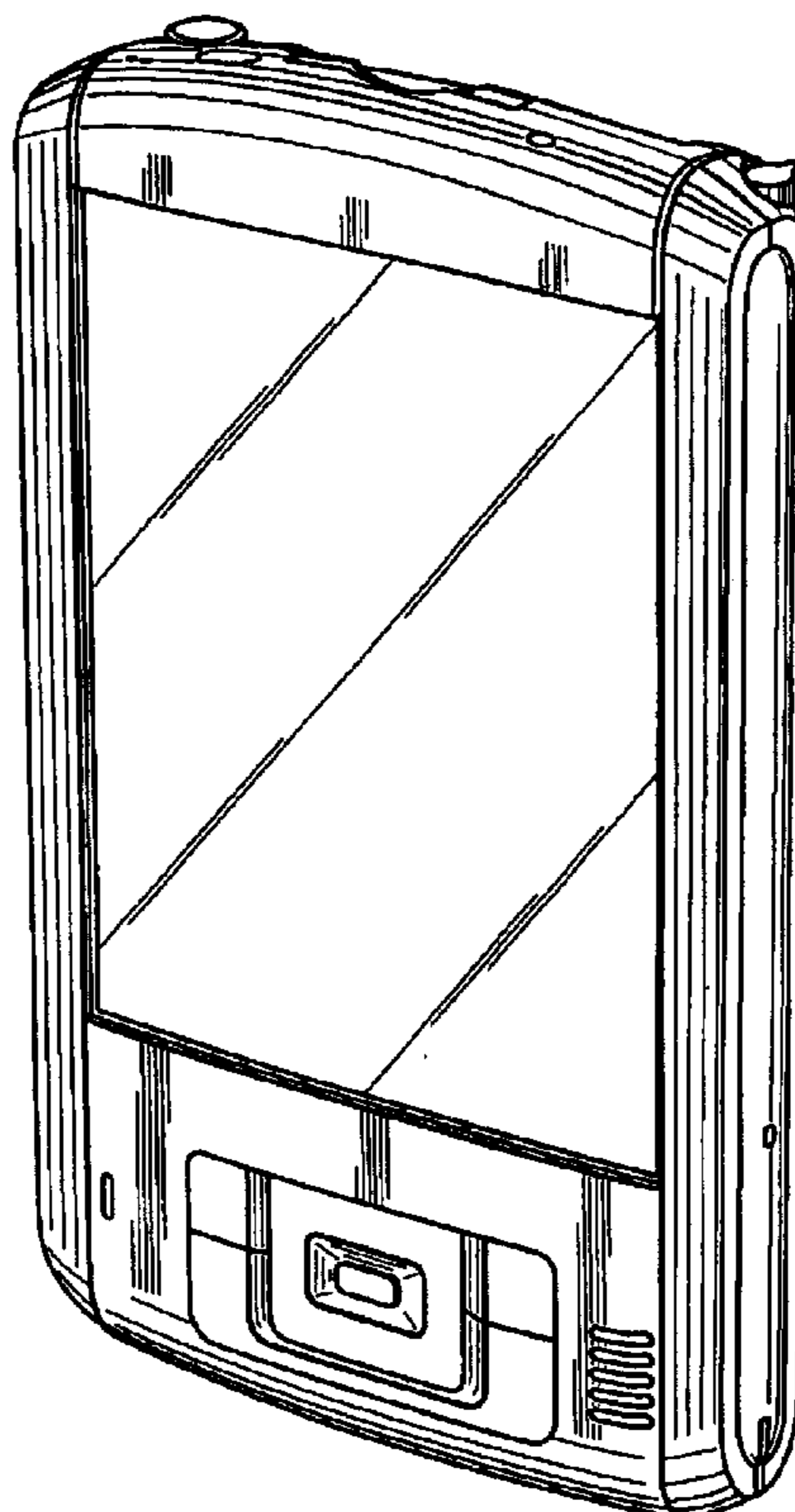
**DESCRIPTION**

**U.S. PATENT DOCUMENTS**

FIG. 1 is a top, front, and right side perspective view of a portable information terminal showing my new design; FIG. 2 is a front elevational view thereof, FIG. 3 is a right side elevational view thereof, FIG. 4 is a rear elevational view thereof, FIG. 5 is a left side elevational view thereof, FIG. 6 is a top plan view thereof; and, FIG. 7 is a bottom plan view thereof.

D460,448 S	7/2002	Matsumoto	
D464,961 S	10/2002	Sogabe	
D469,762 S	* 2/2003	Iwama et al. ....	D14/341
D476,328 S	* 6/2003	Miao et al. ....	D14/346
D476,989 S	7/2003	Matsumoto	
D479,234 S	* 9/2003	Tanaka et al. ....	D14/346
D479,235 S	9/2003	Tanaka et al.	
D479,527 S	* 9/2003	Eigenstetter et al. ....	D14/346

**1 Claim, 4 Drawing Sheets**



# FIG. 1

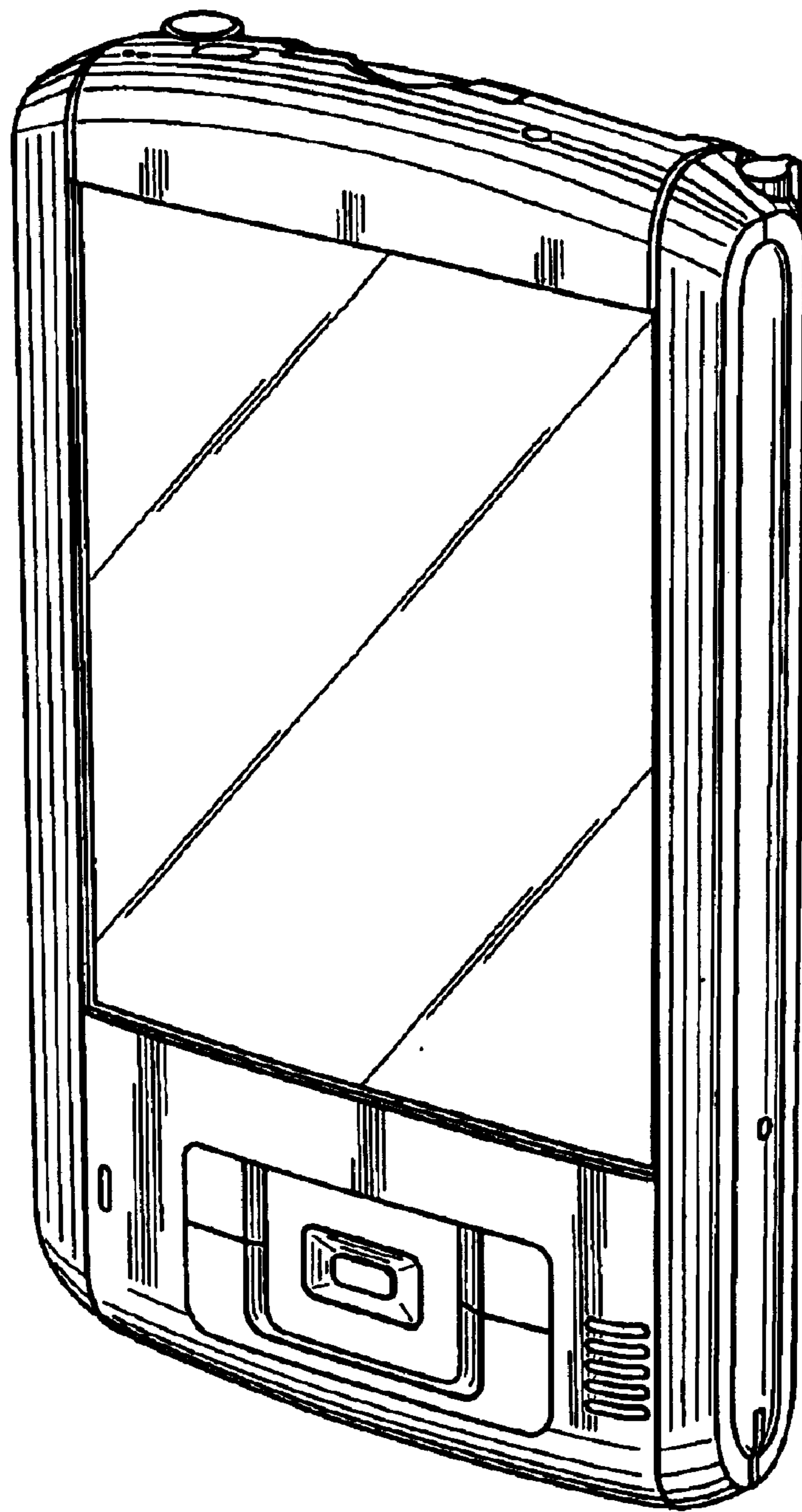


FIG. 2

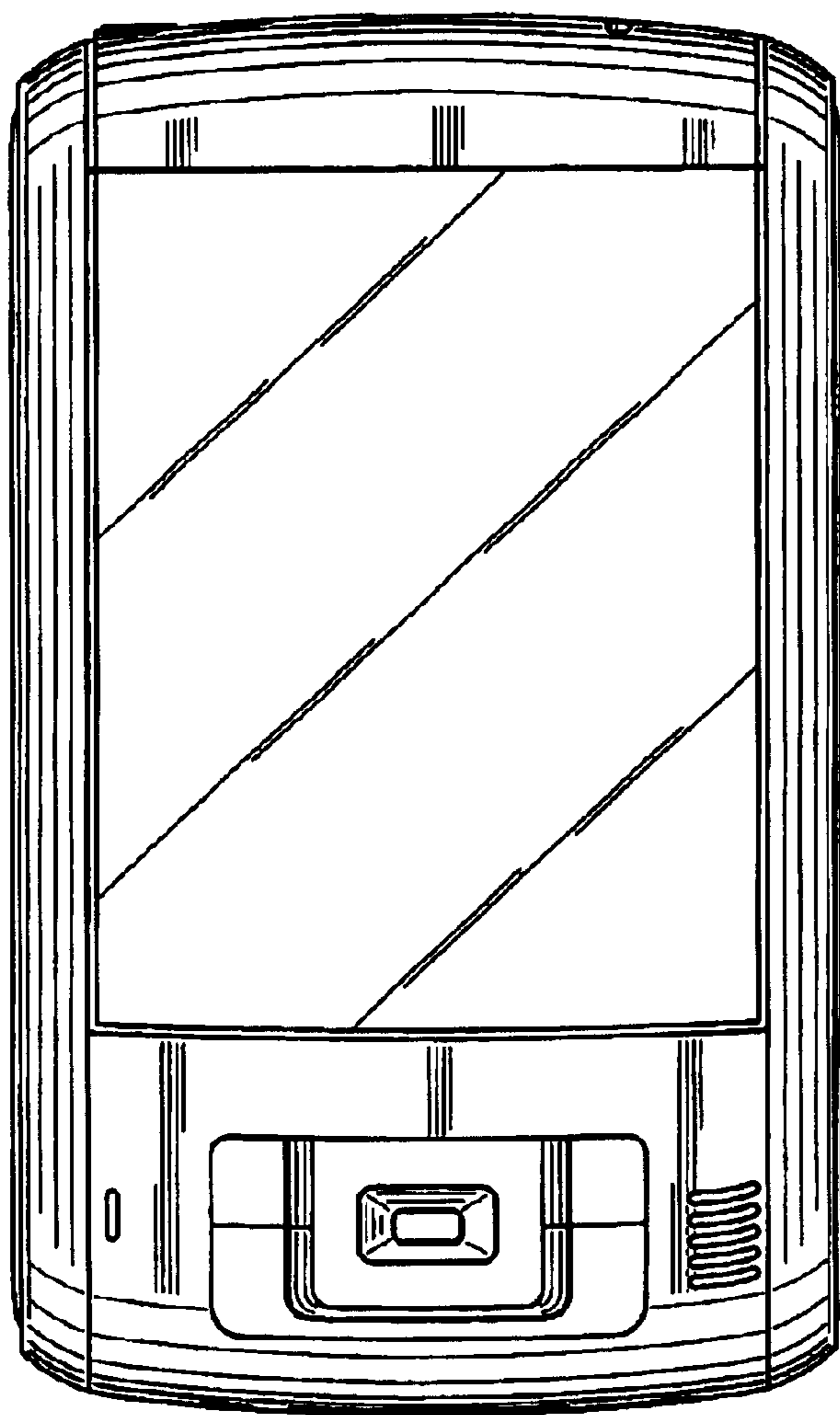


FIG. 3




FIG. 4

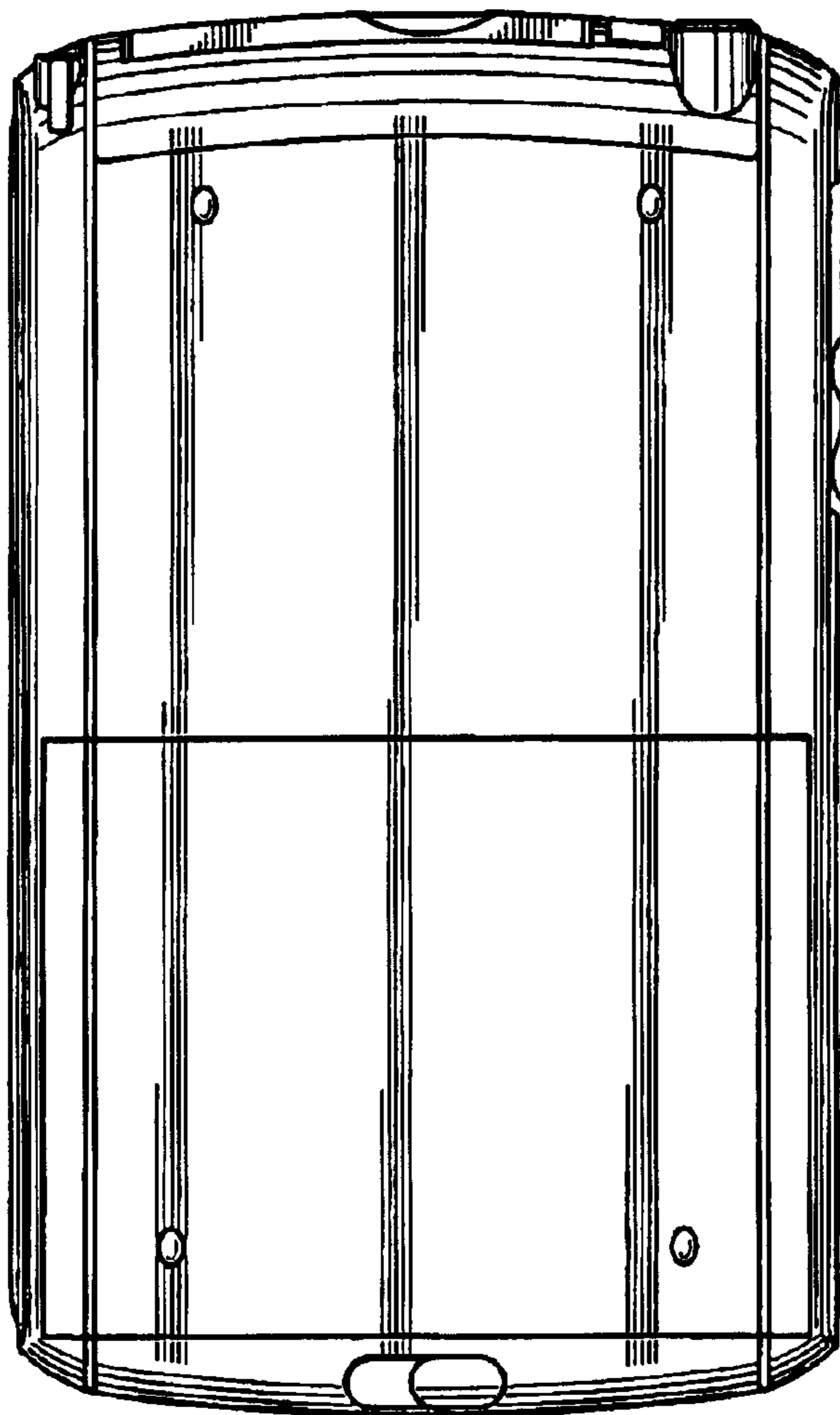


FIG. 5

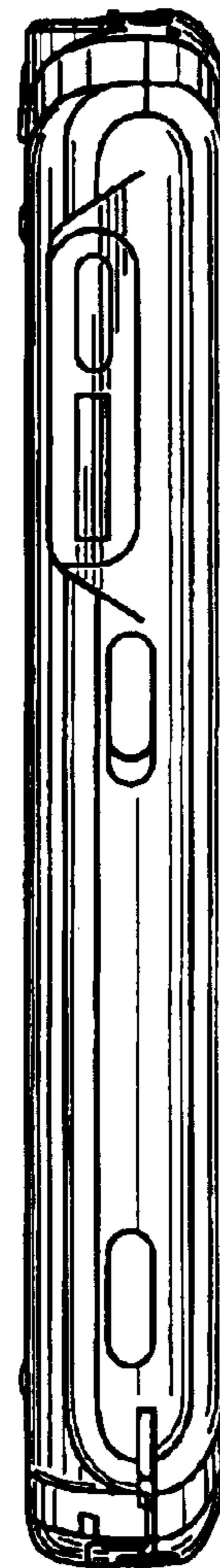


FIG. 6




FIG. 7

