

US00D495690S1

(12) **United States Design Patent**  
**Lin**

(10) **Patent No.:** **US D495,690 S**  
(45) **Date of Patent:** **\*\* Sep. 7, 2004**

(54) **TRAY OF AN OPTICAL DISK DRIVER**

D314,197 S \* 1/1991 Ito et al. .... D14/156  
D314,198 S \* 1/1991 Ito et al. .... D14/156  
D367,278 S \* 2/1996 Moriwaki et al. .... D14/260.1

(75) Inventor: **Chin-Chu Lin**, Tu-Chen (TW)

(73) Assignee: **Hon Hai Precision Ind. Co., LTD**,  
Taipei Hsien (TW)

(\*\*) Term: **14 Years**

\* cited by examiner

*Primary Examiner*—Nanda Bondade  
(74) *Attorney, Agent, or Firm*—Wei Te Chung

(21) Appl. No.: **29/183,756**

(57) **CLAIM**

(22) Filed: **Jun. 16, 2003**

The ornamental design for a tray of an optical disk driver, as shown and described.

(30) **Foreign Application Priority Data**

May 16, 2003 (CN) ..... 03 3 24414.6

**DESCRIPTION**

(51) **LOC (7) Cl.** ..... **14-99**

FIG. 1 is a perspective view of a tray of an optical disk driver showing my new design;

(52) **U.S. Cl.** ..... **D14/260.1**

FIG. 2 is a front view thereof;

(58) **Field of Search** ..... D14/136, 156,  
D14/217, 260, 260.1; 369/75.1, 75.2, 77.1,  
77.2

FIG. 3 is a left side elevational view thereof;

FIG. 4 is a right side elevational view thereof; and,

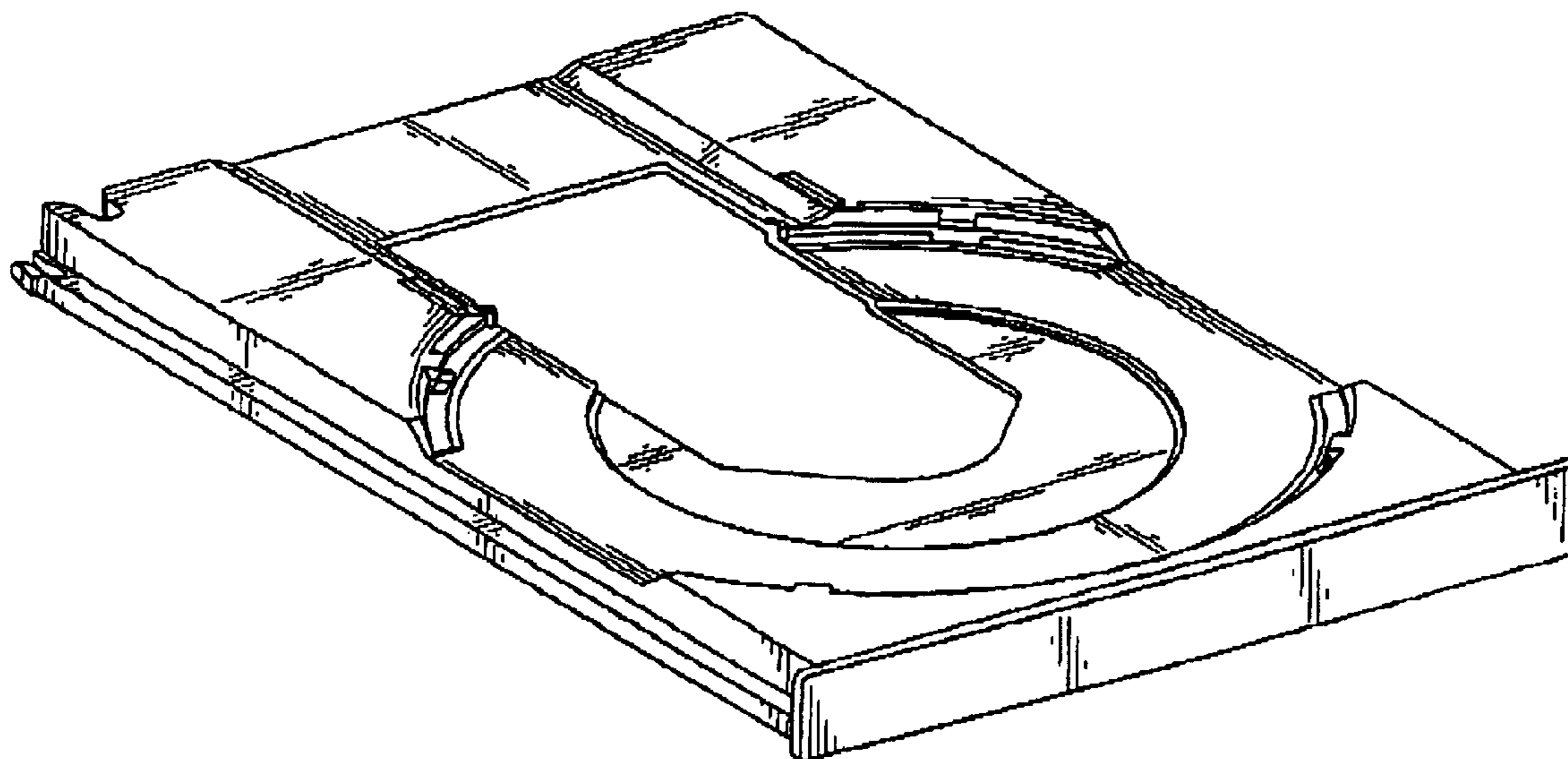
FIG. 5 is a top plan view thereof.

(56) **References Cited**

**U.S. PATENT DOCUMENTS**

4,561,085 A \* 12/1985 Funabashi ..... 369/77.1

**1 Claim, 4 Drawing Sheets**



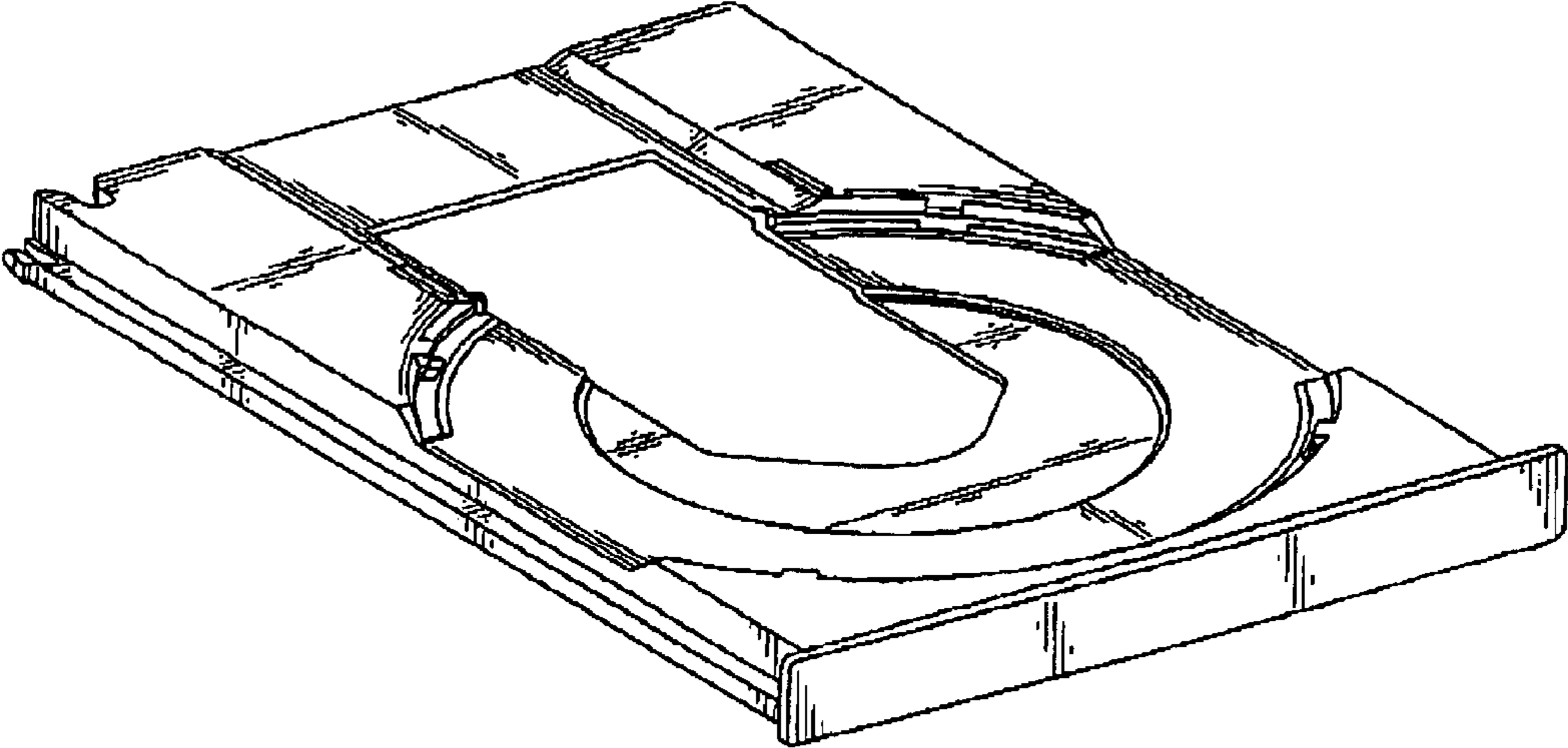


FIG. 1

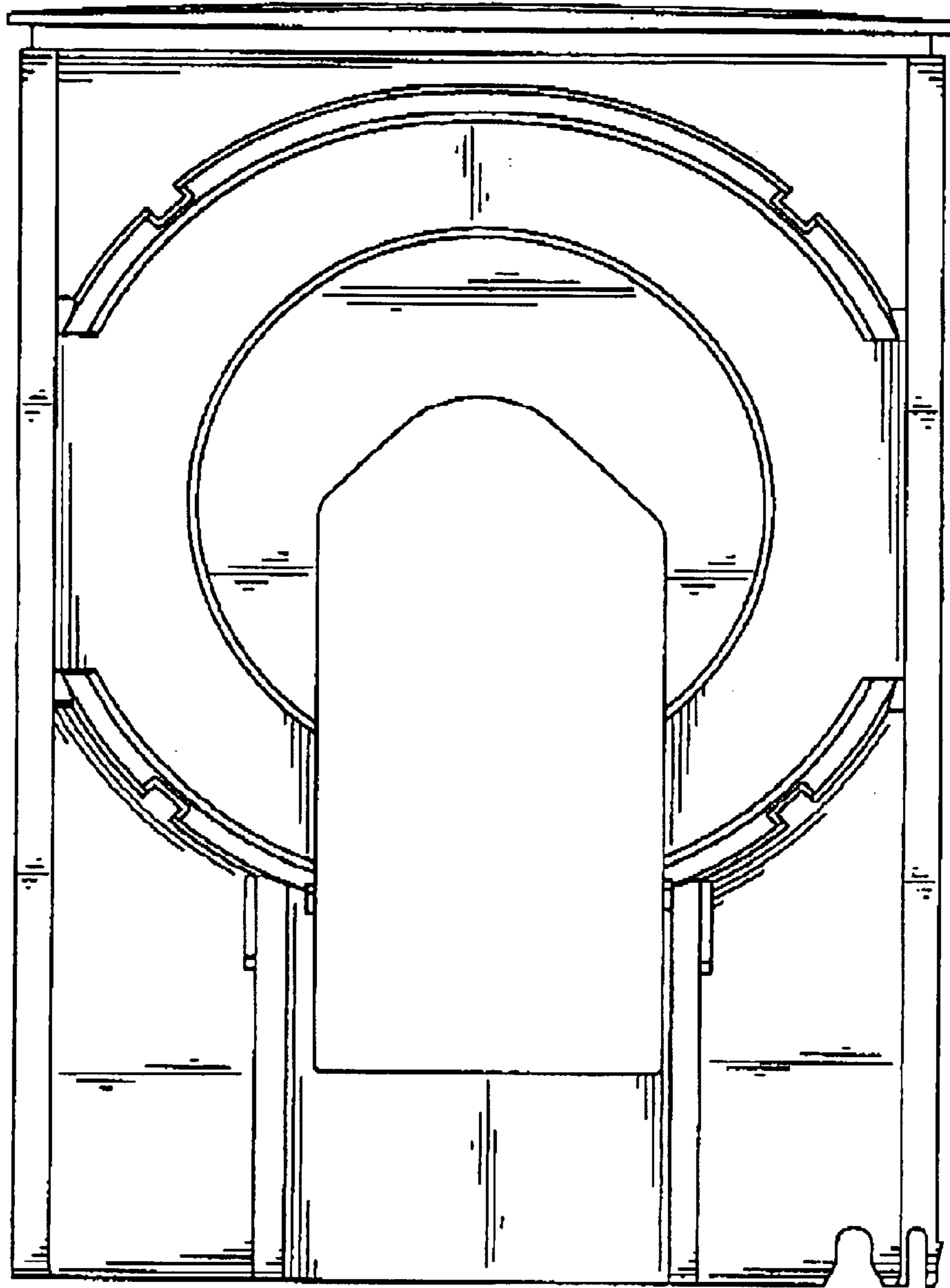


FIG. 2

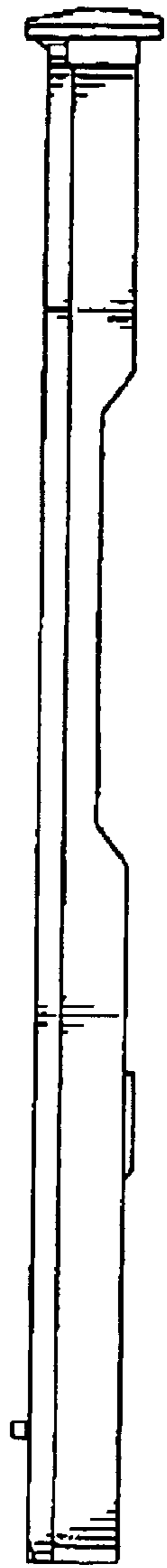


FIG. 3



FIG. 4




FIG. 5