



US00D495681S1

(12) **United States Design Patent**  
**Gubbels et al.**

(10) **Patent No.:** **US D495,681 S**

(45) **Date of Patent:** **\*\* \*Sep. 7, 2004**

(54) **COMPACT WIRELESS INTERCOM**

(75) Inventors: **Anthony G. Gubbels**, Woodbury, MN (US); **Paul F. Gergen**, Woodbury, MN (US)

(73) Assignee: **3M Innovative Properties Company**, St. Paul, MN (US)

(\*) Notice: This patent is subject to a terminal disclaimer.

(\*\*) Term: **14 Years**

(21) Appl. No.: **29/181,937**

(22) Filed: **May 16, 2003**

(51) **LOC (7) Cl.** ..... **14-03**

(52) **U.S. Cl.** ..... **D14/191**

(58) **Field of Search** ..... D14/191-194, D14/196, 188, 204, 168, 299, 137, 155, 159; 455/344-351, 91, 92, 100; 340/311.2, 313; 379/428, 440; 224/242, 930

(56) **References Cited**

**U.S. PATENT DOCUMENTS**

4,083,481 A \* 4/1978 Selinko ..... 224/670  
5,081,709 A \* 1/1992 Benyo et al. .... 455/348  
5,261,122 A \* 11/1993 Otsuki et al. .... 455/351  
5,488,759 A \* 2/1996 Lim et al. .... 24/3.12

5,537,678 A \* 7/1996 King et al. .... 340/7.63  
D393,262 S \* 4/1998 Shimatsu et al. .... D14/154  
D394,436 S 5/1998 Hall et al.  
D423,011 S \* 4/2000 Goldenberg et al. .... D14/191  
D450,679 S \* 11/2001 Soh ..... D14/191  
D472,225 S \* 3/2003 Griffin ..... D14/138  
D477,587 S \* 7/2003 Richardson ..... D14/191

\* cited by examiner

*Primary Examiner*—Prabhakar Deshmukh

(74) *Attorney, Agent, or Firm*—Stephen W. Buckingham

(57) **CLAIM**

The ornamental design for a compact wireless intercom, as shown and described.

**DESCRIPTION**

FIG. 1 is an isometric view of a compact wireless intercom showing our new design;

FIG. 2 is a right elevational view thereof;

FIG. 3 is a left elevational view thereof;

FIG. 4 is a front elevational view thereof;


FIG. 5 is a back elevational view thereof;


FIG. 6 is a top plan view thereof; and,

FIG. 7 is a bottom view thereof.

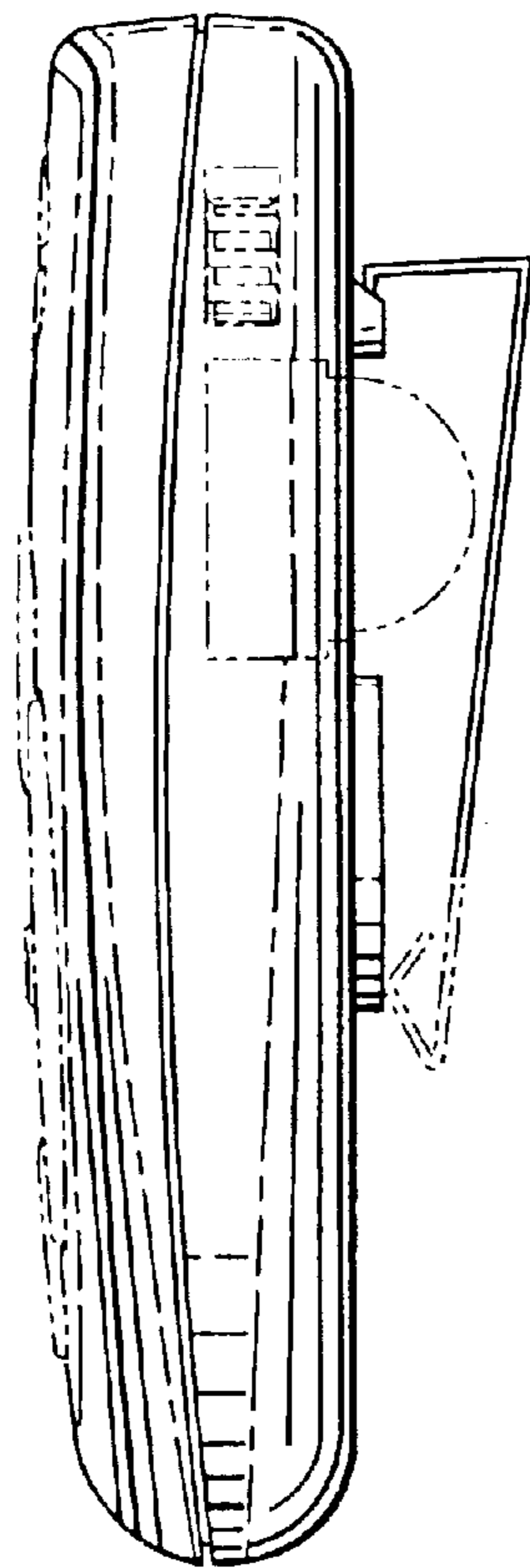
The broken lines, that define the bunds of the claimed design, form no part of the claimed design. The environment shown in broken lines is for illustrative purpose and forms no part of the claimed design.

**1 Claim, 2 Drawing Sheets**

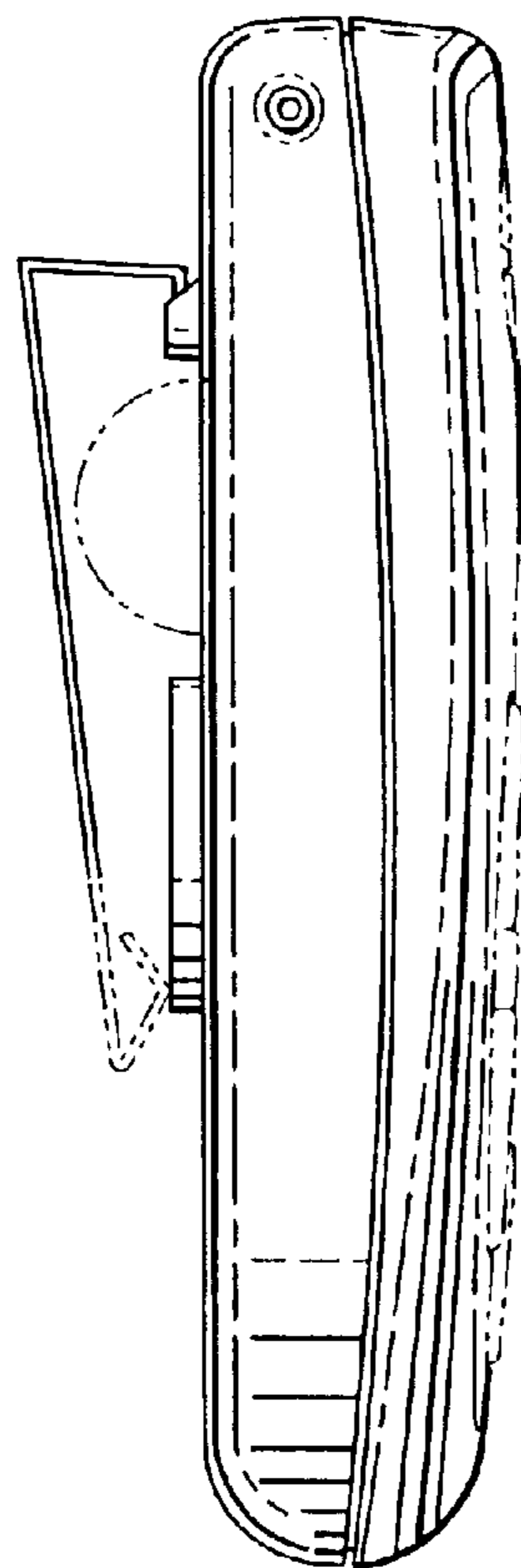




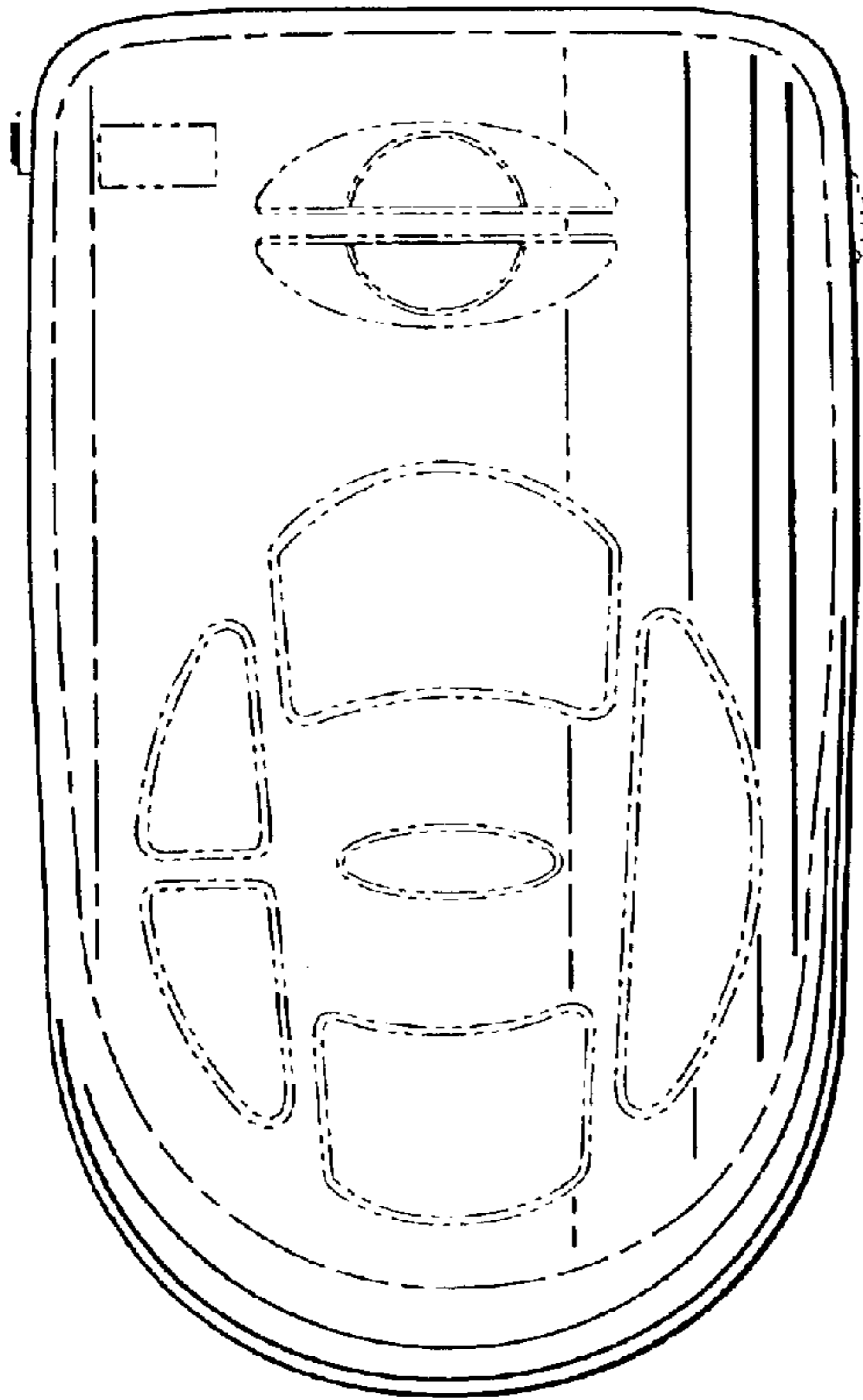
**Fig. 1**



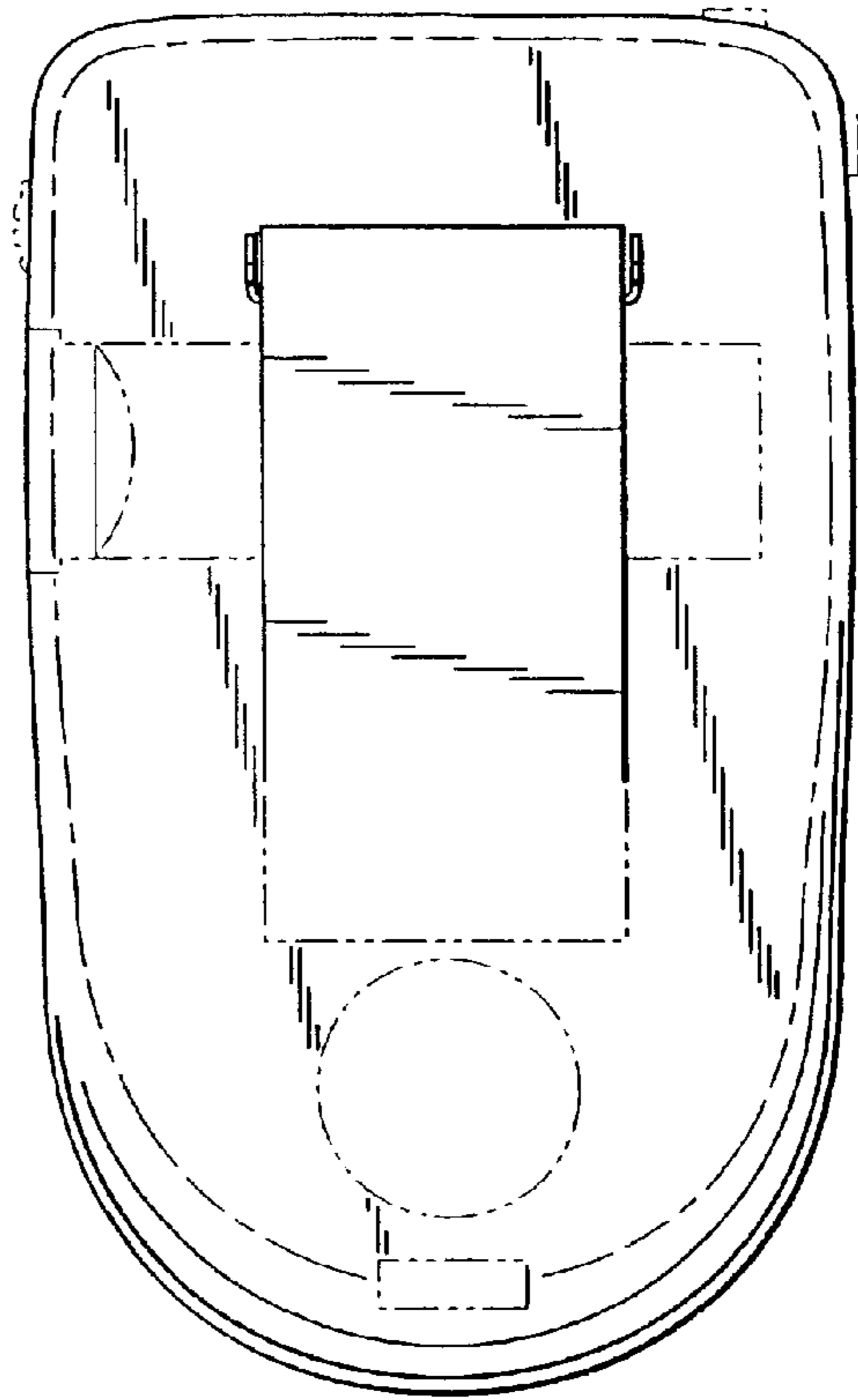
**Fig. 2**



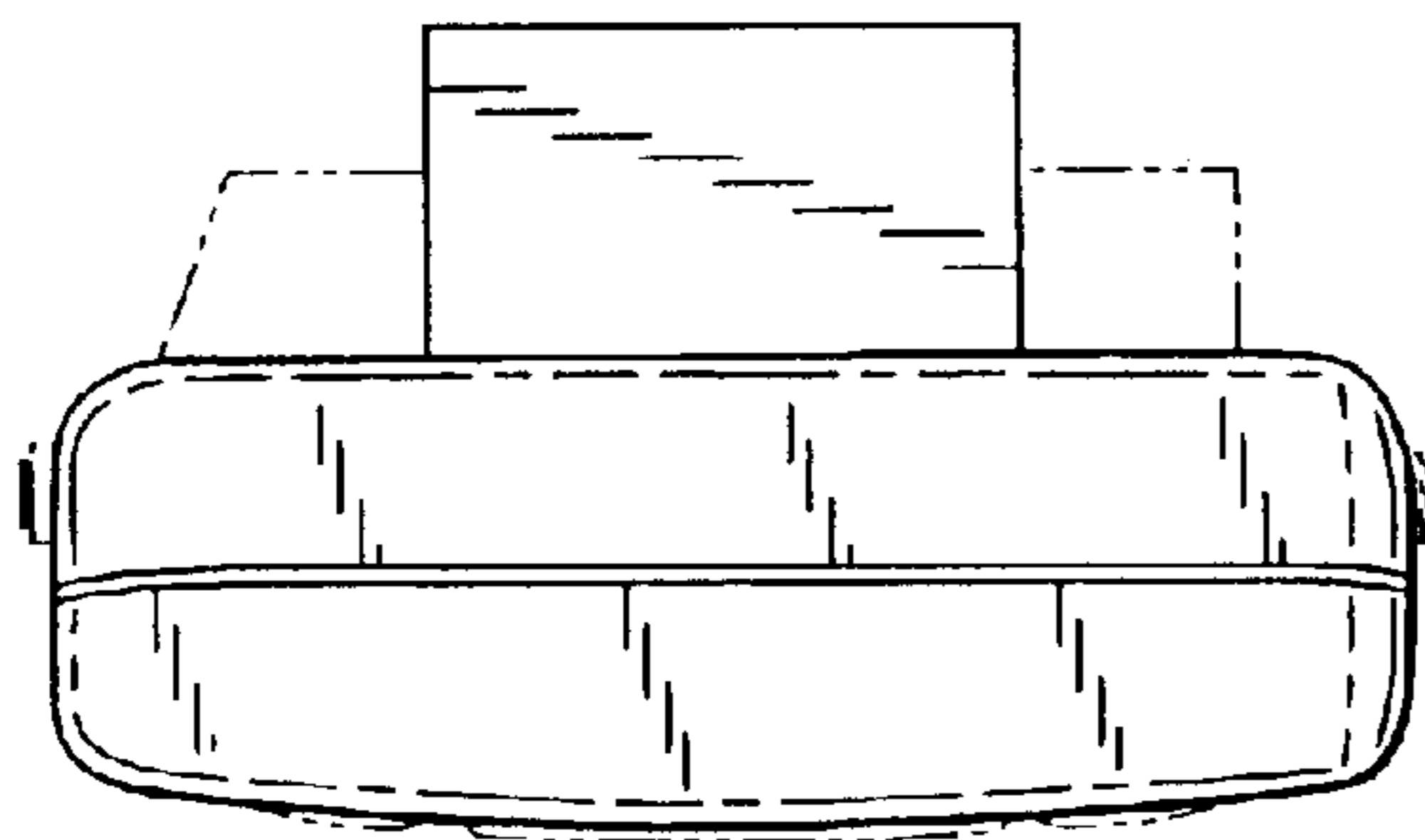
**Fig. 3**



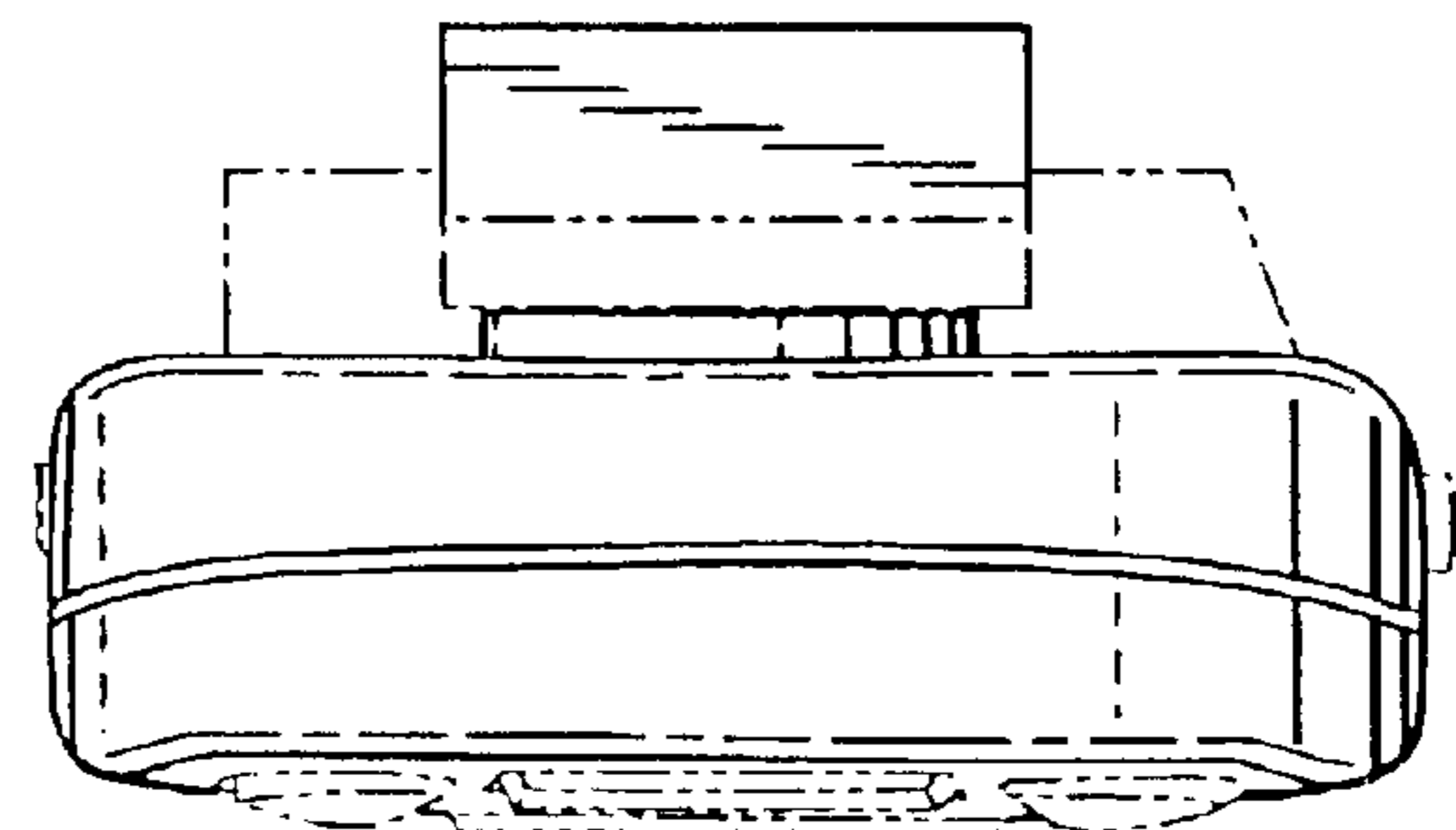
**Fig. 4**



**Fig. 5**



**Fig. 6**



**Fig. 7**