

US00D495671S1

(12) **United States Design Patent**
Piacenza

(10) **Patent No.:** **US D495,671 S**
(45) **Date of Patent:** **** Sep. 7, 2004**

(54) **MOBILE TELEPHONE**

(75) **Inventor:** **Donna Piacenza**, Chicago, IL (US)

(73) **Assignee:** **Sendo International Limited** (HK)

(**) **Term:** **14 Years**

(21) **Appl. No.:** **29/188,435**

(22) **Filed:** **Aug. 19, 2003**

(30) **Foreign Application Priority Data**

Feb. 21, 2003 (GB) 3011089

(51) **LOC (7) Cl.** **14-03**

(52) **U.S. Cl.** **D14/138**

(58) **Field of Search** D14/137, 138,
D14/218, 147-148, 247-248, 144, 341-347;
379/433.01-433.13, 419, 434, 428.01-428.04,
420.01-420.04, 440; D10/65, 78; 455/550.1-90.3;
D21/517; D13/168; D18/2, 7; 345/168,
169

(56) **References Cited**

U.S. PATENT DOCUMENTS

- D402,981 S * 12/1998 Galletti et al. D14/138
- D408,031 S * 4/1999 Salmi D14/138
- D410,000 S * 5/1999 Nuovo D14/138
- D412,901 S * 8/1999 Desbarats et al. D14/138
- D413,884 S * 9/1999 Ogawa D14/138
- 6,006,074 A * 12/1999 De Larminat et al. ... 455/575.1
- D425,057 S * 5/2000 Finkbeiner D14/138
- D429,708 S * 8/2000 Kodera et al. D14/138
- D430,158 S * 8/2000 Bhatia et al. D14/341
- D435,027 S * 12/2000 Wolf et al. D14/138
- D436,104 S * 1/2001 Bhatia et al. D14/341
- D439,230 S * 3/2001 Braxton et al. D14/138

- D446,509 S * 8/2001 Chiu D14/138
- D451,079 S * 11/2001 Ali D14/138
- D453,793 S * 2/2002 Hou D19/60
- D455,134 S * 4/2002 Kolinen D14/138
- D460,057 S * 7/2002 Hunt D14/138
- D468,280 S * 1/2003 Kim et al. D14/138
- D469,750 S * 2/2003 Nam D14/138
- D477,817 S * 7/2003 Luminosu et al. D14/138
- D479,216 S * 9/2003 Ho-Cheun et al. D14/138
- D484,477 S * 12/2003 Salmi D14/138
- D486,459 S * 2/2004 Zeiger et al. D14/138
- D487,070 S * 2/2004 Ludwig D14/138
- D487,258 S * 3/2004 Fuxen D14/138
- 2003/0083106 A1 * 5/2003 Seo 455/566

FOREIGN PATENT DOCUMENTS

WO DM/059481 * 5/2001 14/3

* cited by examiner

Primary Examiner—Jeffrey Asch

(74) *Attorney, Agent, or Firm*—MacMillan, Sobanski & Todd, LLC

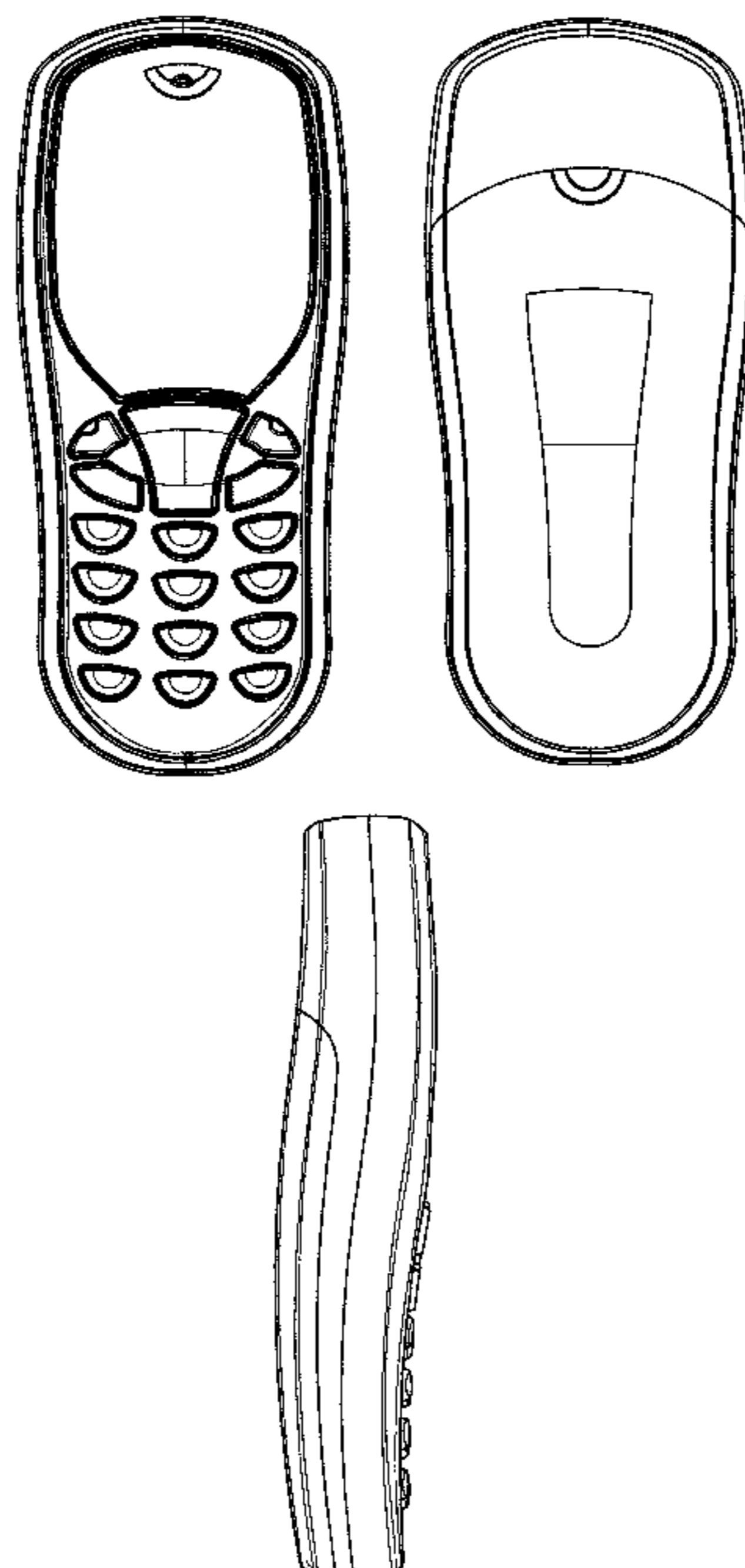
(57) **CLAIM**

The ornamental design for a mobile telephone, as shown and described.

DESCRIPTION

FIG. 1 is a perspective view as seen from the upper right front of a mobile telephone showing my new design; FIG. 2 is a front elevational view thereof; FIG. 3 is a rear elevational view thereof; FIG. 4 is a top view thereof; FIG. 5 is a bottom view thereof; FIG. 6 is a left side view thereof; and, FIG. 7 is a right side view thereof.

1 Claim, 4 Drawing Sheets



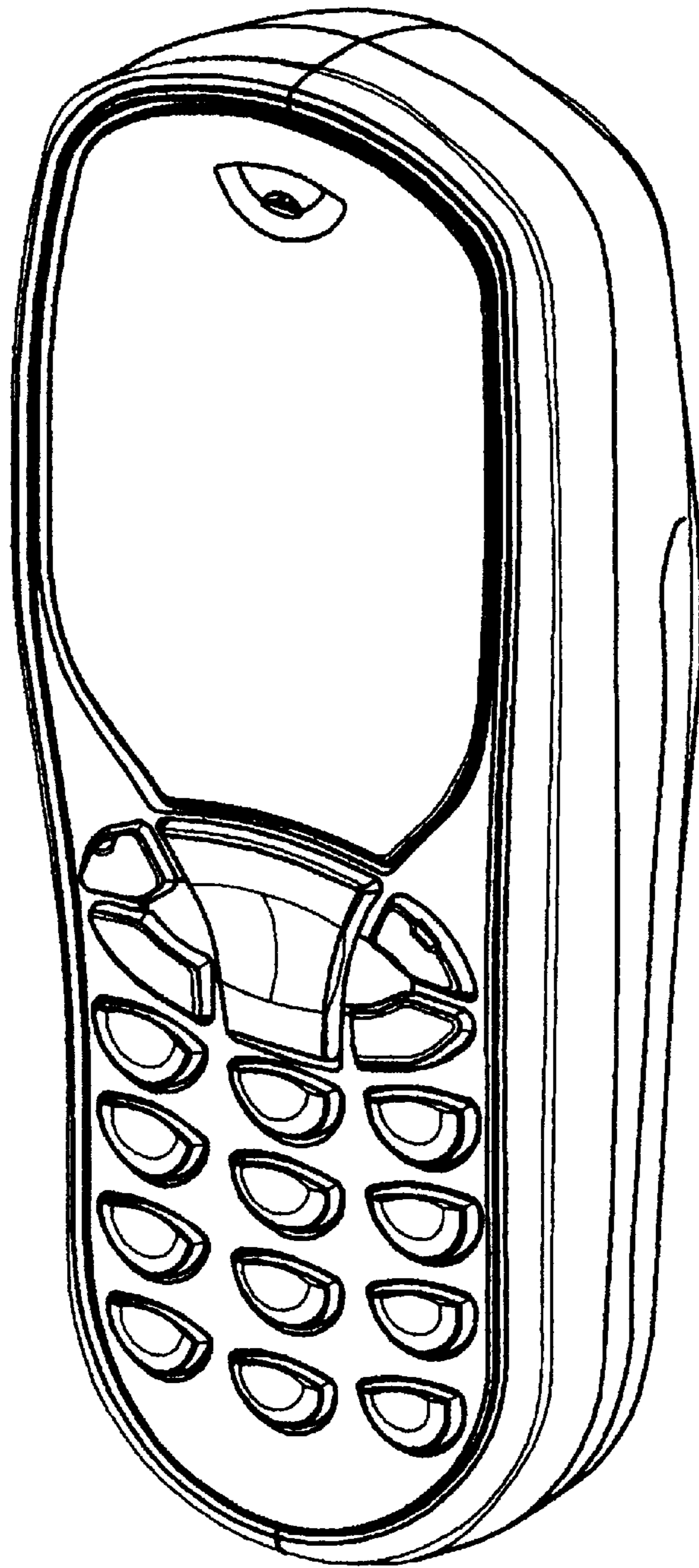


Fig. 1

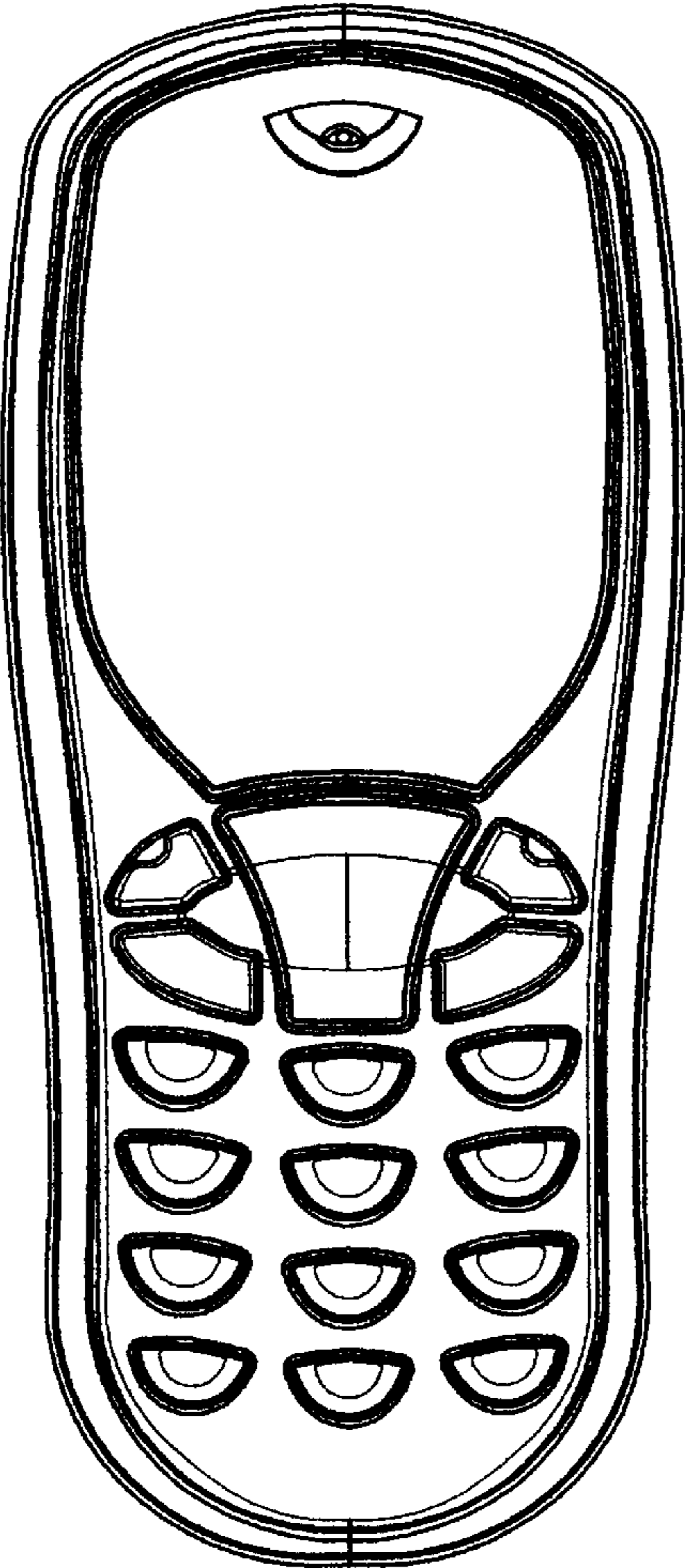


Fig. 2

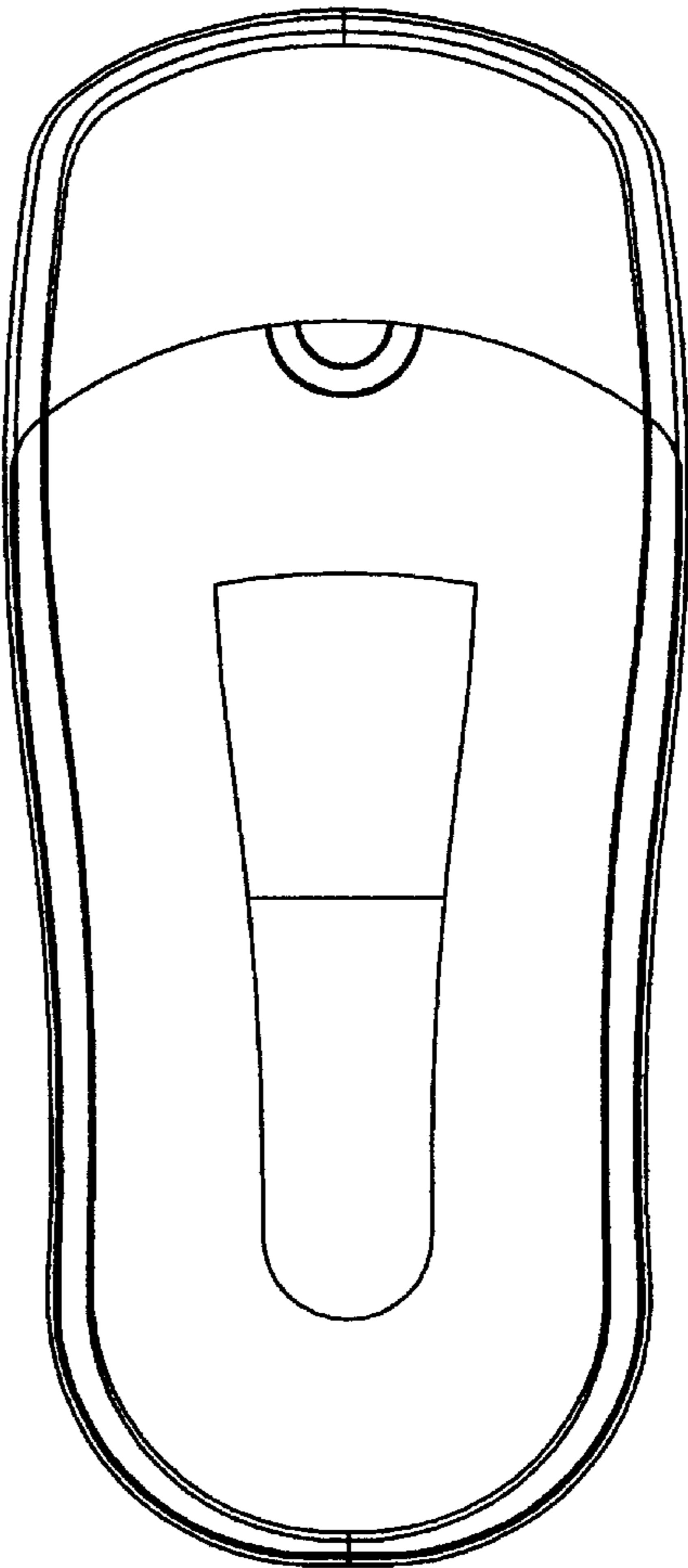


Fig. 3




Fig. 4

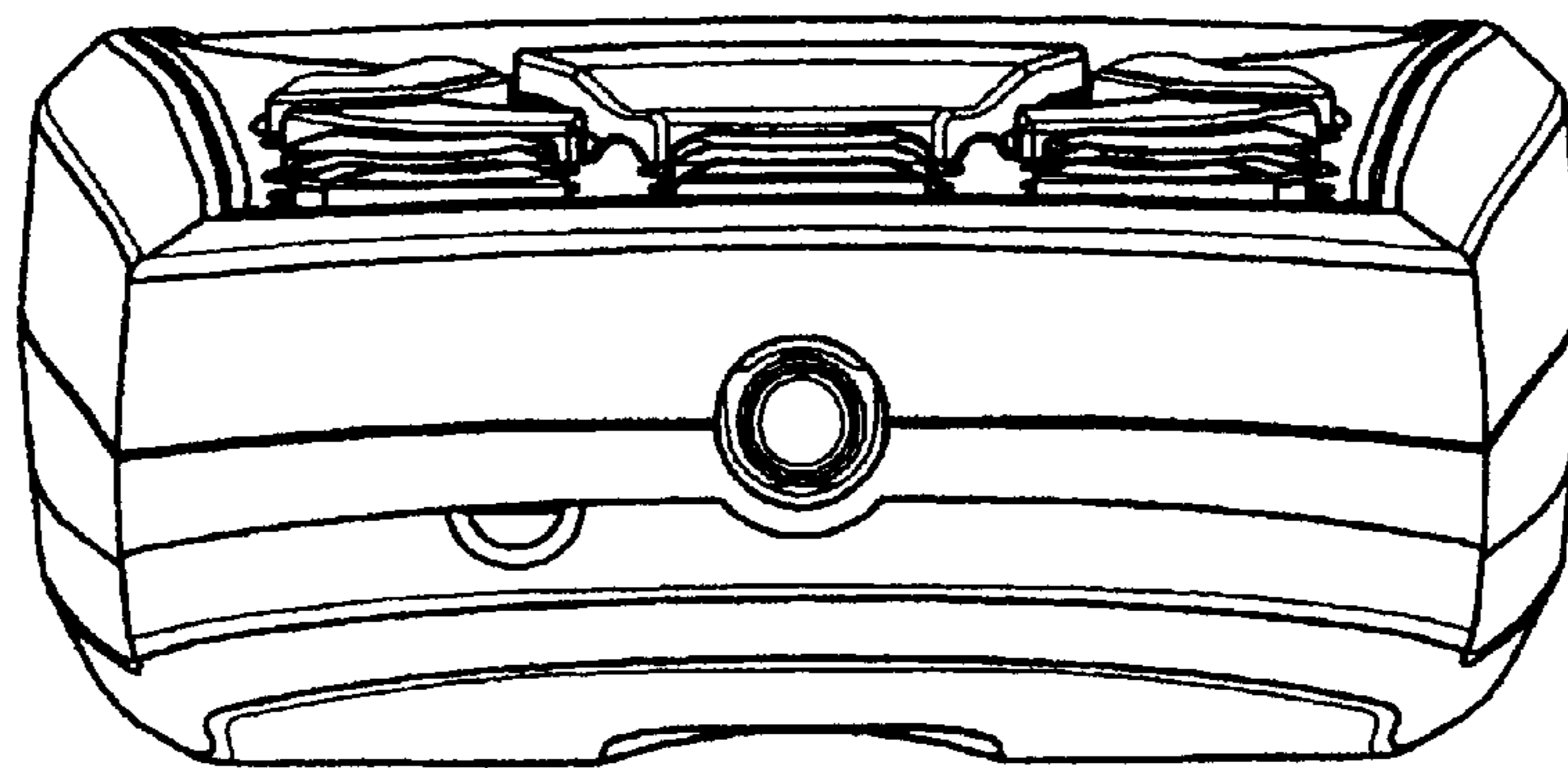


Fig. 5

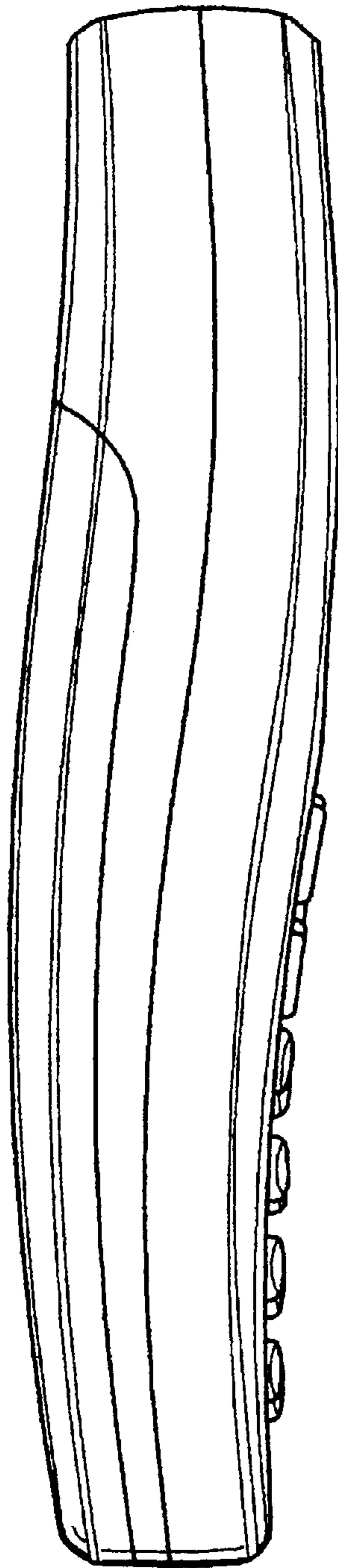


Fig. 6

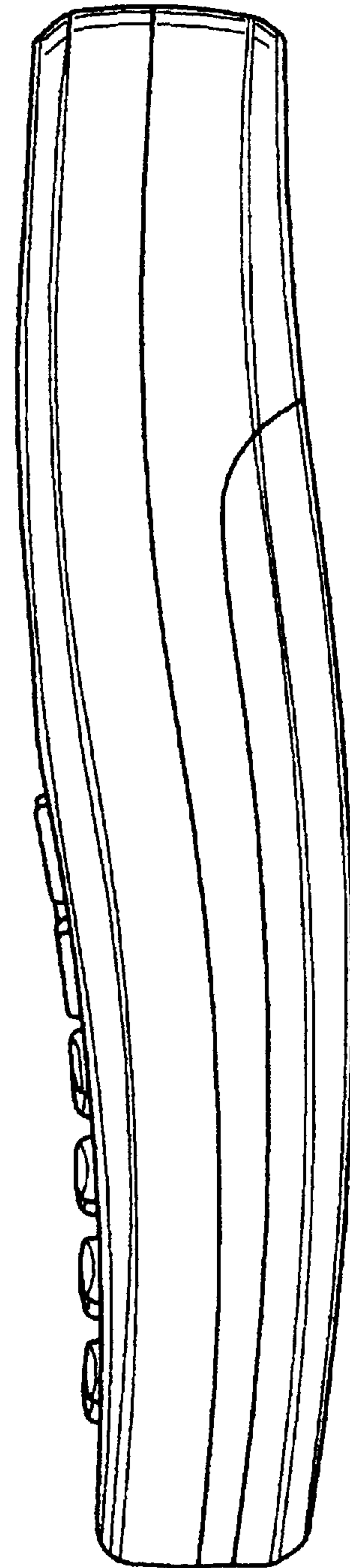


Fig. 7