

US00D495670S1

(12) **United States Design Patent**
Sakagami

(10) **Patent No.:** **US D495,670 S**

(45) **Date of Patent:** **** Sep. 7, 2004**

(54) **VIDEO DISK PLAYER**

(75) **Inventor:** **Yuichi Sakagami, Daito (JP)**

(73) **Assignee:** **Funai Electric Co., Ltd., Osaka (JP)**

(**) **Term:** **14 Years**

(21) **Appl. No.:** **29/190,798**

(22) **Filed:** **Sep. 29, 2003**

(30) **Foreign Application Priority Data**

Apr. 23, 2003 (JP) 2003-011469

(51) **LOC (7) Cl.** **14-01**

(52) **U.S. Cl.** **D14/136**

(58) **Field of Search** D14/135-136,
D14/160-168, 188, 192-198, 156-157,
138, 144, 147, 150; 455/100, 344, 347-351

(56) **References Cited**

U.S. PATENT DOCUMENTS

D385,275 S * 10/1997 Ito et al. D14/156

5,859,828 A * 1/1999 Ishibashi 369/75.1
D432,513 S * 10/2000 Takahashi D14/156
D459,334 S * 6/2002 Tsuge D14/156

* cited by examiner

Primary Examiner—Nanda Bondade

(74) *Attorney, Agent, or Firm*—Sughrue Mion, PLLC

(57) **CLAIM**

The ornamental design for a video disk player, as shown.

DESCRIPTION

FIG. 1 is a perspective view of the top, front and right side of a video disk player showing my new design;

FIG. 2 is a front view thereof;

FIG. 3 is a rear view thereof;

FIG. 4 is a right side view thereof;

FIG. 5 is a left side view thereof;

FIG. 6 is a top plan view thereof; and,

FIG. 7 is a bottom plan view thereof.

1 Claim, 2 Drawing Sheets

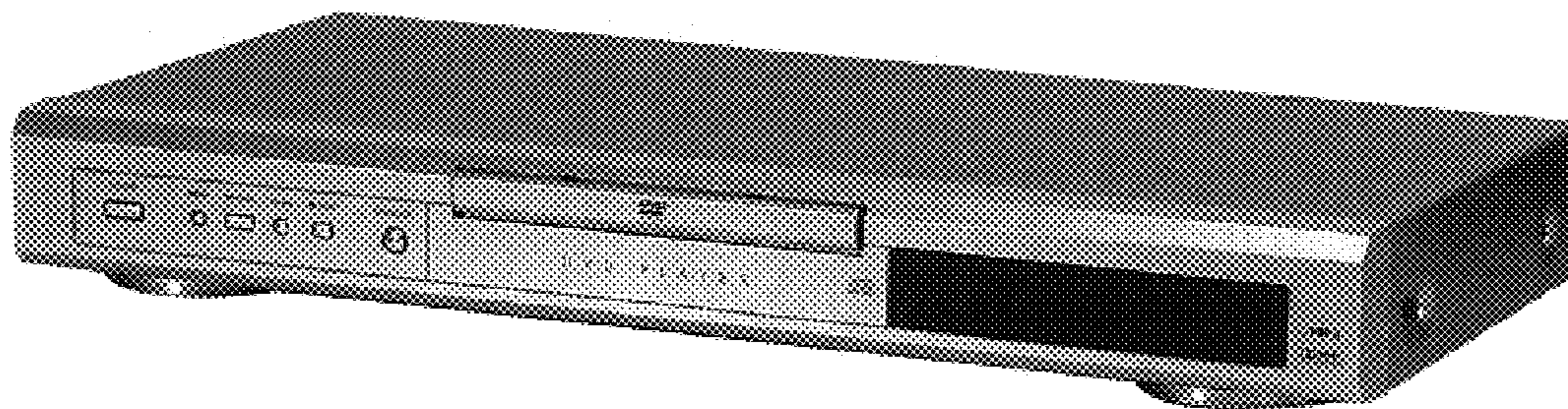


FIG. 1

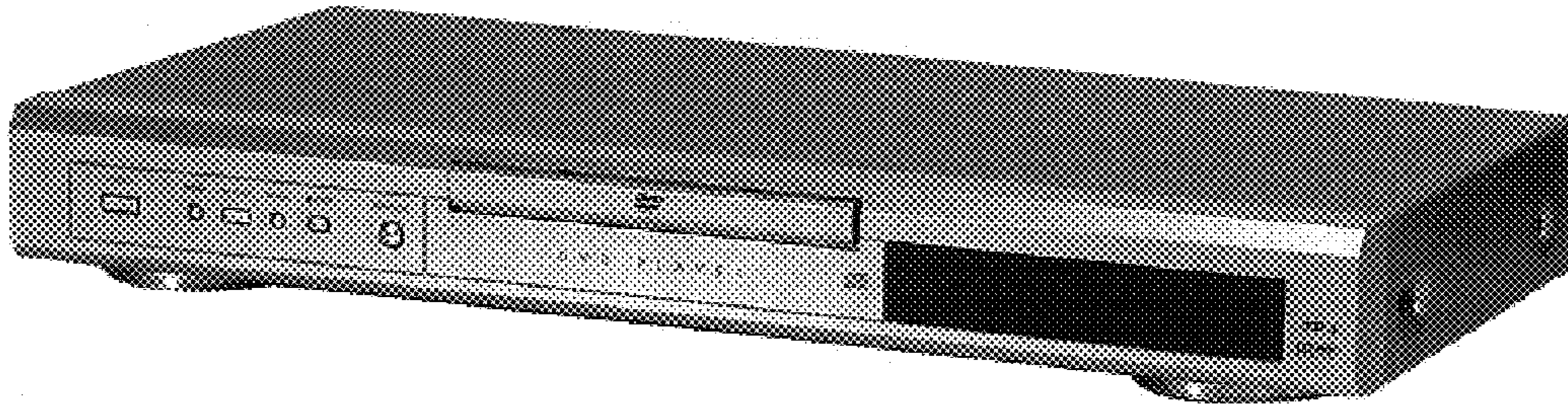


FIG. 2

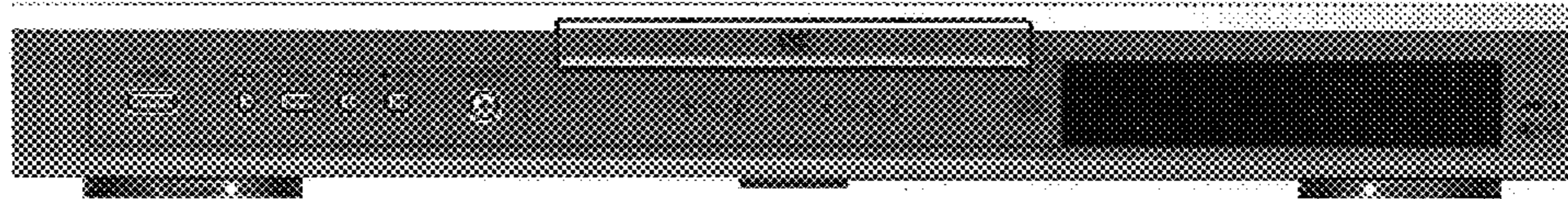


FIG. 3




FIG. 4




FIG. 5




FIG. 6




FIG. 7

