

US00D495669S1

(12) **United States Design Patent**
Kajita

(10) **Patent No.:** **US D495,669 S**

(45) **Date of Patent:** **** Sep. 7, 2004**

(54) **COMBINED VIDEO TAPE RECORDER AND DISK PLAYER**

5,859,828 A * 1/1999 Ishibashi 369/75.1
D431,546 S * 10/2000 Ito et al. D14/167
D435,031 S * 12/2000 Uchiyama D14/156

(75) Inventor: **Yukihiro Kajita**, Daito (JP)

* cited by examiner

(73) Assignee: **Funai Electric Company Limited**,
Osaka (JP)

Primary Examiner—Nanda Bondade

(74) *Attorney, Agent, or Firm*—Sughrue Mion, PLLC

(**) Term: **14 Years**

(57) **CLAIM**

(21) Appl. No.: **29/190,796**

The ornamental design for a combined video tape recorder and disk player, as shown and described.

(22) Filed: **Sep. 29, 2003**

DESCRIPTION

(30) **Foreign Application Priority Data**

Apr. 23, 2003 (JP) 2003-011468

(51) **LOC (7) Cl.** **14-01**

(52) **U.S. Cl.** **D14/135; D14/156; D14/168**

(58) **Field of Search** D14/135-136,
D14/160-168, 188, 192-198, 156-157,
138, 144, 147, 150; 455/100, 344, 347-351

FIG. 1 is a perspective view of the top, front and right side of a combined video tape recorder and disk player with the disk holder in the extended position showing my new design;

FIG. 2 is a front view thereof, with the disk holder in a closed position;

FIG. 3 is a rear view thereof;

FIG. 4 is a right side view thereof;

FIG. 5 is a left side view thereof;

FIG. 6 is a top plan view thereof; and,

FIG. 7 is a bottom plan view thereof.

(56) **References Cited**

U.S. PATENT DOCUMENTS

D286,041 S * 10/1986 Hiraoka et al. D14/156
D385,275 S * 10/1997 Ito et al. D14/156

1 Claim, 2 Drawing Sheets



FIG. 1



FIG. 2




FIG. 3




FIG. 4




FIG. 5




FIG. 6




FIG. 7

