

US00D495664S1

(12) **United States Design Patent** (10) **Patent No.:** **US D495,664 S**
Bender et al. (45) **Date of Patent:** **** Sep. 7, 2004**

(54) **LIGHT CONTROLLER WITH LENS**

(75) Inventors: **R. Kurt Bender**, Dripping Springs, TX (US); **Jonathan D. Williams**, Austin, TX (US); **Douglas D. Myron**, Austin, TX (US); **Willfred Goldschmidt**, Weston, CT (US)

(73) Assignee: **Hubbell Incorporated**, Orange, CT (US)

(**) Term: **14 Years**

(21) Appl. No.: **29/161,497**

(22) Filed: **May 30, 2002**

(51) **LOC (7) Cl.** **13-03**

(52) **U.S. Cl.** **D13/165**

(58) **Field of Search** D10/104, 106;
D9/521, 549, 550, 551, 563, 564; D13/165;
174/52.1; 250/239, 353; 307/116; 340/501,
541, 567

(56) **References Cited**

U.S. PATENT DOCUMENTS

4,090,091 A * 5/1978 Brown et al. 307/116
4,496,905 A 1/1985 Forte et al. 324/414
D296,302 S * 6/1988 Weber D9/521

(List continued on next page.)

OTHER PUBLICATIONS

“Installation and use of LightBAT™ G2 Laser Alignment Tool LB-LAT-1,” 2 pages, Brochure from MYTECH Corporation, Feb. 28, 2002.

“LightBAT G2 Accessories,” 1 page, Brochure from MYTECH Corporation, Feb. 19, 2002.

“LightBAT G2—Dual-level Switching Controller and PIR Sensor,” 4 pages, Brochure from MYTECH Corporation, Mar. 5, 2002.

MYzer™ Port Application Guide, 2 pages, brochure from MYTECH Corporation, Jul. 10, 2001.

“MYzer™ Port Connector System (Quick Connection to MYTECH’s LightBat G2™ HID Hi/Low Controller),” 1 page, Brochure from MYTECH Corporation, Jul. 10, 2001.

“See the Light, Automatic Lighting, Occupancy Sensors & HID Controls,” the MYTECH 2002 Product Catalog, MYTECH Corporation, Jan. 3, 2002.

“The Light/BAT™ G2 integrated HID Dual Level Switching Controller and Sensor,” 7 pages, brochure from MYTECH Corporation, Jun. 6, 2001.

Primary Examiner—Philip S. Hyder
Assistant Examiner—Selina Sikder

(74) *Attorney, Agent, or Firm*—Fulbright & Jaworski L.L.P.

(57) **CLAIM**

The ornamental design for a light controller with lens, as shown and described.

DESCRIPTION

FIG. 1 is a perspective view of the top, right, and front views of a first embodiment of our design;

FIG. 2 is a perspective view of the bottom, left, and rear views of the first embodiment of our design;

FIG. 3 is a view of the right side of the first embodiment of our design, the left side view being identical in all claimed respects;

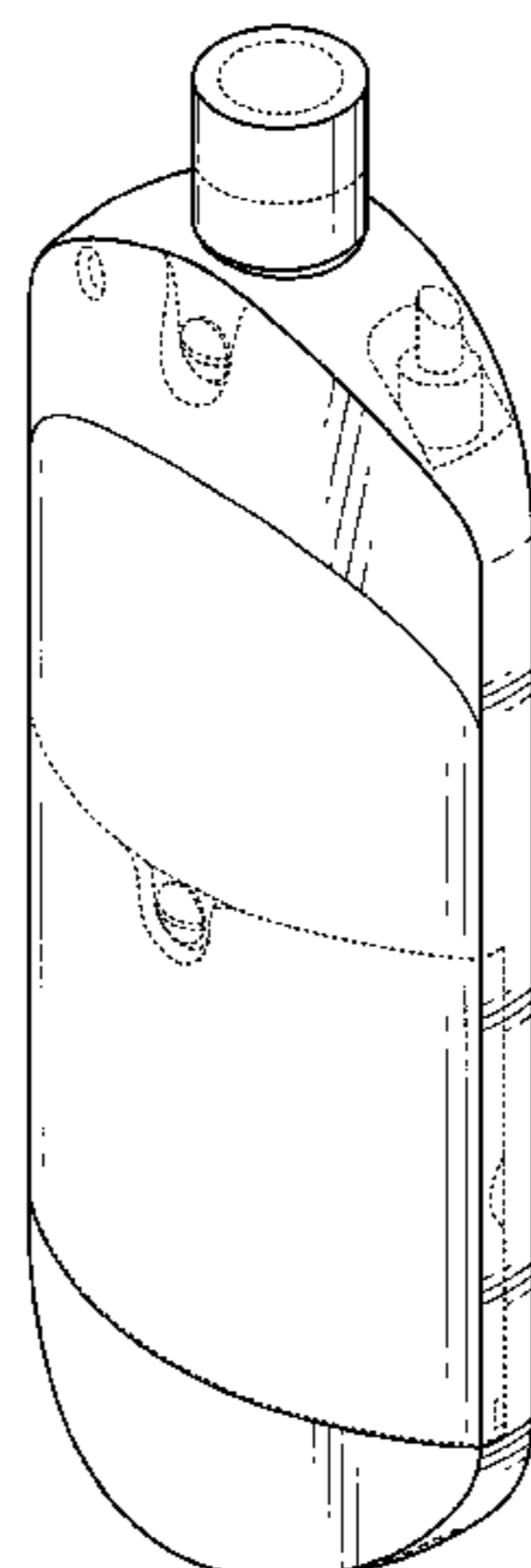
FIG. 4 is a perspective view of the top, right, and front views of a second embodiment of our design;

FIG. 5 is a perspective view of the bottom, left, and rear views of the second embodiment of our design; and,

FIG. 6 is a view of the right side of the second embodiment of our design, the left side view being identical in all claimed respects.

The only difference between the first embodiment of our design shown in FIGS. 1–3 and the second embodiment of our design shown in FIGS. 4–6 is the addition of a door in the second embodiment. Such a door is shown in dotted lines in the first embodiment and, thus, forms no part of the claimed design of the first embodiment. Moreover, the dotted lines shown in the figures represent environmental structure and form no part of the claimed design.

1 Claim, 6 Drawing Sheets



US D495,664 S

Page 2

U.S. PATENT DOCUMENTS

5,046,961 A	9/1991	Hoffman	439/141	5,782,653 A	7/1998	Sandor	439/467
5,108,297 A	4/1992	Hoffman et al.	439/134	5,885,099 A	3/1999	Sandor	439/467
5,128,654 A *	7/1992	Griffin et al.	340/567	5,986,357 A	11/1999	Myron et al.	307/116
5,280,966 A	1/1994	Morris et al.	285/89	6,037,593 A *	3/2000	Santoro	250/353
5,323,116 A	6/1994	Atria	324/511	6,078,253 A	6/2000	Fowler	340/501
5,365,062 A *	11/1994	Saffari et al.	250/239	6,087,834 A	7/2000	Tury et al.	324/414
5,557,207 A	9/1996	Duve	324/414	6,222,191 B1	4/2001	Myron et al.	250/353
5,562,483 A	10/1996	Hoffman	439/469	6,288,642 B1 *	9/2001	Dohrmann	340/540
5,640,143 A	6/1997	Myron et al.	340/541					

* cited by examiner

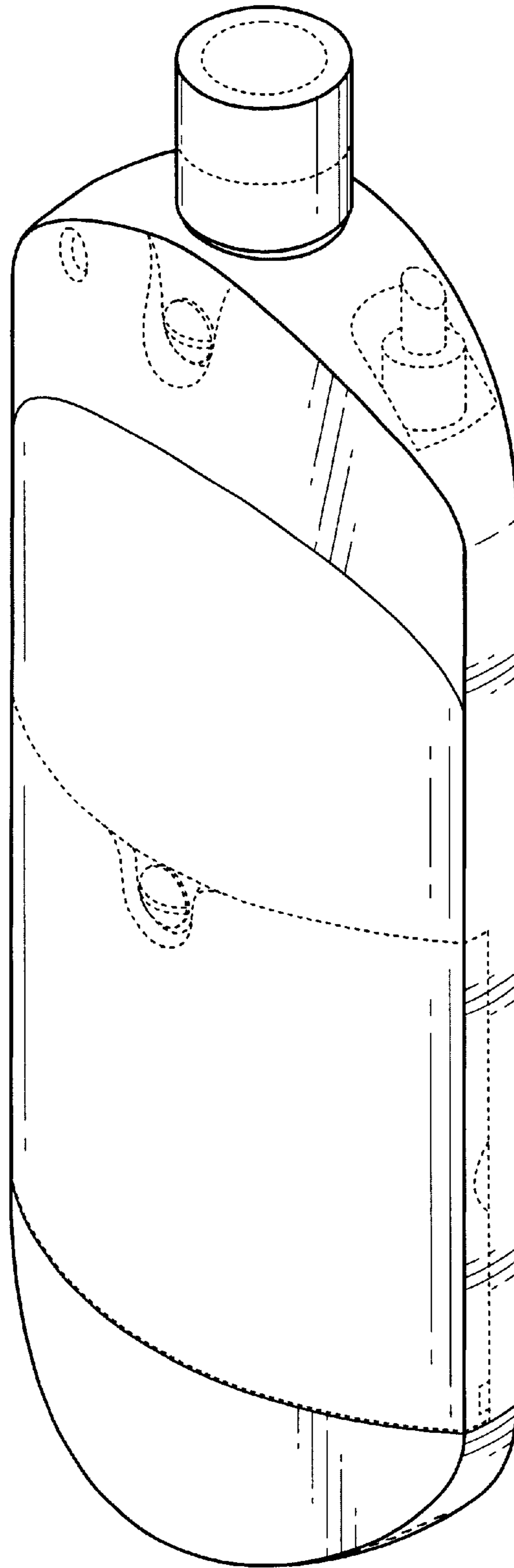


FIG. 1

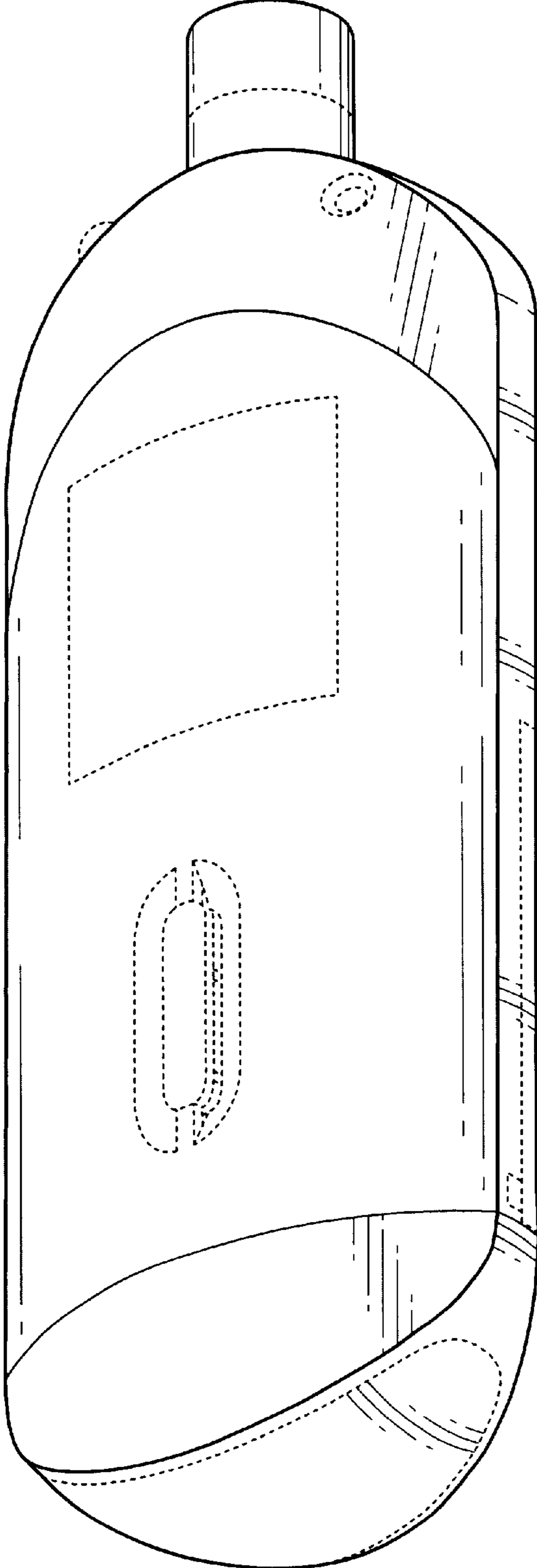


FIG. 2

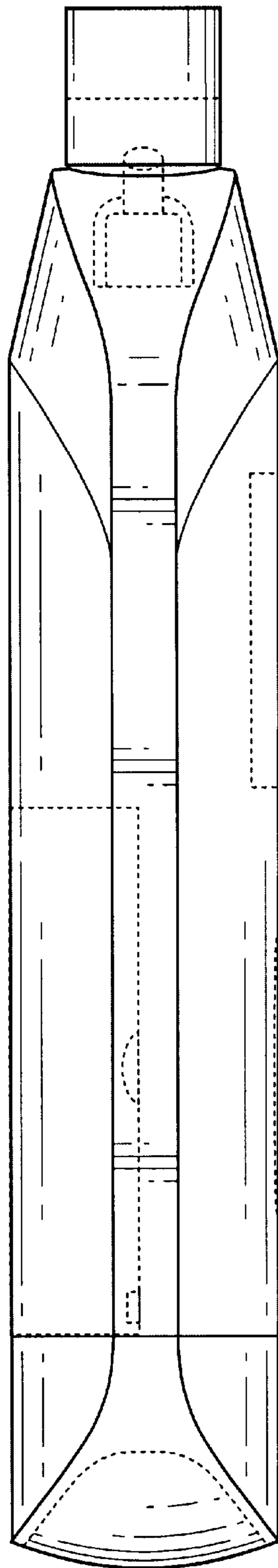


FIG. 3

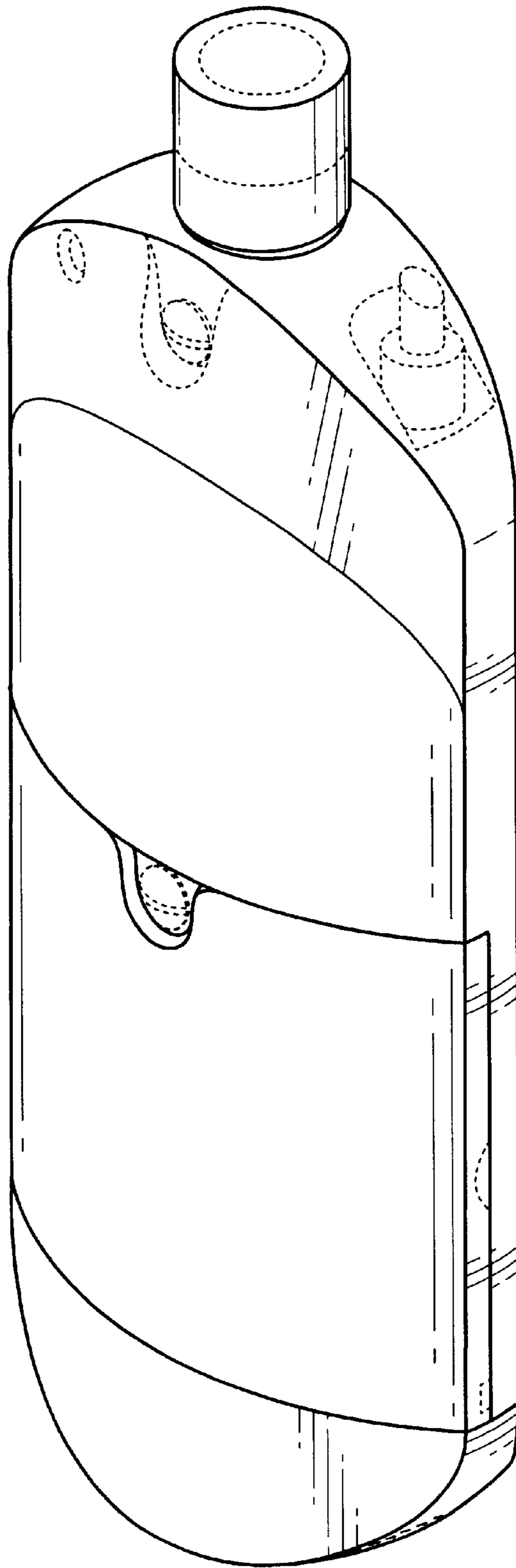


FIG. 4

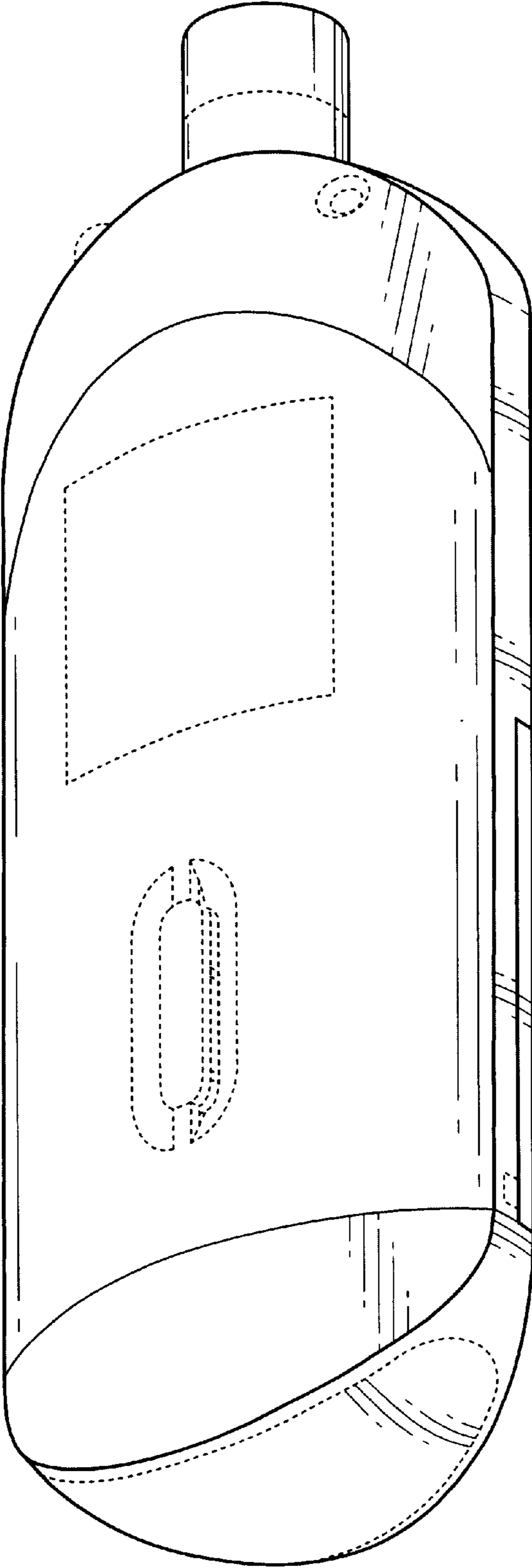


FIG. 5

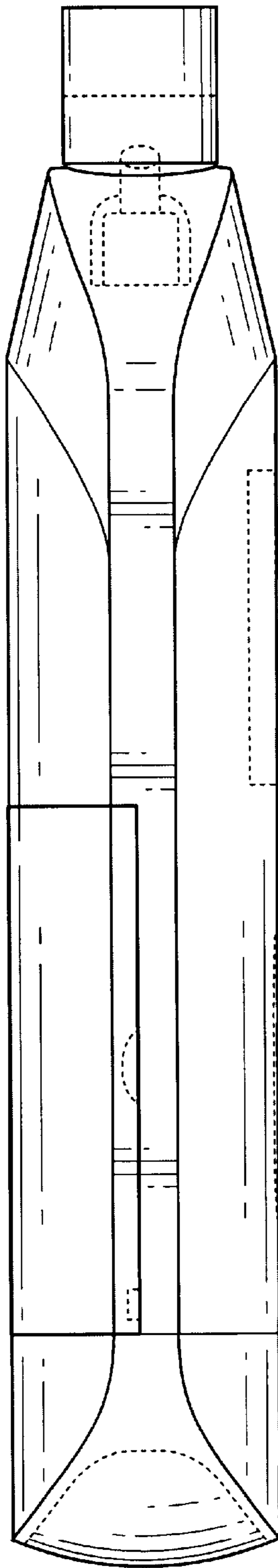


FIG. 6