

US00D495656S1

(12) **United States Design Patent** (10) **Patent No.:** **US D495,656 S**
Faunce et al. (45) **Date of Patent:** **** Sep. 7, 2004**

(54) **BATTERY CHARGER HOUSING**

D479,824 S * 9/2003 Arkin et al. D13/144
D481,358 S * 10/2003 Hsiao D13/144

(75) Inventors: **Rita L. Faunce**, Algonquin, IL (US);
Joseph A. Laurx, Elmhurst, IL (US);
Robert F. Wentink, Chicago, IL (US)

* cited by examiner

Primary Examiner—Joel Sincavage

(73) Assignee: **International Components Corporation**, Westchester, IL (US)

(74) *Attorney, Agent, or Firm*—Katten Muchin Zavis Rosenman; John S. Paniaguas

(**) Term: **14 Years**

(57) **CLAIM**

The ornamental design for the battery charger housing, as shown.

(21) Appl. No.: **29/195,426**

(22) Filed: **Dec. 11, 2003**

DESCRIPTION

(51) **LOC (7) Cl.** **13-02**

FIG. 1 is a perspective view of a battery charger housing in accordance with the present invention.

(52) **U.S. Cl.** **D13/107; D13/144**

FIG. 2 is a front view of the battery charger housing illustrated in FIG. 1.

(58) **Field of Search** D13/107, 108,
D13/144; D14/251, 253; 320/107-116

FIG. 3 is a side view of the battery charger housing illustrated in FIG. 1.

(56) **References Cited**

FIG. 4 is a top view of the battery charger housing illustrated in FIG. 1; and,

U.S. PATENT DOCUMENTS

FIG. 5 is a bottom view of the battery charger housing illustrated in FIG. 1.

2,605,318	A	*	7/1952	Morgenstern	439/668
D263,951	S	*	4/1982	Antretter et al.	D13/144
5,201,677	A	*	4/1993	Takayama	439/668
5,431,585	A	*	7/1995	Fan	439/668
D401,222	S	*	11/1998	LeBlanc	D13/144
D469,400	S	*	1/2003	Shor et al.	D13/107
D473,191	S	*	4/2003	Shen	D13/144

The broken lines throughout the drawings are included for the purpose of illustrating portions of the battery charger housing form no part of the claimed design.

1 Claim, 3 Drawing Sheets



Fig. 1



Fig. 2

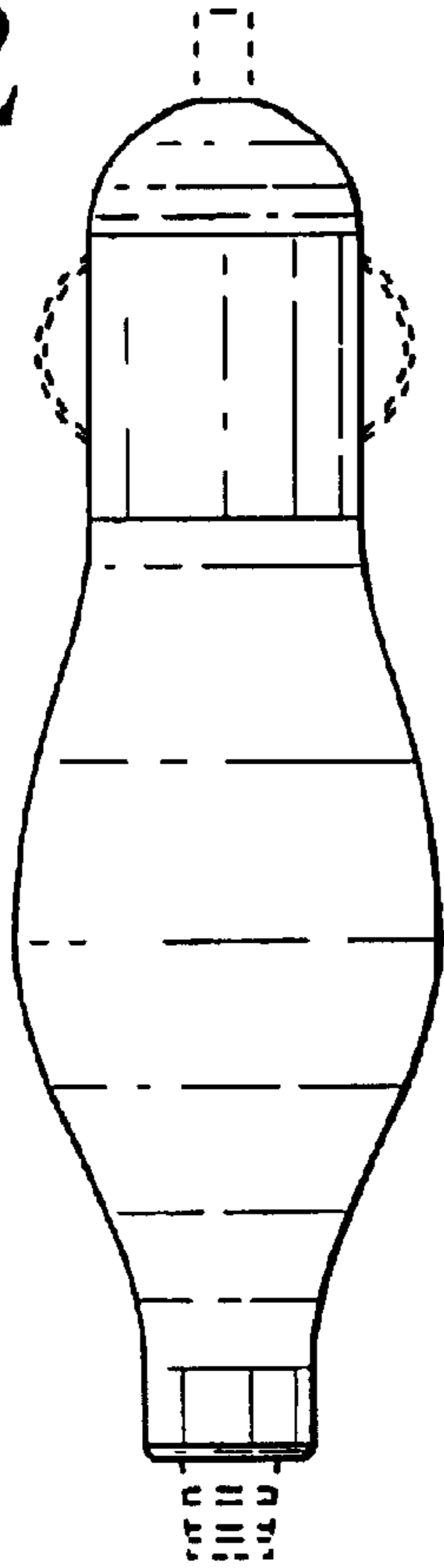


Fig. 3

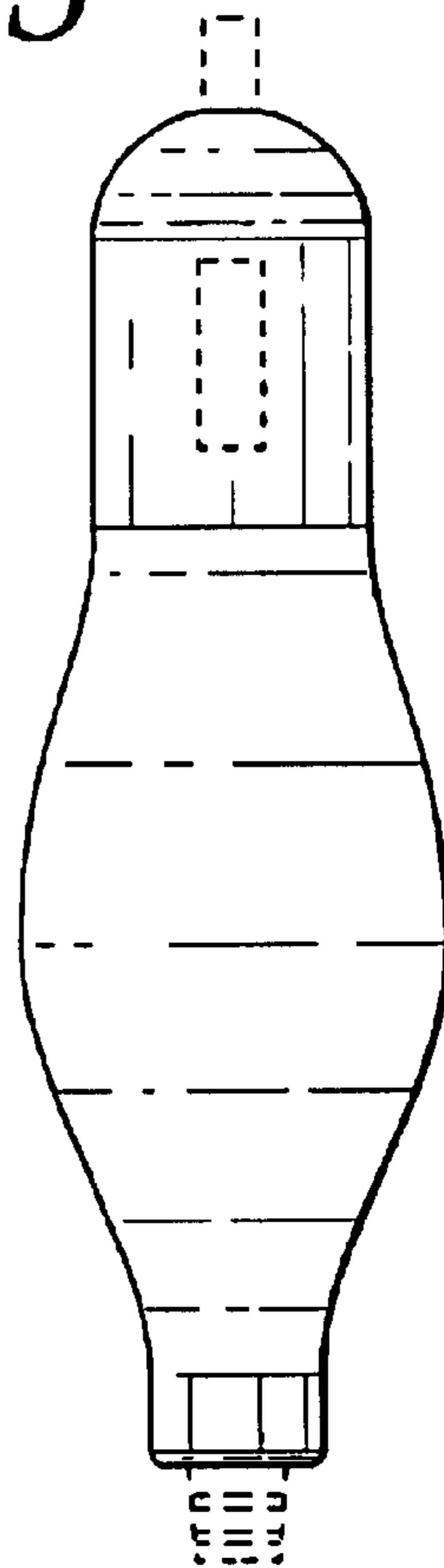


Fig. 4

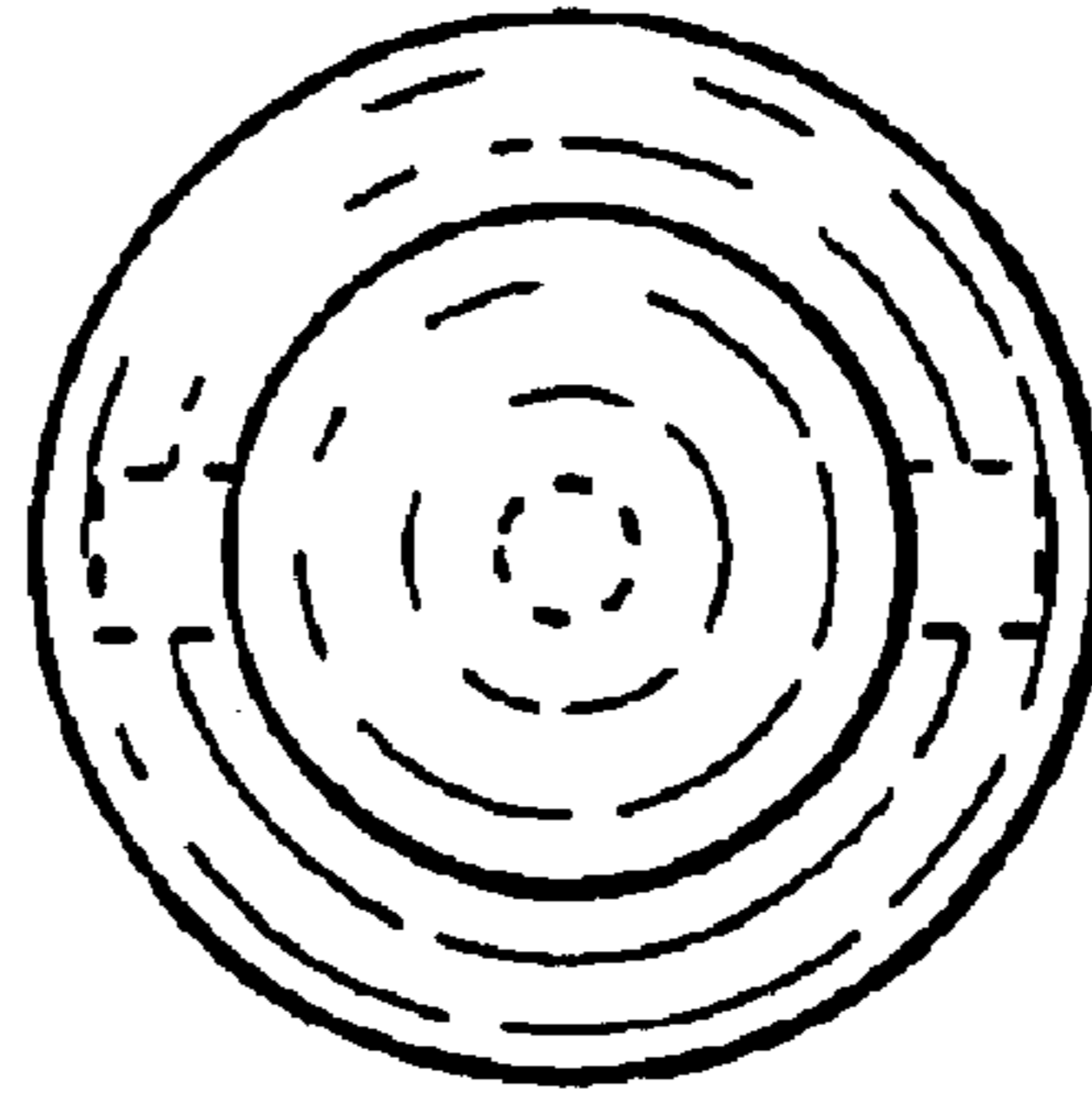


Fig. 5

