



US00D495651S1

(12) **United States Design Patent**
Chung

(10) **Patent No.:** **US D495,651 S**

(45) **Date of Patent:** **** Sep. 7, 2004**

(54) **AUTOMOTIVE WHEEL**

(75) **Inventor:** **Suny Chung**, Yorba Linda, CA (US)

(73) **Assignee:** **MKW Alloy Inc.**, City of Industry

(**) **Term:** **14 Years**

(21) **Appl. No.:** **29/198,128**

(22) **Filed:** **Jan. 27, 2004**

(51) **LOC (7) Cl.** **12-16**

(52) **U.S. Cl.** **D12/209**

(58) **Field of Search** **D12/204-213;**
301/37.101, 64.101, 65

D466,461 S	*	12/2002	Kataoka	D12/209
D466,464 S	*	12/2002	Hodges	D12/209
D466,849 S	*	12/2002	Lee	D12/209
D479,172 S	*	9/2003	Sulahian	D12/209
D480,034 S	*	9/2003	Donikoglu	D12/209
D480,345 S	*	10/2003	Kataoka	D12/209
D481,342 S	*	10/2003	Kang	D12/209

* cited by examiner

Primary Examiner—Stacia Cadmus

(57) **CLAIM**

The ornamental design for an automotive wheel, as shown and described.

DESCRIPTION

FIG. 1 is an oblique view of the automotive wheel of the instant invention; and,

FIG. 2 is a front elevation view of the automotive wheel of the instant invention.

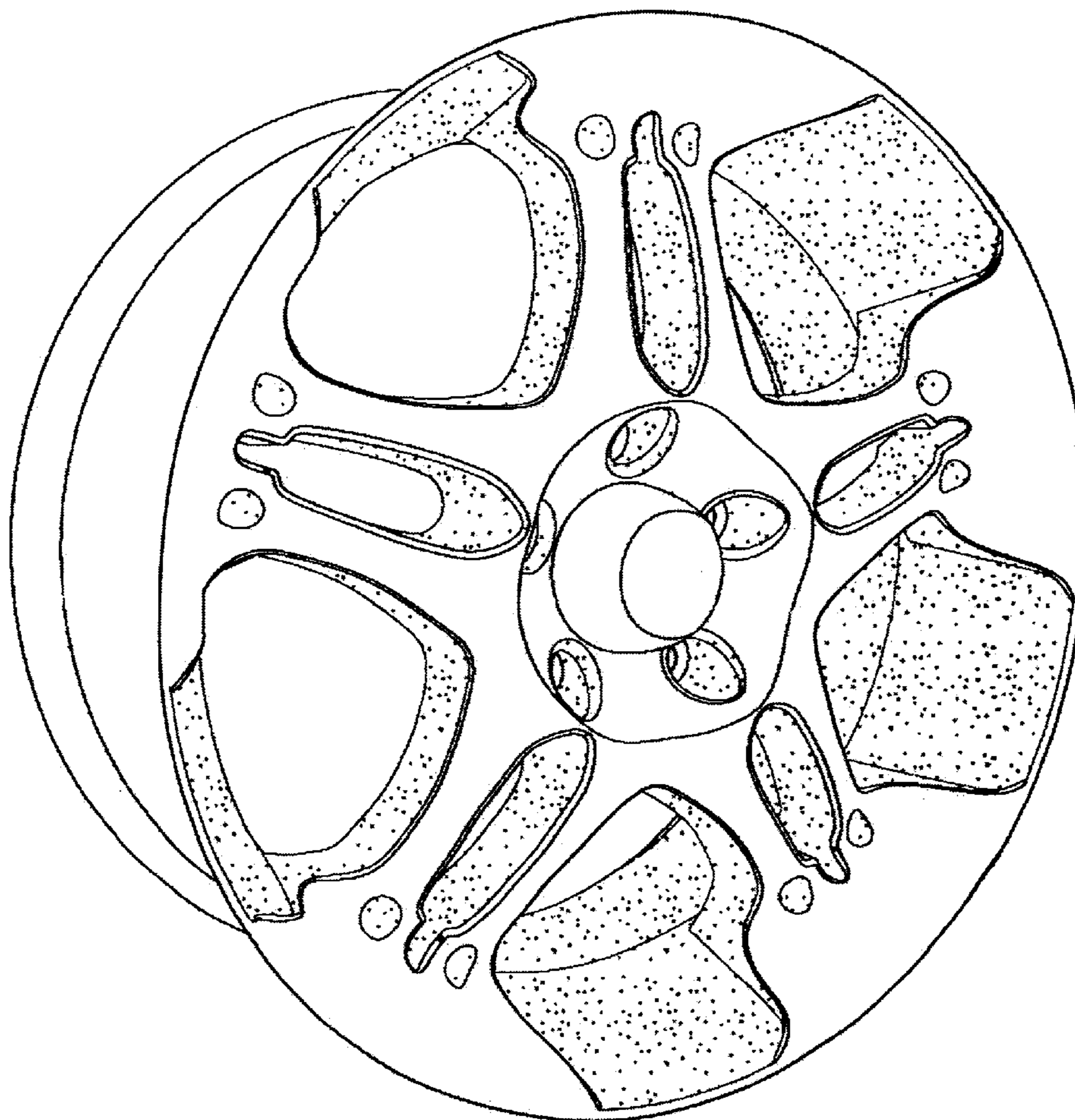
The broken line showing of environment is for illustrative purposed and forms no part of the claimed design.

1 Claim, 2 Drawing Sheets

(56) **References Cited**

U.S. PATENT DOCUMENTS

D451,461 S	*	12/2001	Arellano	D12/209
D455,385 S	*	4/2002	Chung	D12/209
D458,205 S	*	6/2002	McCowin	D12/209
D463,348 S	*	9/2002	Kataoka	D12/209
D466,071 S	*	11/2002	Lee	D12/211



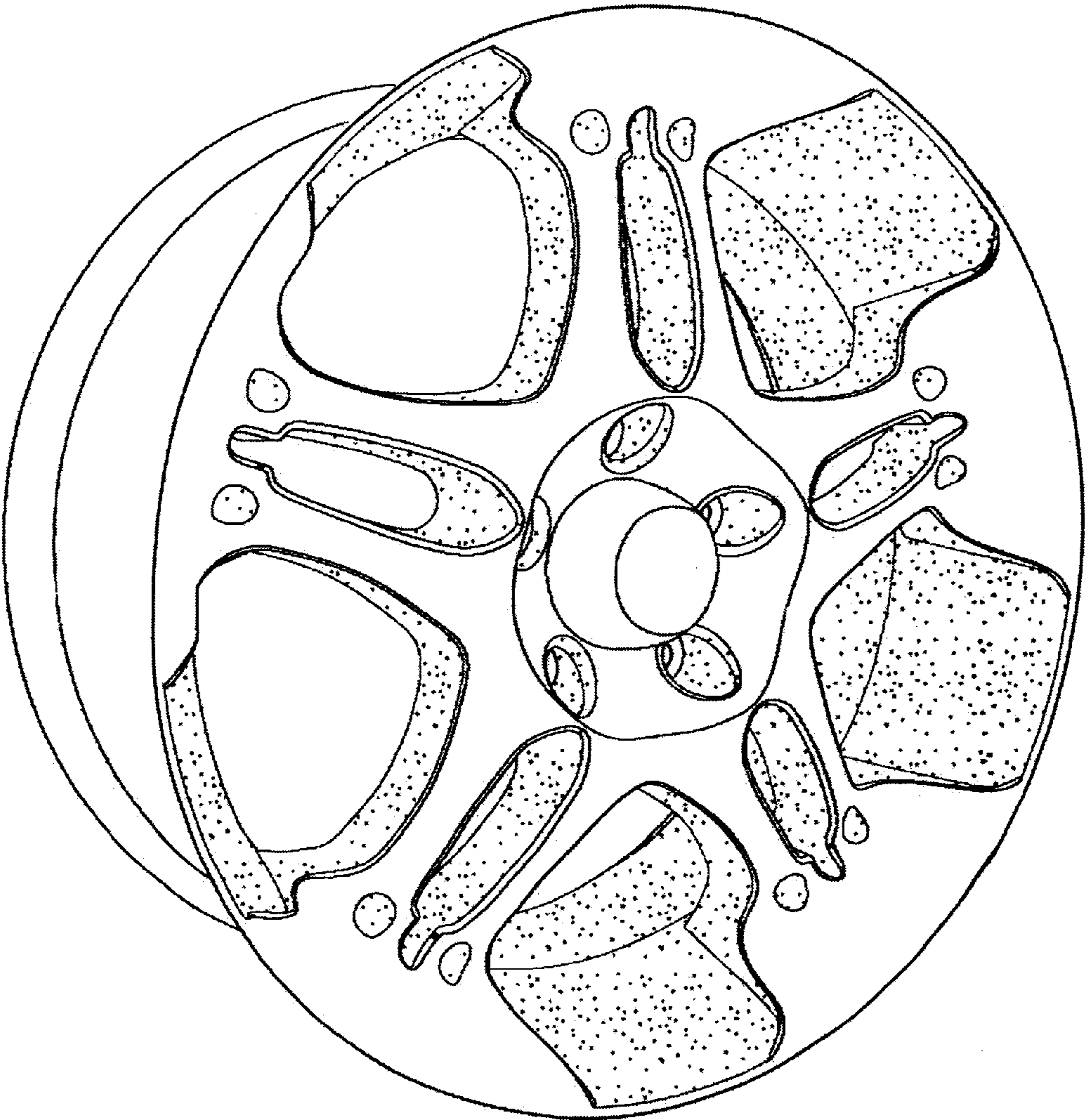


FIGURE 1

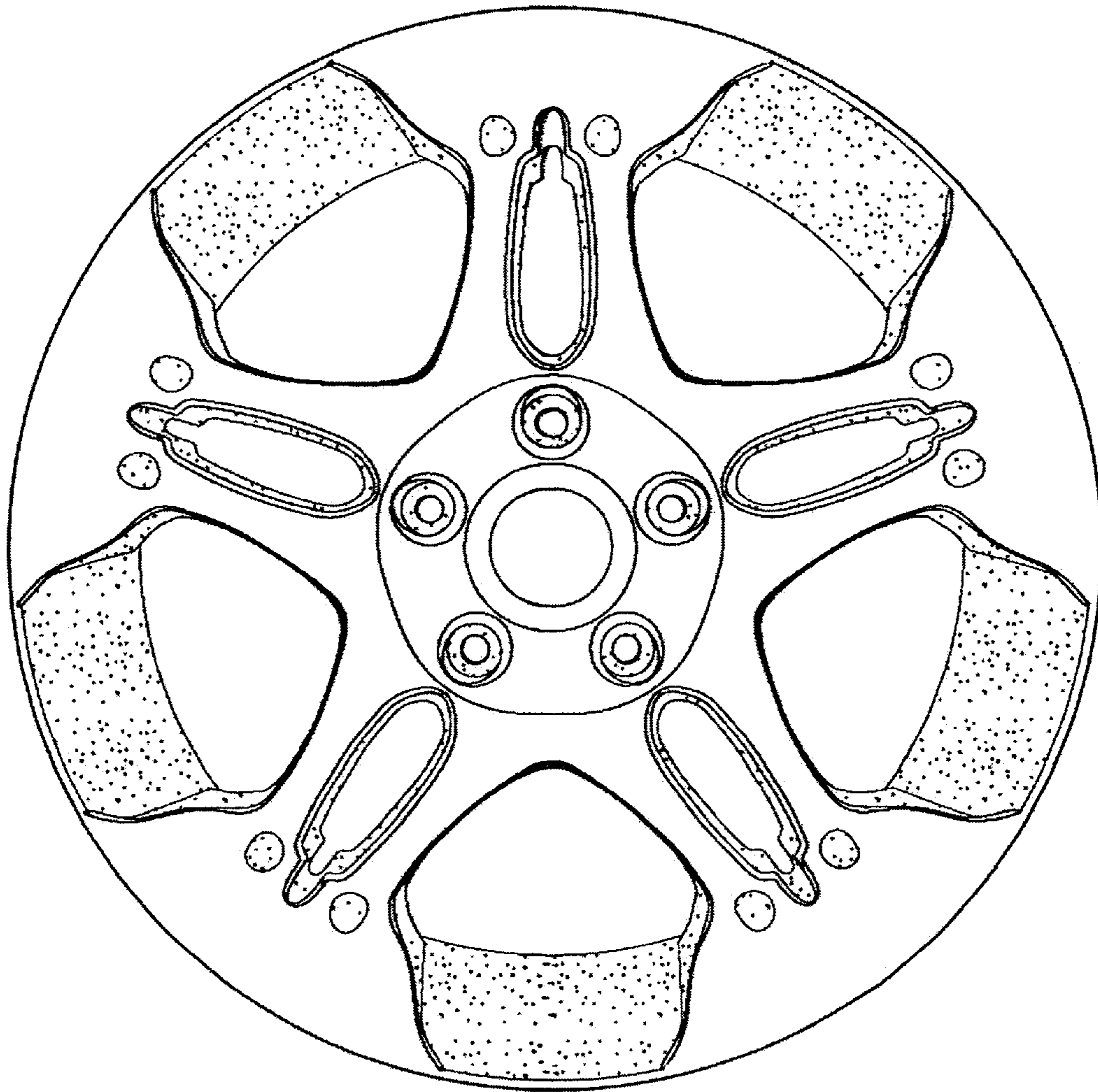


FIGURE 2