

US00D495636S1

(12) **United States Design Patent** (10) **Patent No.:** **US D495,636 S**
Iwata (45) **Date of Patent:** **** Sep. 7, 2004**

(54) **AIR SPOILER**

(75) Inventor: **Kazuhiko Iwata**, Tokyo (JP)

(73) Assignee: **IL Salotto Co., Ltd.**, Tokyo (JP)

(**) Term: **14 Years**

(21) Appl. No.: **29/174,323**

(22) Filed: **Jan. 16, 2003**

(30) **Foreign Application Priority Data**

Oct. 21, 2002 (JP) 2002-028560

(51) **LOC (7) Cl.** **12-16**

(52) **U.S. Cl.** **D12/181**

(58) **Field of Search** D12/169, 196,
D12/190, 181; 296/180.1, 180.2; 293/102,
113, 115, 120

(56) **References Cited**

U.S. PATENT DOCUMENTS

D366,639 S * 1/1996 Horwill D12/181
D446,758 S * 8/2001 Tampi D12/190
D456,753 S * 5/2002 Fife D12/181
D466,847 S * 12/2002 Waskow et al. D12/181

* cited by examiner

Primary Examiner—Melody N. Brown

(74) *Attorney, Agent, or Firm*—McGinn & Gibb, PLLC

(57) **CLAIM**

The ornamental design for an air spoiler, as shown and described.

DESCRIPTION

FIG. 1 is a top plan view of an air spoiler in accordance with an embodiment of the design.

FIG. 2 is a front view of an air spoiler in accordance with an embodiment of the design.

FIG. 3 is a rear view of an air spoiler in accordance with an embodiment of the design.

FIG. 4 is a bottom view of an air spoiler in accordance with an embodiment of the design.

FIG. 5 is a right-hand side view of an air spoiler in accordance with an embodiment of the design; and,

FIG. 6 is a front perspective view of an automobile to which an air spoiler in accordance with an embodiment of the design is attached. Broken lines indicate unclaimed subject matter.

The left-hand side view is omitted and is a mirror image of the right side shown in FIG. 5. The vehicle shown in broken lines in FIG. 6 is for illustrative purposes only and form no part of the claimed design.

1 Claim, 3 Drawing Sheets

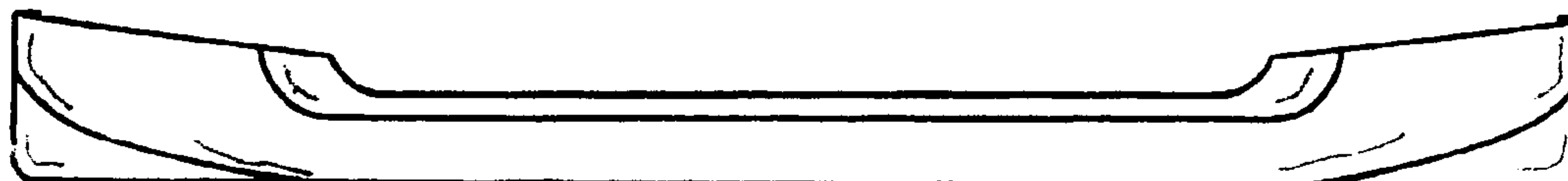


FIG.1



FIG.2




FIG.3




FIG.4




FIG.5



FIG.6

