

US00D495623S1

(12) **United States Design Patent**  
Nordstrom et al.

(10) **Patent No.:** **US D495,623 S**

(45) **Date of Patent:** **\*\* Sep. 7, 2004**

(54) **ZIPPER PULL**

(75) Inventors: **Mark Nordstrom**, Brentwood, TN  
(US); **Gary Ritter**, St. Louis, MO (US)

(73) Assignee: **TRG Accessories, LLC**, St. Louis, MO  
(US)

(\*\*) Term: **14 Years**

(21) Appl. No.: **29/173,017**

(22) Filed: **Dec. 19, 2002**

(51) **LOC (7) Cl.** ..... **02-07**

(52) **U.S. Cl.** ..... **D11/221**

(58) **Field of Search** ..... D11/200, 221;  
24/415-417, 421, 427-431, 381, 385-387

(56) **References Cited**

**U.S. PATENT DOCUMENTS**

D254,761 S \* 4/1980 Davis ..... D11/221  
D371,327 S \* 7/1996 Kawamura ..... D11/221

D435,808 S \* 1/2001 Odgard ..... D11/221  
6,467,135 B1 \* 10/2002 Schuster et al. .... 24/386  
D478,839 S \* 8/2003 Yoneoka et al. .... D11/221

\* cited by examiner

*Primary Examiner*—Ralf Seifert

(74) *Attorney, Agent, or Firm*—Lewis, Rice & Fingersh,  
LC

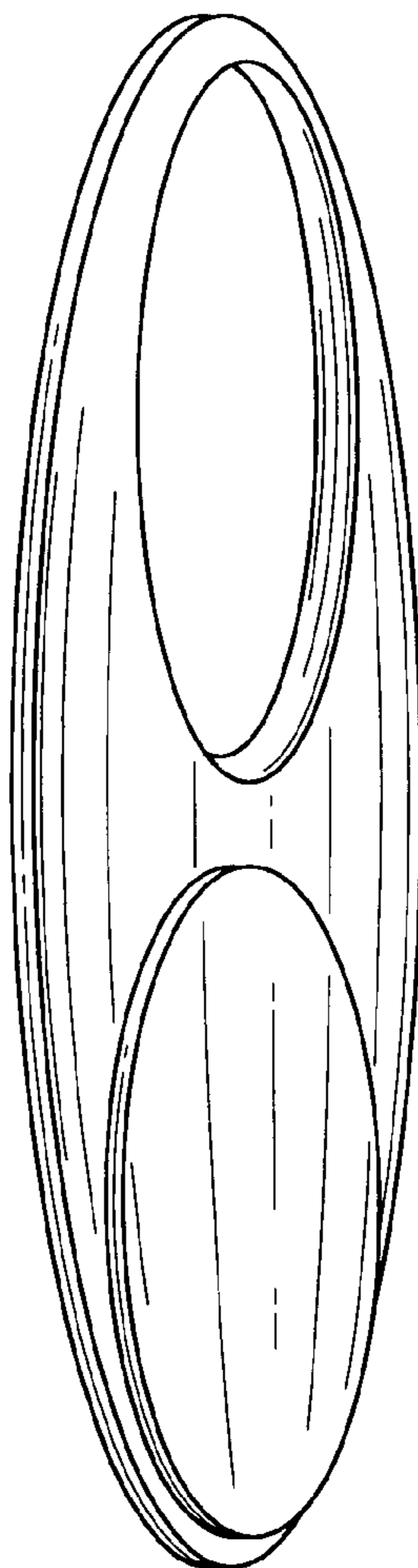
(57) **CLAIM**

The ornamental design for a zipper pull, as shown and described.

**DESCRIPTION**

FIG. 1 provides a perspective view of the zipper pull  
FIG. 2 provides a front view of the zipper pull.  
FIG. 3 provides a rear view of the zipper pull.  
FIG. 4 side view of the zipper pull, the sides being mirror  
images.  
FIG. 5 provides a top view of the zipper pull; and,  
FIG. 6 provides a bottom view of the zipper pull.

**1 Claim, 5 Drawing Sheets**



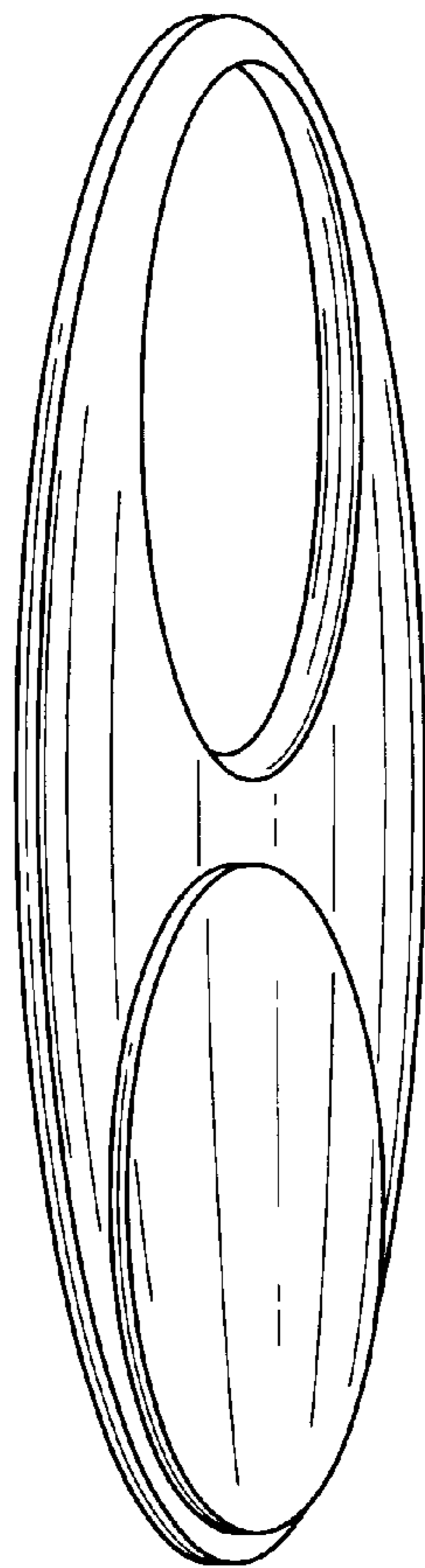


FIG. 1

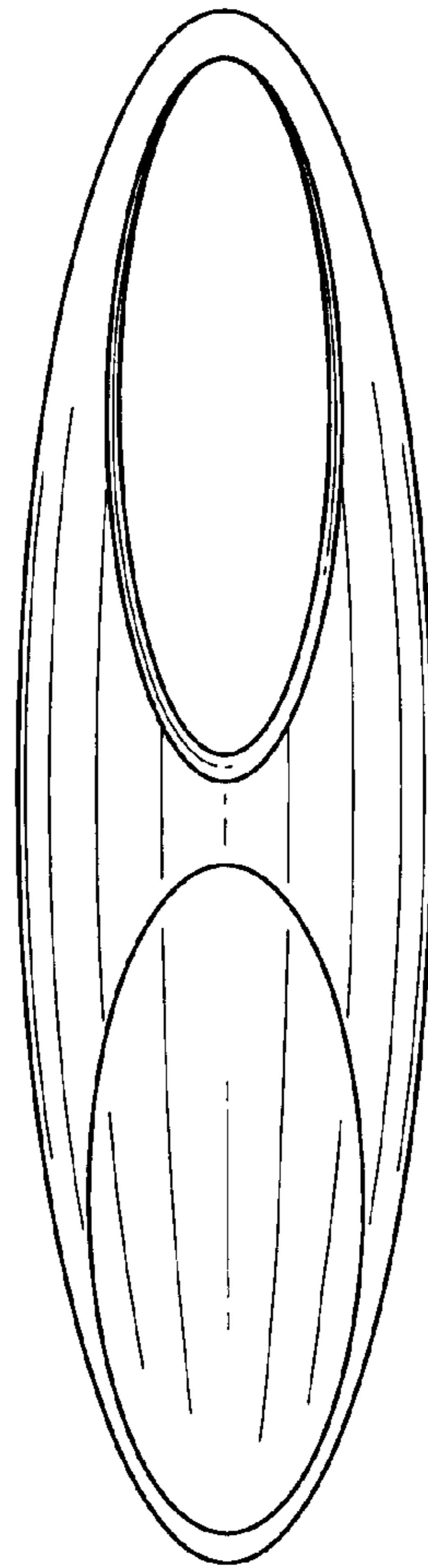


FIG. 2

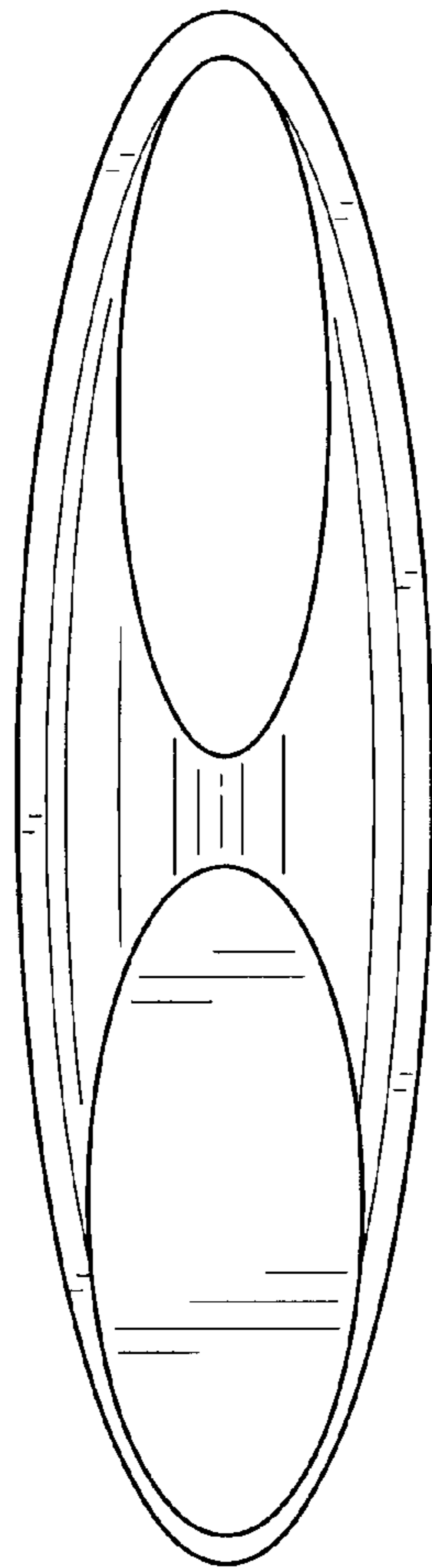


FIG. 3

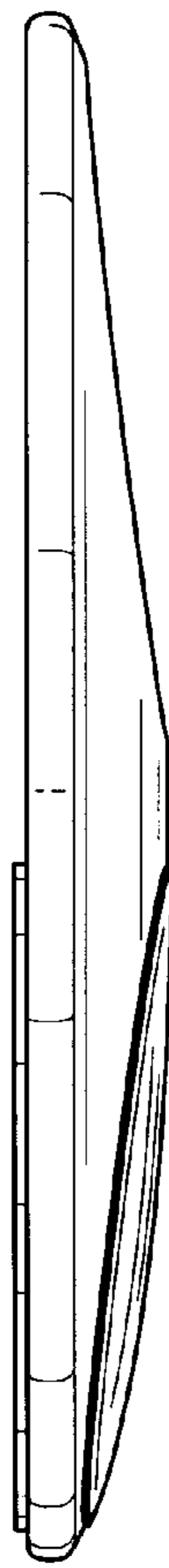


FIG. 4

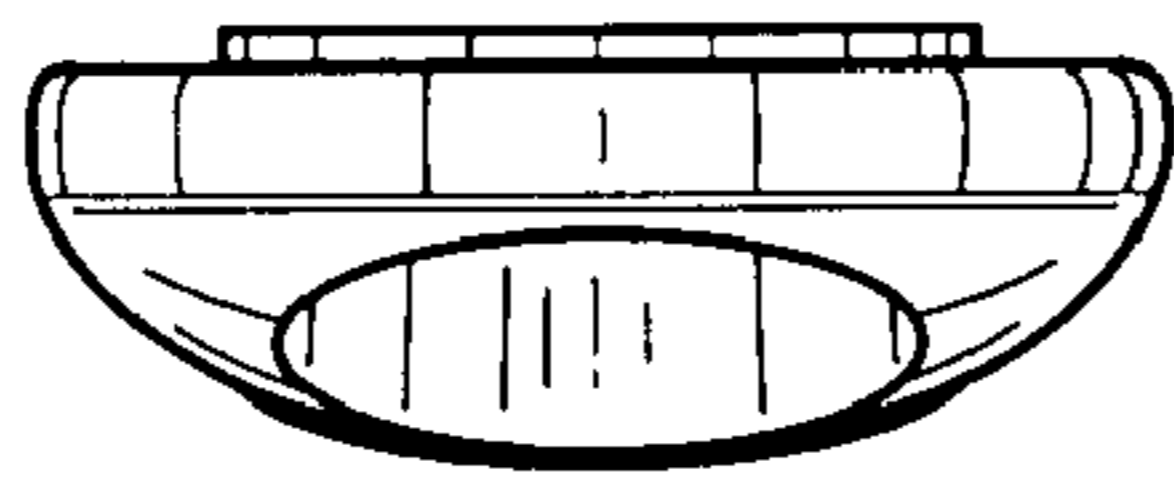


FIG. 5

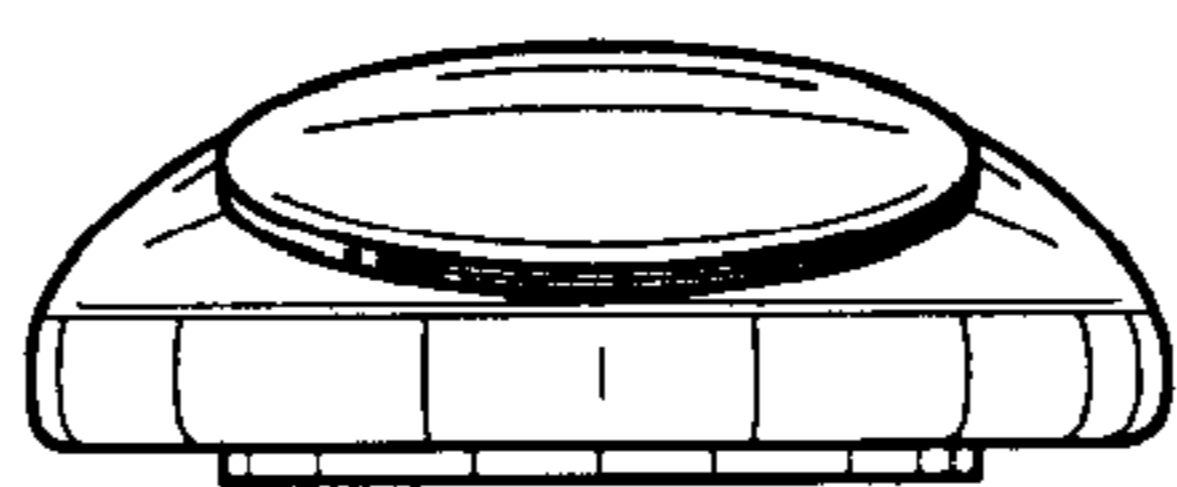


FIG. 6