



US00D495618S1

(12) **United States Design Patent**  
**Morton**

(10) **Patent No.:** **US D495,618 S**

(45) **Date of Patent:** **\*\* Sep. 7, 2004**

(54) **GEM SETTING**

(75) **Inventor:** **Curtis R. Morton**, Macungie, PA (US)

(73) **Assignee:** **Keystone Findings, Inc.**, Telford, PA (US)

(\*\*) **Term:** **14 Years**

(21) **Appl. No.:** **29/176,902**

(22) **Filed:** **Feb. 28, 2003**

(51) **LOC (7) Cl.** ..... **11-01**

(52) **U.S. Cl.** ..... **D11/92**

(58) **Field of Search** ..... D11/16, 26, 34-36,  
D11/79-81, 85, 86, 89-94; 63/15, 26-31,  
35; 29/10

(56) **References Cited**

**U.S. PATENT DOCUMENTS**

D195,690 S	*	7/1963	Gibeault	.....	D11/92
4,793,156 A	*	12/1988	Pence	.....	63/26
D422,935 S	*	4/2000	Chan	.....	D11/92

**OTHER PUBLICATIONS**

Service Merchandise 1994/95, p. 11 pear and marquise prong settings.\*

\* cited by examiner

*Primary Examiner*—Louis S. Zarfes

*Assistant Examiner*—Deanne Levy

(74) *Attorney, Agent, or Firm*—Fox Rothschild LLP

(57) **CLAIM**

The ornamental design for a gem setting, as shown and described.

**DESCRIPTION**

FIG. 1 is a perspective view showing my new design; FIG. 2 is a top plan-view thereof; FIG. 3 is a bottom plan-view thereof; FIG. 4 is a front side elevational-view thereof, the back side elevational-view being a mirror image thereof; FIG. 5 is a right side elevational-view thereof; and, FIG. 6 is a left side elevational-view thereof.

**1 Claim, 1 Drawing Sheet**




FIG. 1




FIG. 2

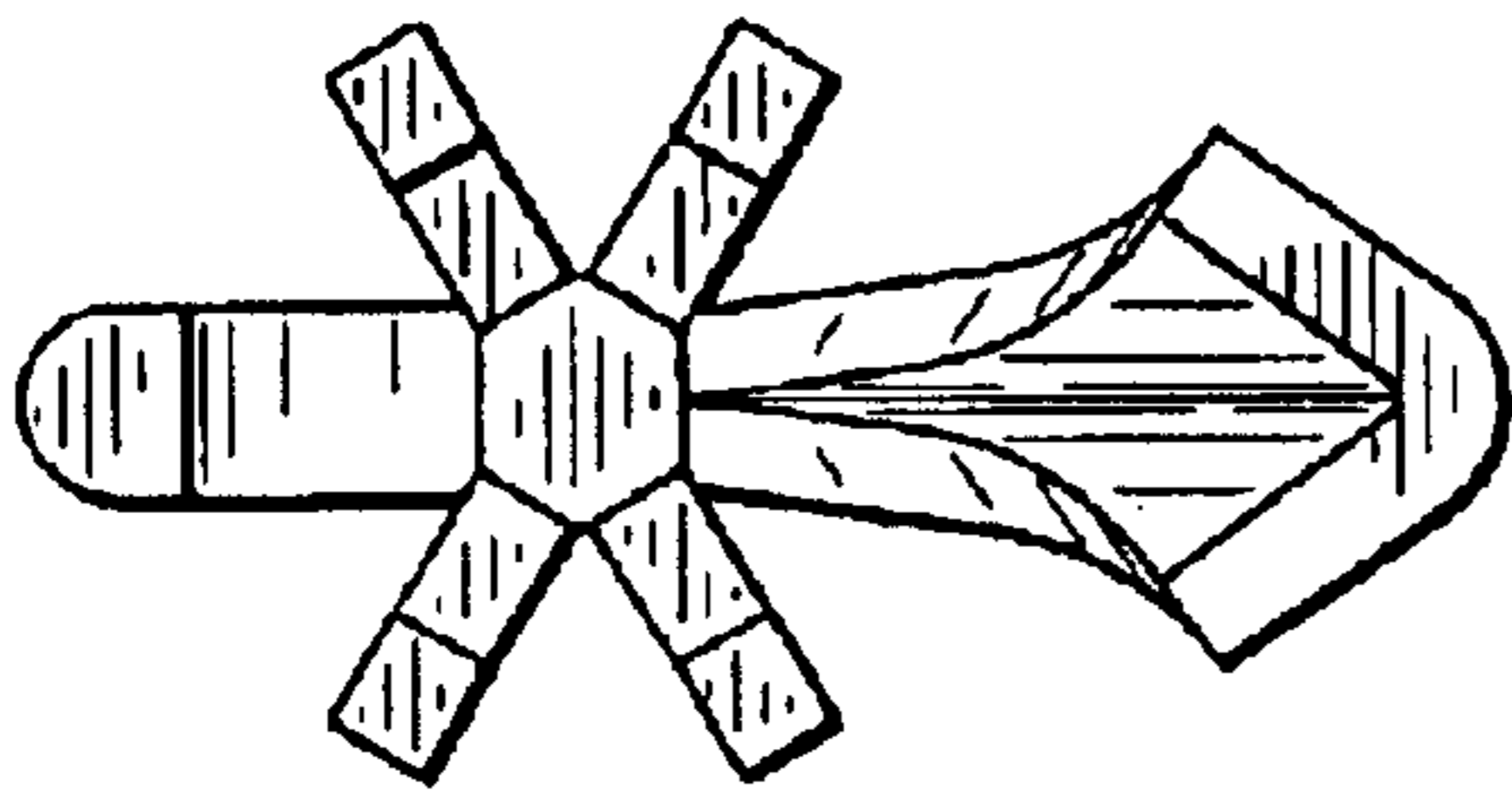


FIG. 3

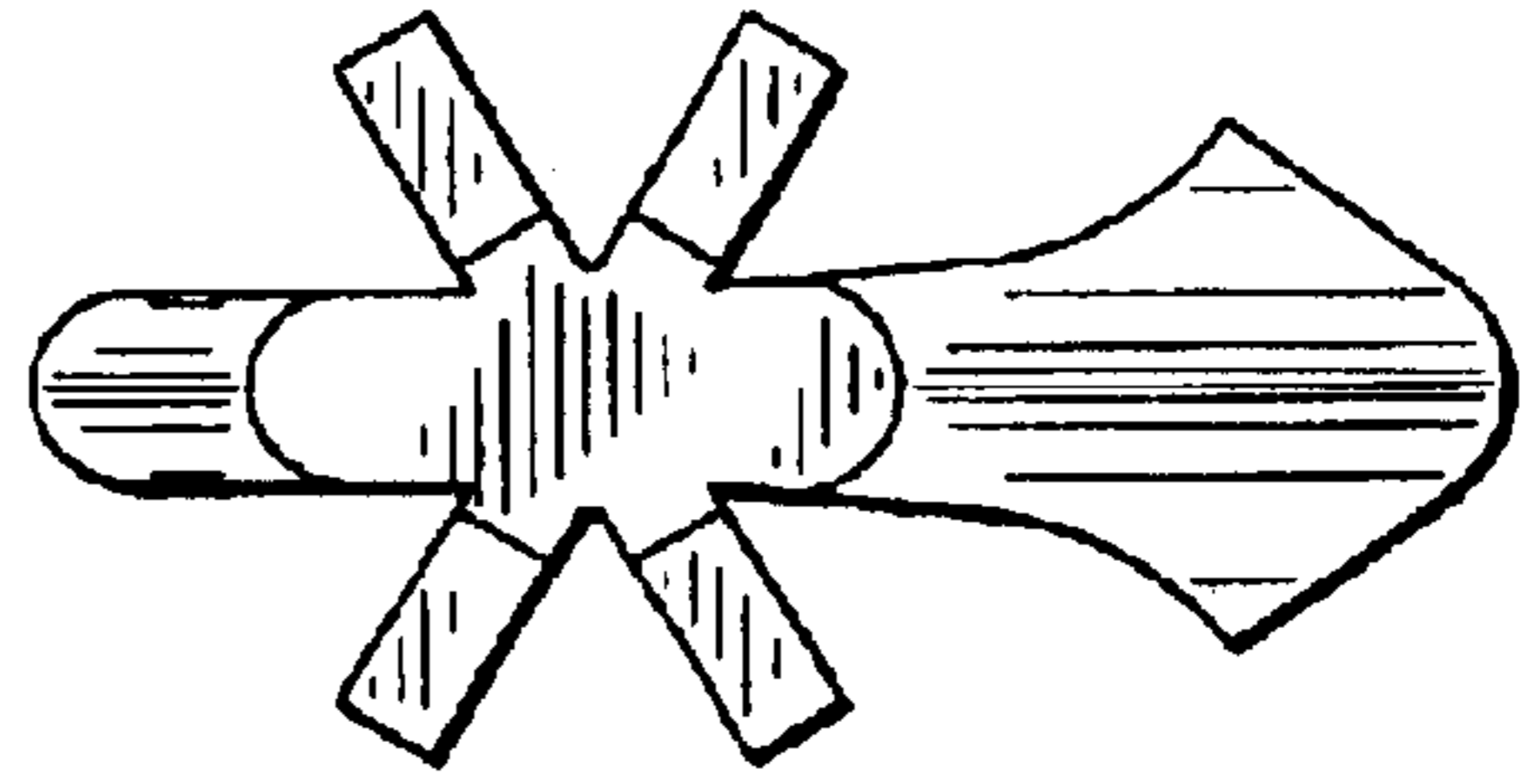


FIG. 4

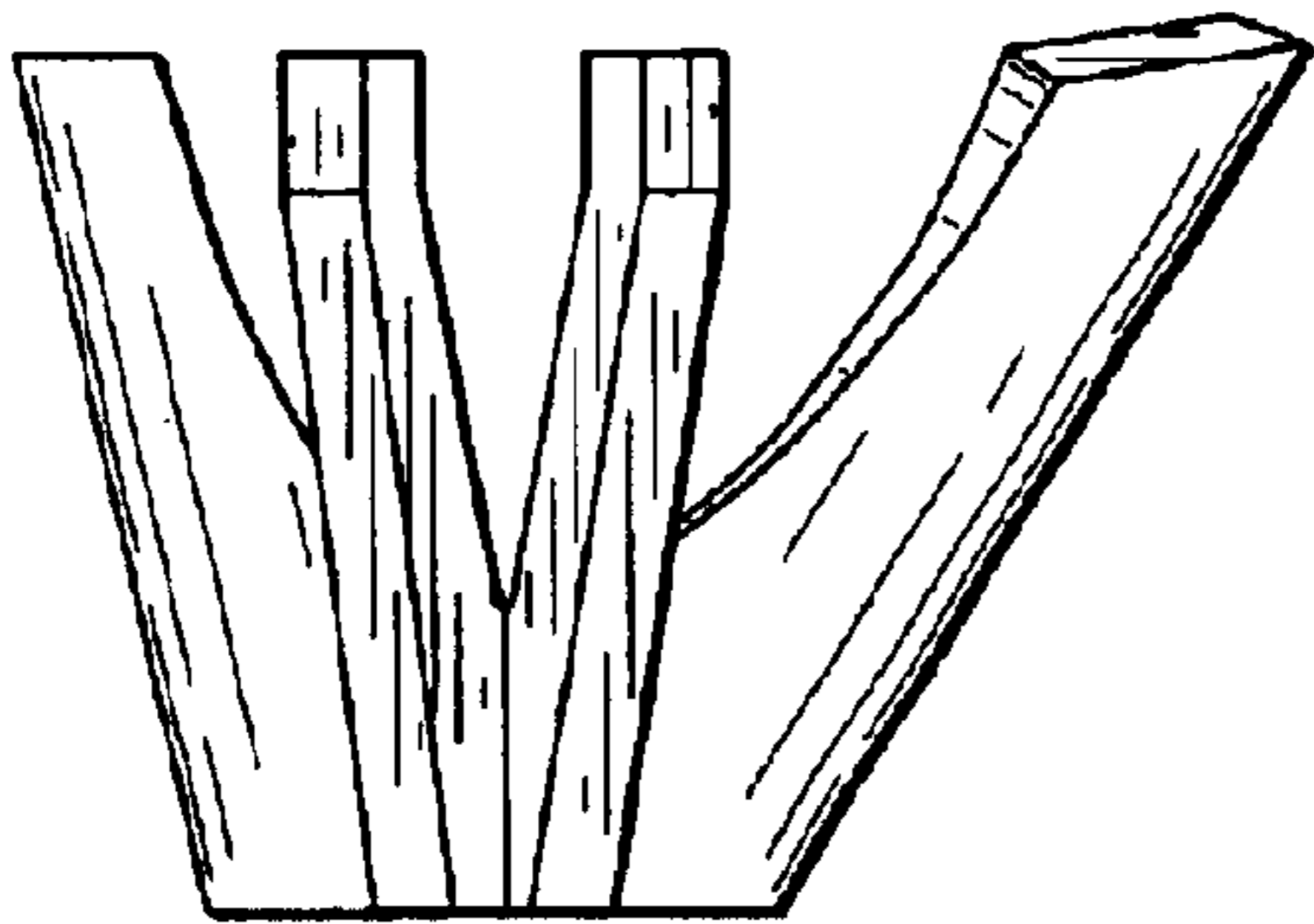


FIG. 5

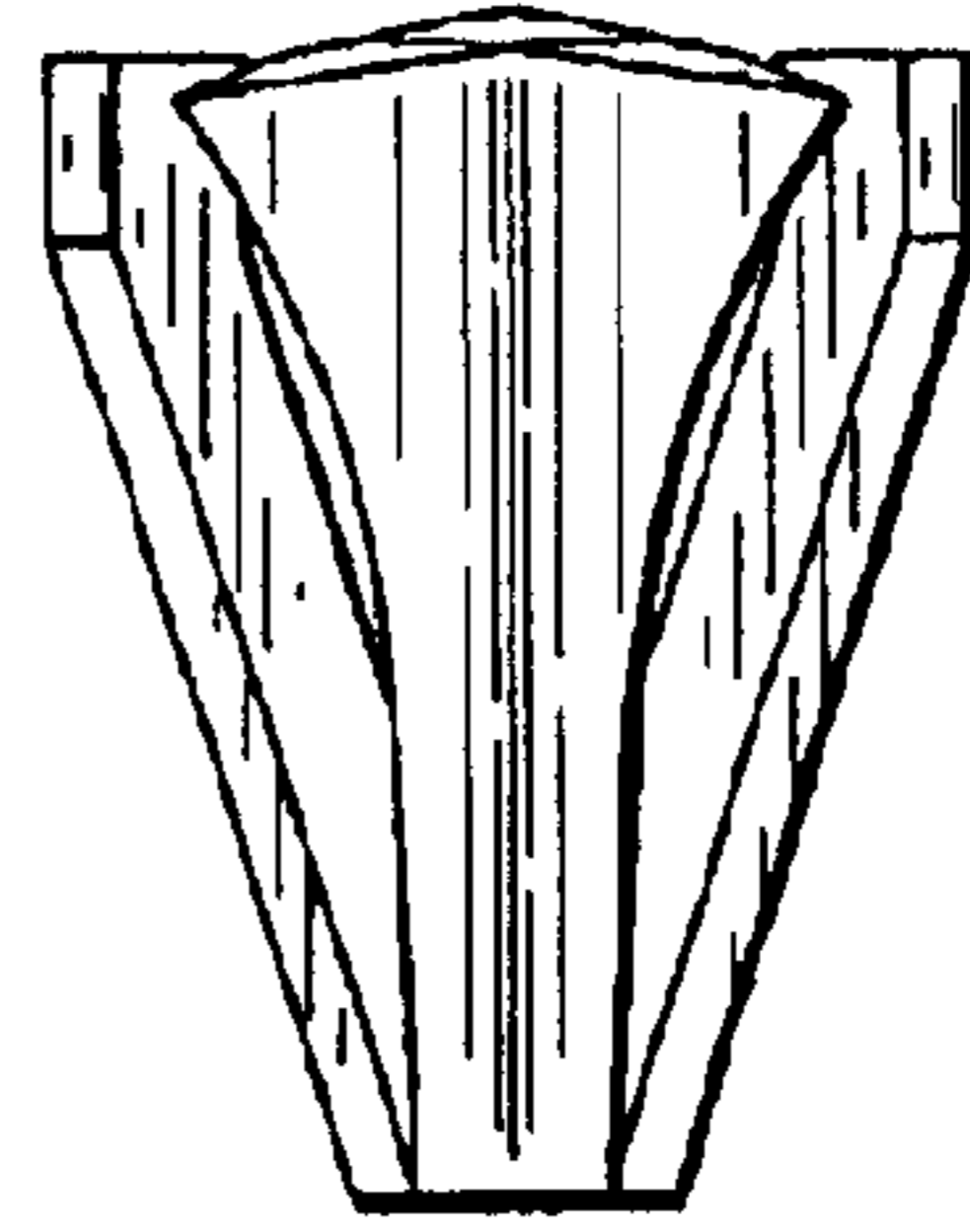


FIG. 6

