



US00D495582S1

(12) **United States Design Patent** (10) **Patent No.:** **US D495,582 S**  
**Richardson et al.** (45) **Date of Patent:** **\*\* Sep. 7, 2004**

(54) **WINDOW LOCK**  
 (75) Inventors: **Leigh Richardson**, Wellington (NZ);  
**Malcolm David Boosey**, Wellington  
 (NZ)

4,791,756 A \* 12/1988 Simpson ..... 49/175  
 D304,292 S \* 10/1989 Bobrowski ..... D8/341  
 D382,192 S \* 8/1997 Plummer ..... D8/337  
 D432,900 S \* 10/2000 Frey ..... D8/331

\* cited by examiner

(73) Assignee: **Assa Abloy Financial Services AB**,  
 Stockholm (SE)

*Primary Examiner*—Brian N Vinson  
 (74) *Attorney, Agent, or Firm*—Blakely Sokoloff Taylor &  
 Zafman LLP

(\*\*) Term: **14 Years**

(21) Appl. No.: **29/183,071**

(57) **CLAIM**

(22) Filed: **Jun. 5, 2003**

The ornamental design for a window lock, as shown and  
 described.

(30) **Foreign Application Priority Data**

**DESCRIPTION**

Dec. 6, 2002 (NZ) ..... 403146

(51) **LOC (7) Cl.** ..... **08-07**

FIG. 1 is a front, and a side perspective view of a window  
 lock showing our new design;

(52) **U.S. Cl.** ..... **D8/337**

FIG. 2 is a front elevation view thereof;

(58) **Field of Search** ..... D8/330, 331, 337,  
 D8/338, 339, 341; 78/89, 90, 91, 95, 102;  
 292/281, 283, DIG. 20

FIG. 3 is a rear elevation view thereof;

FIG. 4 is a top plan view thereof; and,

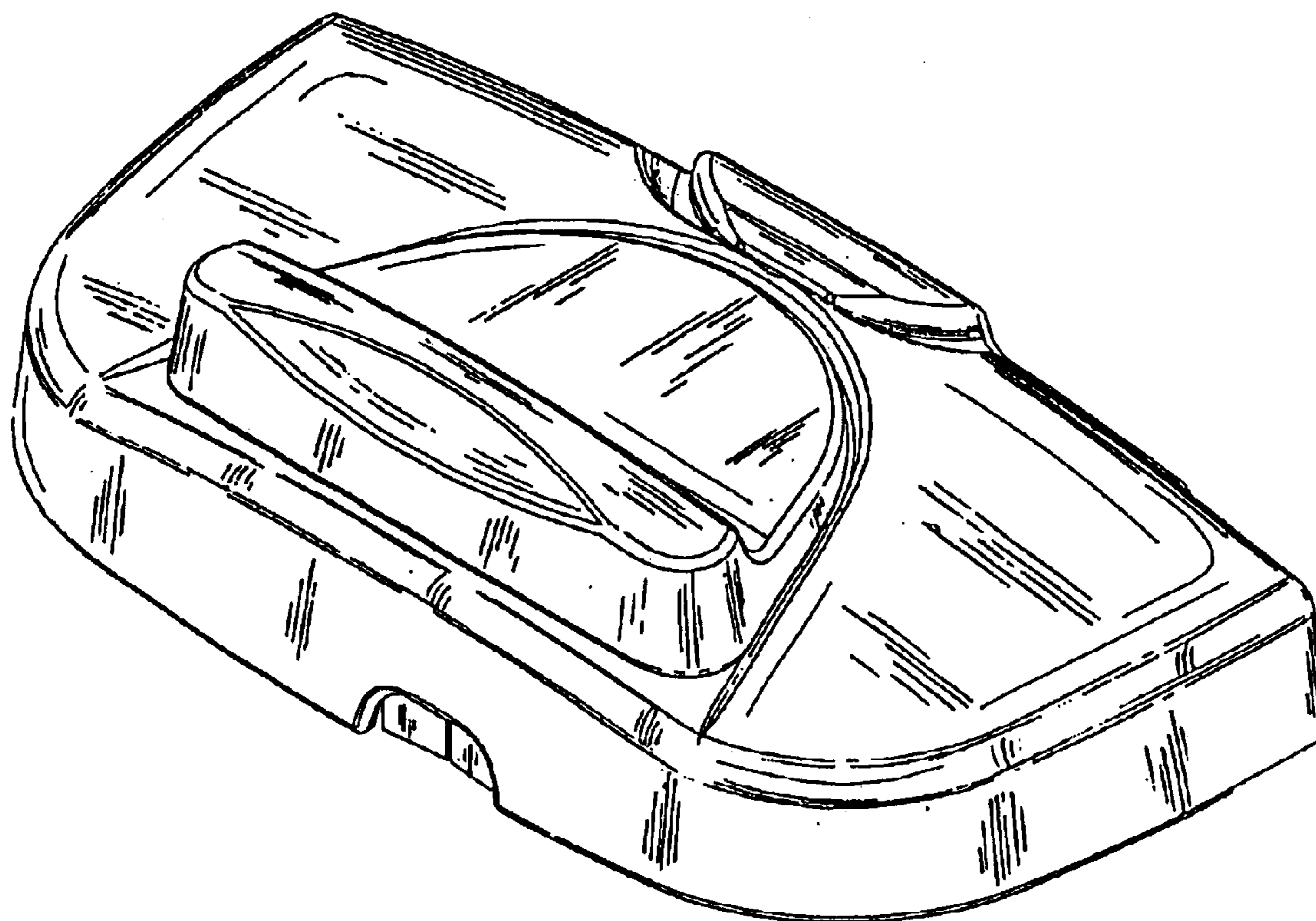
FIG. 5 is an end elevation view from the left of FIG. 4  
 thereof.

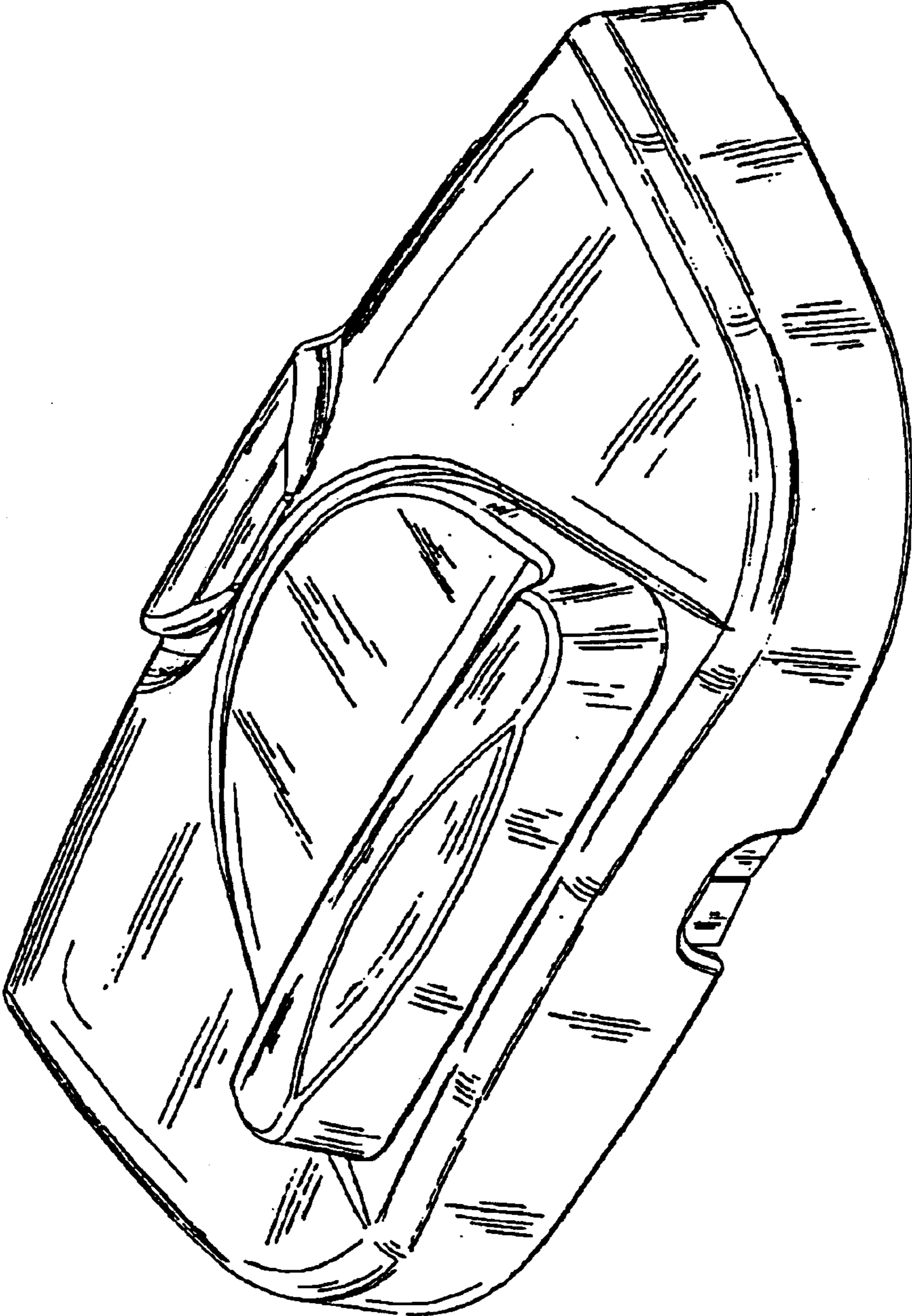
(56) **References Cited**

**U.S. PATENT DOCUMENTS**

D249,120 S \* 8/1978 Jerila ..... D8/341

**1 Claim, 5 Drawing Sheets**





**FIG. 1.**

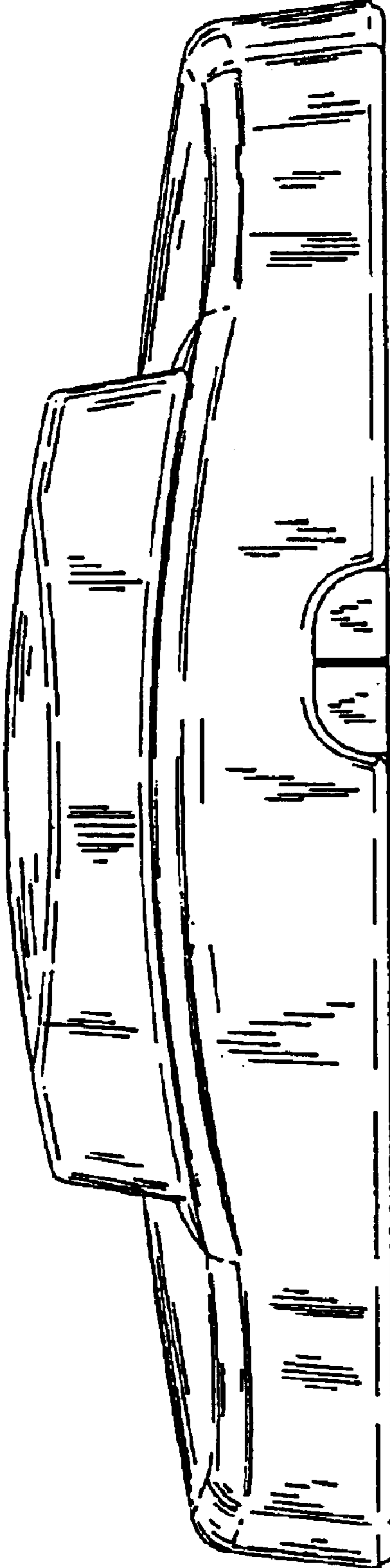



FIG. 2.



**FIG. 3.**



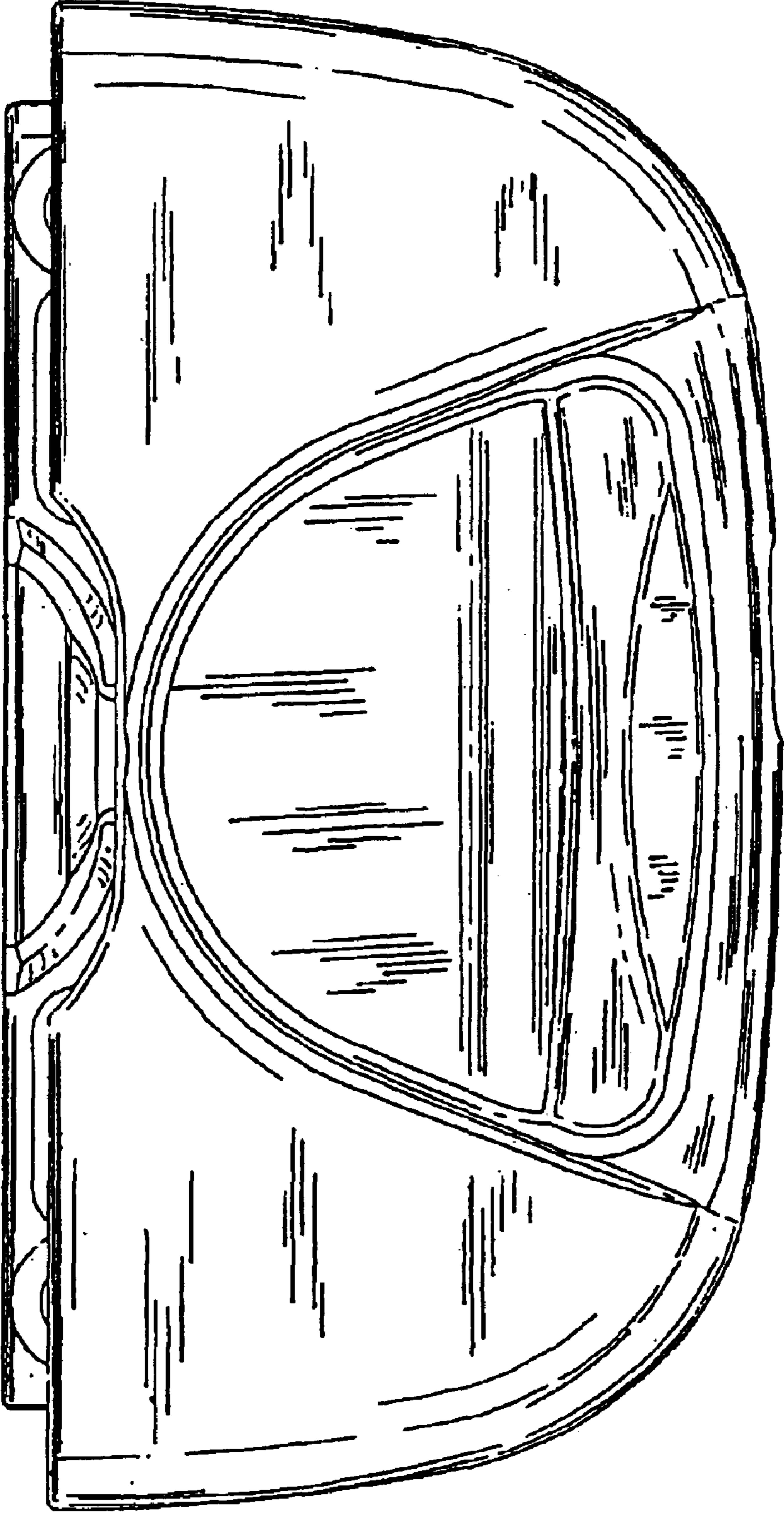


FIG. 4.

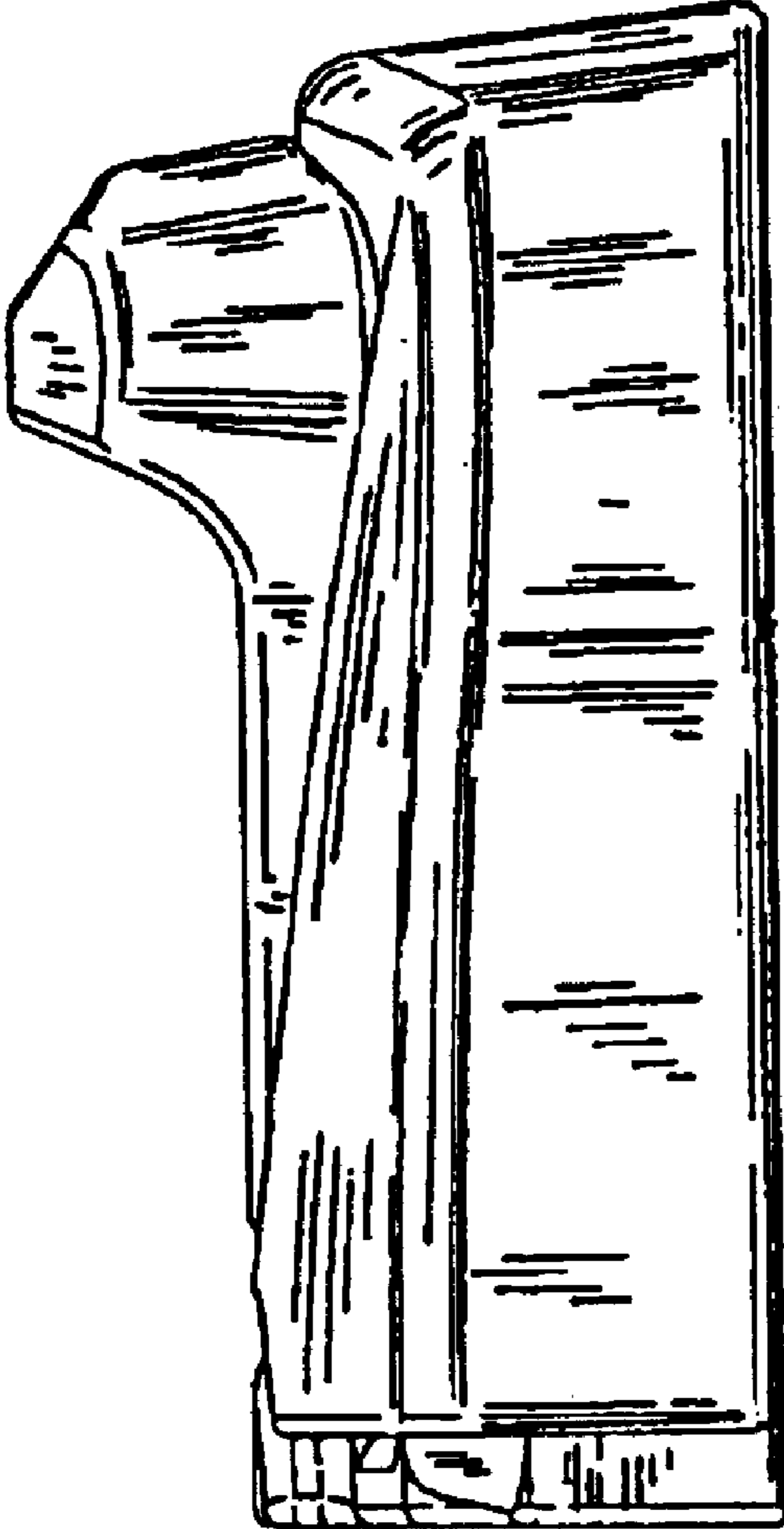


FIG. 5.