

US00D495563S1

(12) **United States Design Patent**
Winde-Liu

(10) **Patent No.:** **US D495,563 S**
(45) **Date of Patent:** **** Sep. 7, 2004**

(54) **PLATE**
(75) **Inventor:** **Mei-Shiu Winde-Liu, Ganderkese**
(DE)
(73) **Assignee:** **Villeroy & Boch AG, Mettlach (DE)**
(**) **Term:** **14 Years**

D187,610 S * 4/1960 Reiser D7/570
D187,810 S * 5/1960 Reiser D7/567
D188,339 S * 7/1960 Blumer D7/566
D219,748 S * 1/1971 Bixler D7/554.1
D244,247 S * 5/1977 Jensen D7/545
D370,157 S * 5/1996 Chen D7/543
D419,383 S * 1/2000 Wellner D7/566

* cited by examiner

(21) **Appl. No.:** **29/197,515**
(22) **Filed:** **Jan. 15, 2004**

Primary Examiner—M. N. Pandozzi
(74) *Attorney, Agent, or Firm*—Friedrich Kueffner

(30) **Foreign Application Priority Data**

Jul. 24, 2003 (EM) 000 060 678

(57) **CLAIM**

The ornamental design for a plate, as shown and described.

(51) **LOC (7) Cl.** **07-01**
(52) **U.S. Cl.** **D7/566; D7/550.1**
(58) **Field of Search** D7/550.1, 567,
D7/566, 570, 568, 571, 543, 544, 546,
545; 220/574, 575, 642, 505, 555, 23.83

DESCRIPTION

FIG. 1 is a perspective view of a plate showing my new design;
FIG. 2 is a top view thereof;
FIG. 3 is a front view thereof;
FIG. 4 is a side view thereof;
FIG. 5 is a back view thereof;
FIG. 6 is a bottom view thereof; and,
FIG. 7 is a another side view thereof.

(56) **References Cited**

U.S. PATENT DOCUMENTS

D71,352 S * 11/1926 Ball D7/570
D174,218 S * 3/1955 Dutton D7/570
D174,310 S * 3/1955 Brock D7/571

1 Claim, 3 Drawing Sheets

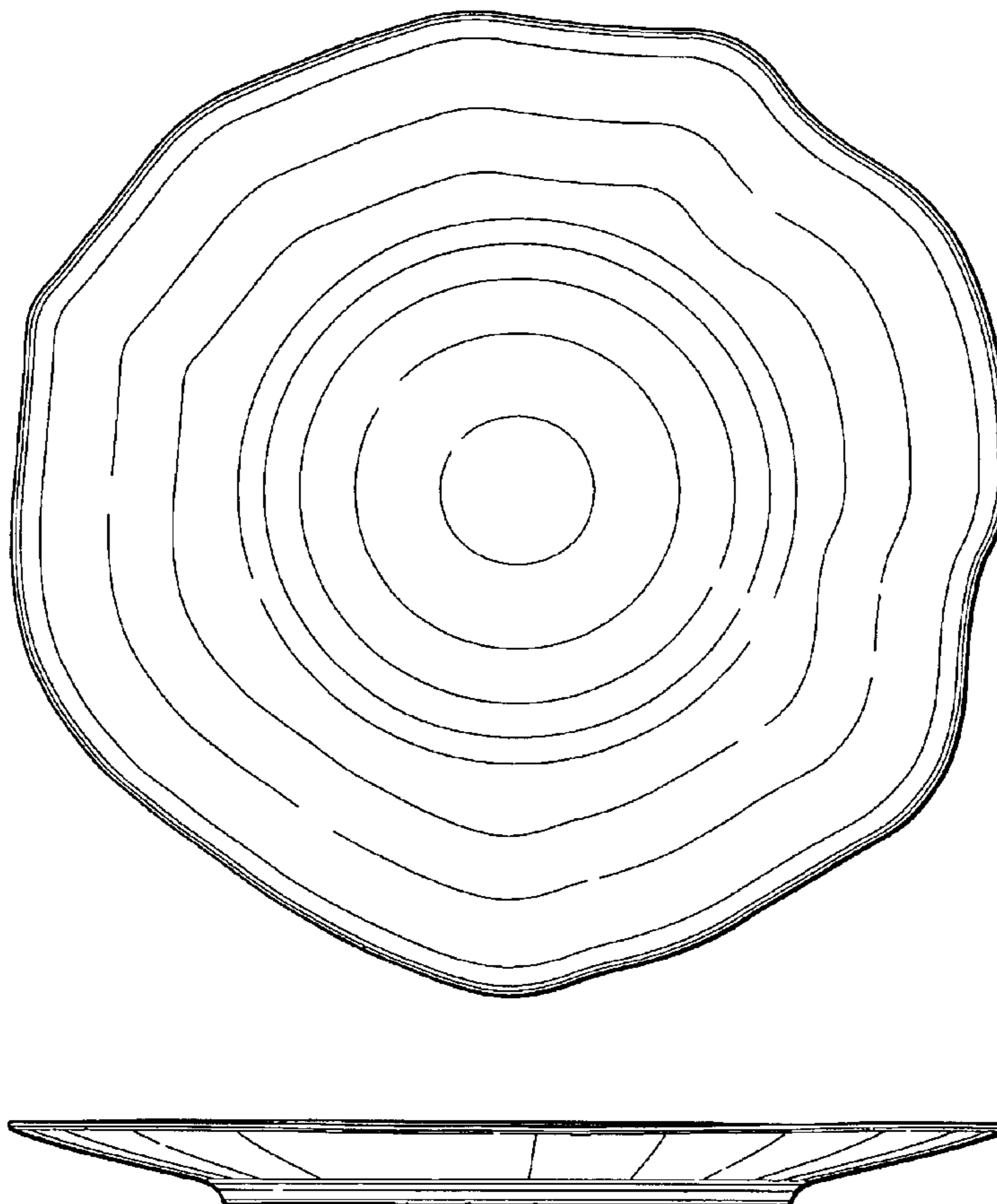


FIG. 1




FIG. 2

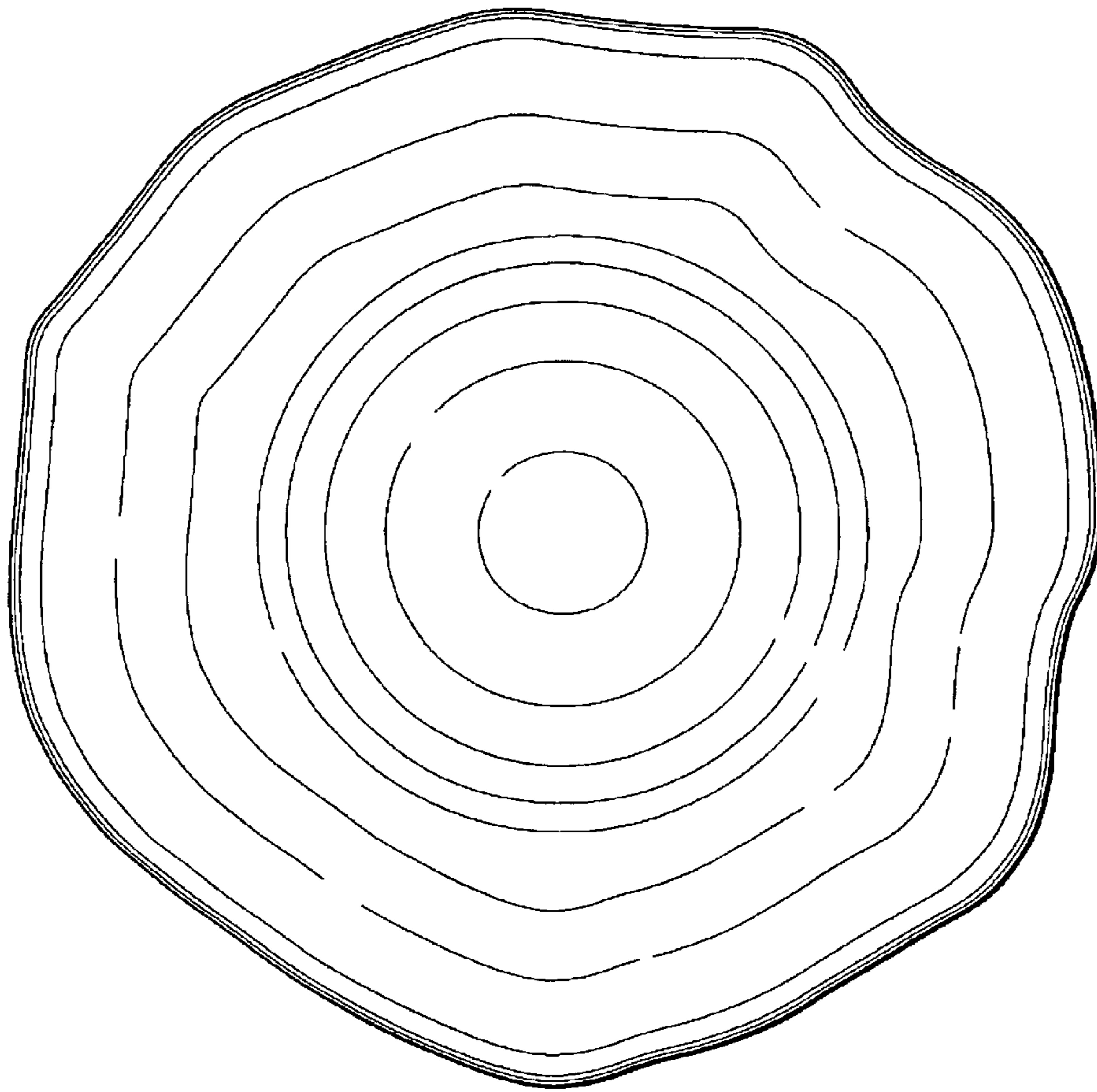


FIG. 4


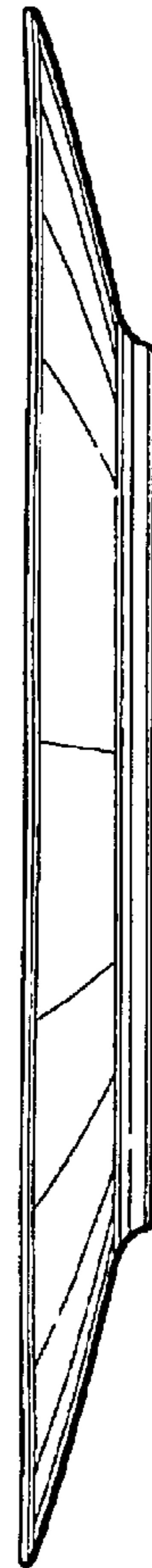


FIG. 3

FIG. 5

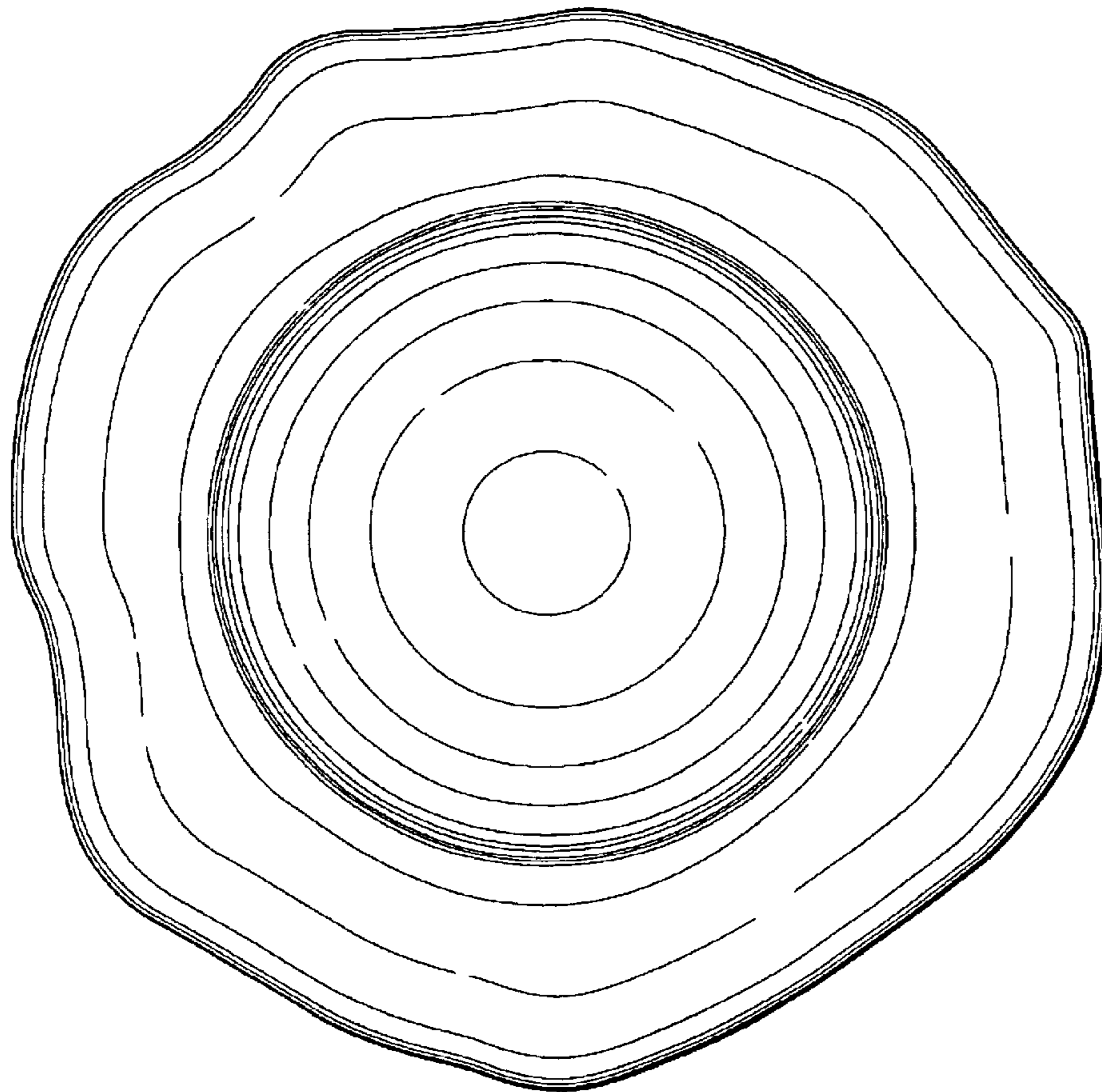
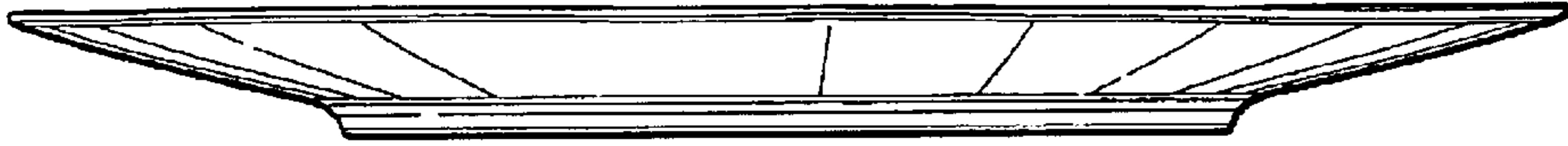


FIG. 6

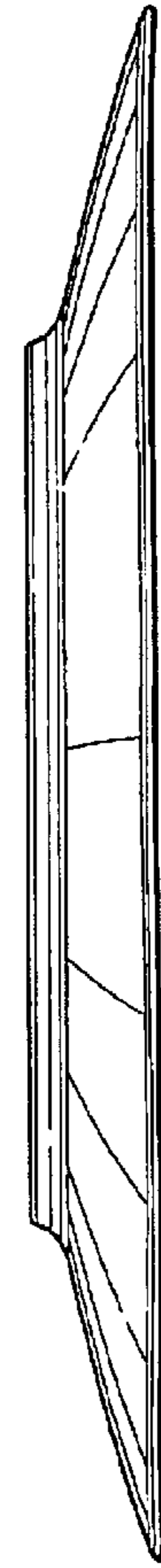


FIG. 7