

US00D495562S1

(12) **United States Design Patent**
Lee

(10) **Patent No.:** **US D495,562 S**
(45) **Date of Patent:** **** Sep. 7, 2004**

(54) **DISPOSABLE DISH**

(76) **Inventor:** **Chiu-Hsiang Lee**, No. 46, Lane 237,
Nanan Rd., Daan Shiang, Taichung
Hsien (TW)

(**) **Term:** **14 Years**

(21) **Appl. No.:** **29/180,143**

(22) **Filed:** **Apr. 21, 2003**

(51) **LOC (7) Cl.** **07-02**

(52) **U.S. Cl.** **D7/554.2**

(58) **Field of Search** D7/360, 394, 587,
D7/586, 565, 571, 550.1, 545, 555.1, 554.1-554.4,
548; 220/223.83, 574; 211/74; 493/167;
D9/431; 229/106

(56) **References Cited**

U.S. PATENT DOCUMENTS

D55,770 S * 7/1920 Gaertner D7/586
2,669,379 A * 2/1954 Olson 220/574
2,669,914 A * 2/1954 Swaine 493/167
3,733,023 A * 5/1973 Arneson 229/106

D251,227 S * 3/1979 Mathison et al. D7/550.1
D373,509 S * 9/1996 Bormioli D7/554.2
D420,856 S * 2/2000 Yeo et al. D7/554.2
D488,063 S * 4/2004 Lee D9/431

* cited by examiner

Primary Examiner—Charles A. Rademaker

(74) *Attorney, Agent, or Firm*—Rosenberg, Klein & Lee

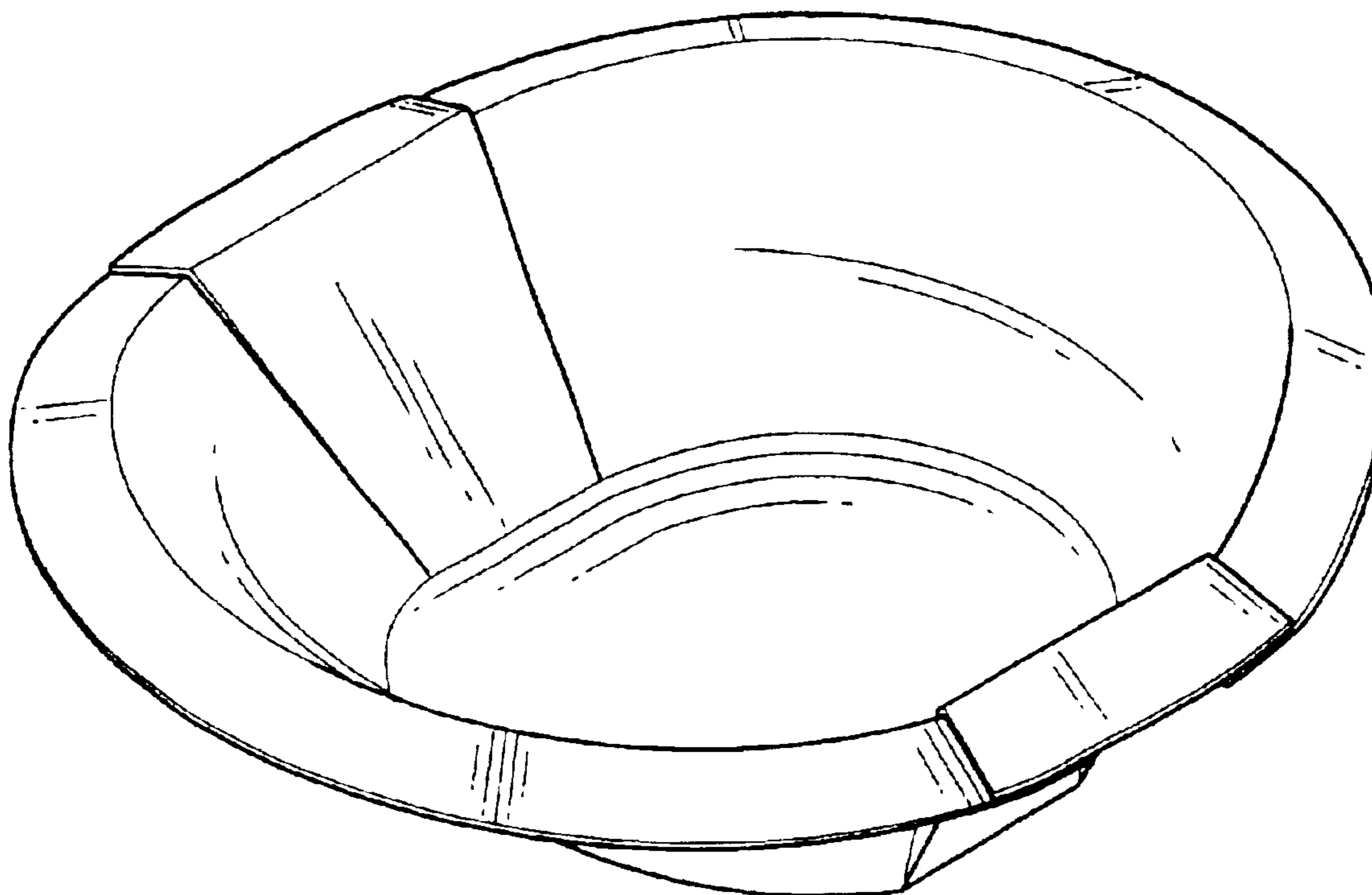
(57) **CLAIM**

The ornamental design for a disposable dish, as shown and described.

DESCRIPTION

FIG. 1 is a front, right and top perspective view of a disposable dish showing my new design;
FIG. 2 is a front elevation thereof, the rear elevation being a mirror image;
FIG. 3 is a left side elevation, the side opposite being a mirror image;
FIG. 4 is a top plan view thereof; and,
FIG. 5 is a bottom plan view thereof.

1 Claim, 3 Drawing Sheets



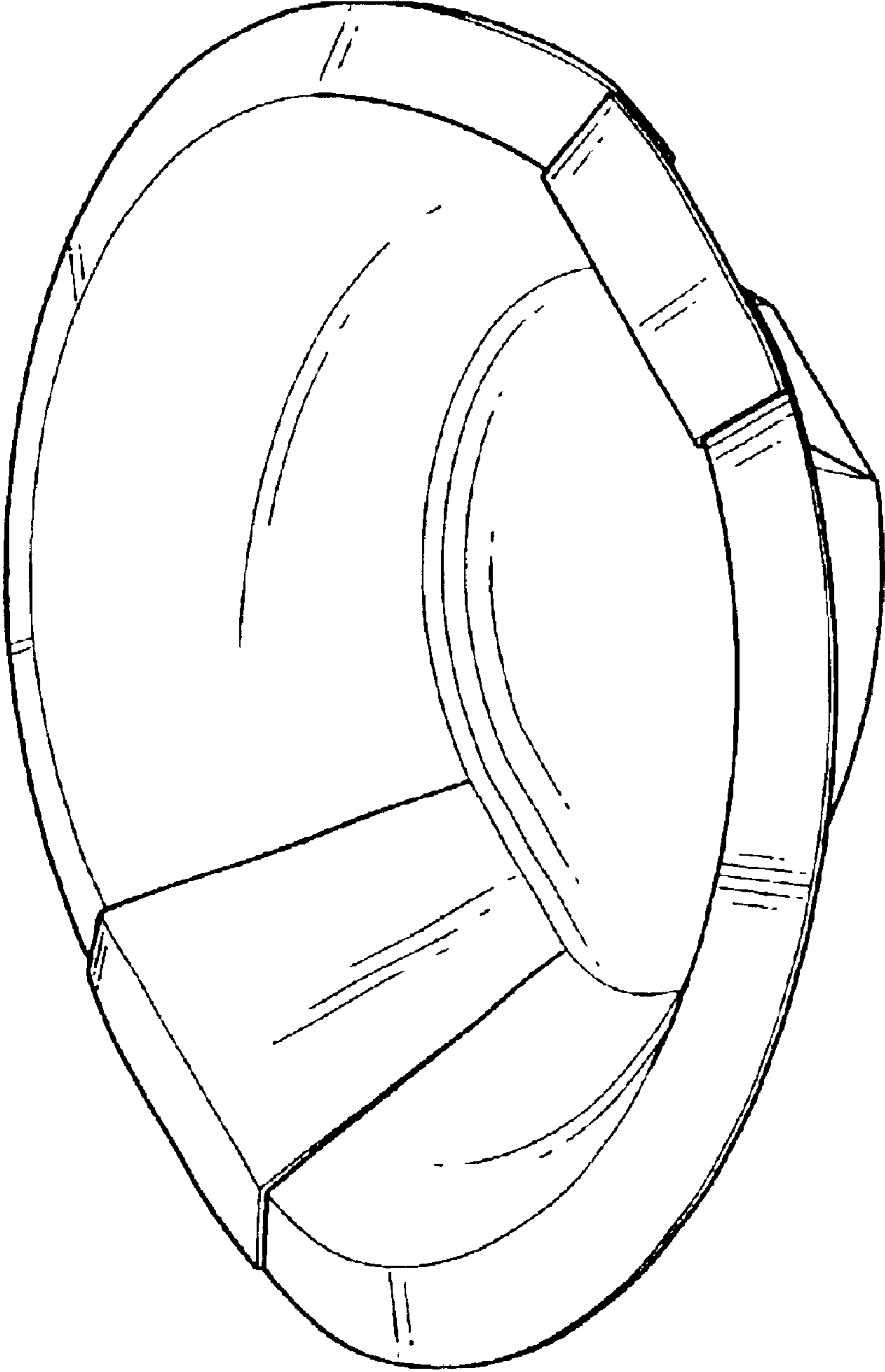


FIG. 1




FIG. 2




FIG. 3

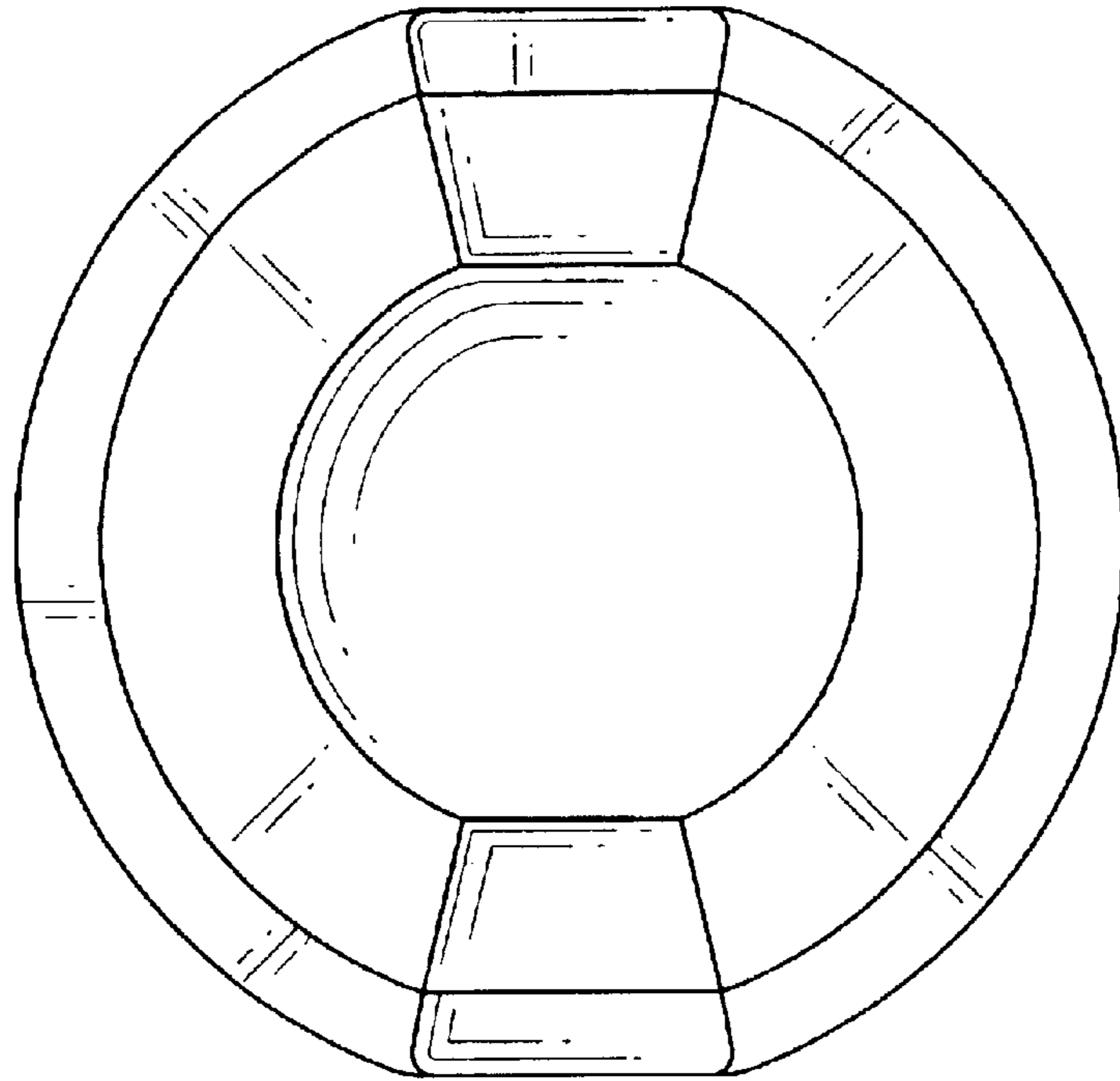


FIG. 4

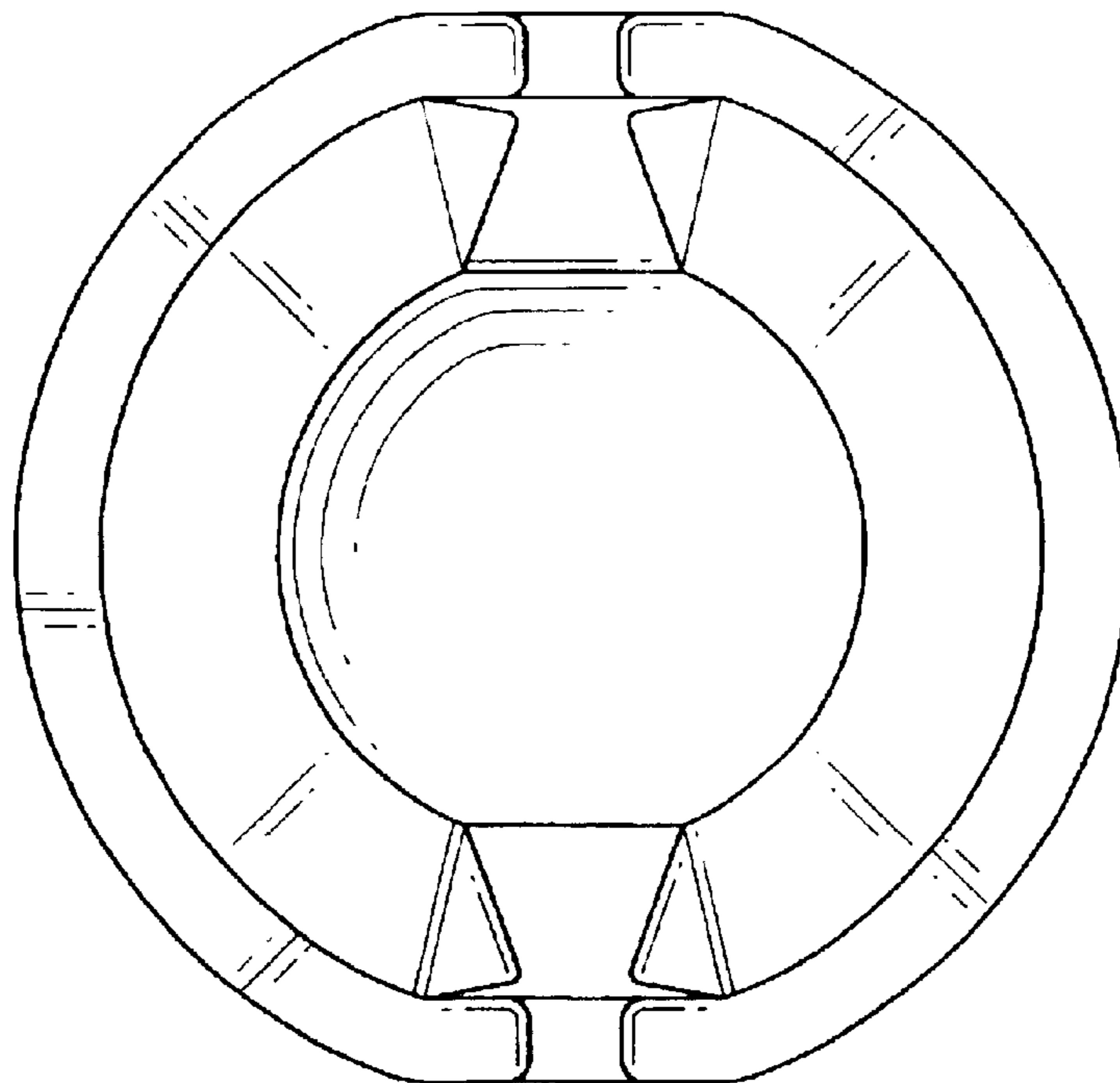


FIG. 5