

US00D495558S1

(12) **United States Design Patent**
Tollman

(10) **Patent No.:** **US D495,558 S**

(45) **Date of Patent:** **** Sep. 7, 2004**

(54) **CHILD'S CUP AND LID WITH SPOUT**

D474,647 S * 5/2003 Reinius et al. D7/510
D476,849 S * 7/2003 Randolph D7/510

(75) **Inventor:** **Stephen Paul Tollman, Woodside (GB)**

* cited by examiner

(73) **Assignee:** **Vital Innovations Limited (GB)**

Primary Examiner—M. N. Pandozzi

(**) **Term:** **14 Years**

(74) *Attorney, Agent, or Firm*—MacMillan, Sobanski & Todd, LLC

(21) **Appl. No.:** **29/186,320**

(57) **CLAIM**

(22) **Filed:** **Jul. 14, 2003**

The ornamental design for a child's cup and lid with spout, as shown and described.

(30) **Foreign Application Priority Data**

Jan. 17, 2003 (GB) 3010139

DESCRIPTION

(51) **LOC (7) Cl.** **07-01**

FIG. 1 is a perspective view as seen from the upper front of a child's cup and lid with spout showing my new design; FIG. 2 is a perspective view thereof as seen from the upper right;

(52) **U.S. Cl.** **D7/510; D7/511; D7/536; D7/534**

FIG. 3 is a perspective view thereof as seen from the upper right rear;

(58) **Field of Search** **D7/509, 510, 511, D7/536, 533, 534; 215/388, 376; 206/218, 219; 220/705, 710, 6**

FIG. 4 is a perspective view thereof as seen from the lower right rear;

(56) **References Cited**

U.S. PATENT DOCUMENTS

2,792,696 A * 5/1957 Stayart 215/11.1
D216,730 S * 3/1970 Carslaw D7/510
D233,972 S * 12/1974 Juhlin D7/511
D279,752 S * 7/1985 Jagger D7/510
D322,196 S * 12/1991 Ohnuki D7/510
D326,796 S * 6/1992 Kawano D7/510
5,294,018 A * 3/1994 Boucher 220/603
D346,932 S * 5/1994 Cautereels et al. D7/507
D354,416 S * 1/1995 Cautereels et al. D7/507
D366,987 S * 2/1996 Allegre D7/510
D407,269 S * 3/1999 Fletcher D7/510
D421,878 S * 3/2000 Roehrig D7/510
D442,435 S * 5/2001 Takagi D7/510
D460,322 S * 7/2002 Orr et al. D7/510

FIG. 5 is a perspective view thereof as seen from the upper rear;

FIG. 6 is a perspective view thereof as seen from the lower front;

FIG. 7 is a front elevational view thereof;

FIG. 8 is a top plan view thereof;

FIG. 9 is a bottom view thereof;


FIG. 10 is an upper front perspective view thereof, with the lid portion removed for ease of illustration;

FIG. 11 is a front elevational view thereof;

FIG. 12 is a perspective view thereof as seen from the lower rear; and,

FIG. 13 is a bottom view thereof.

1 Claim, 6 Drawing Sheets






Fig. 1

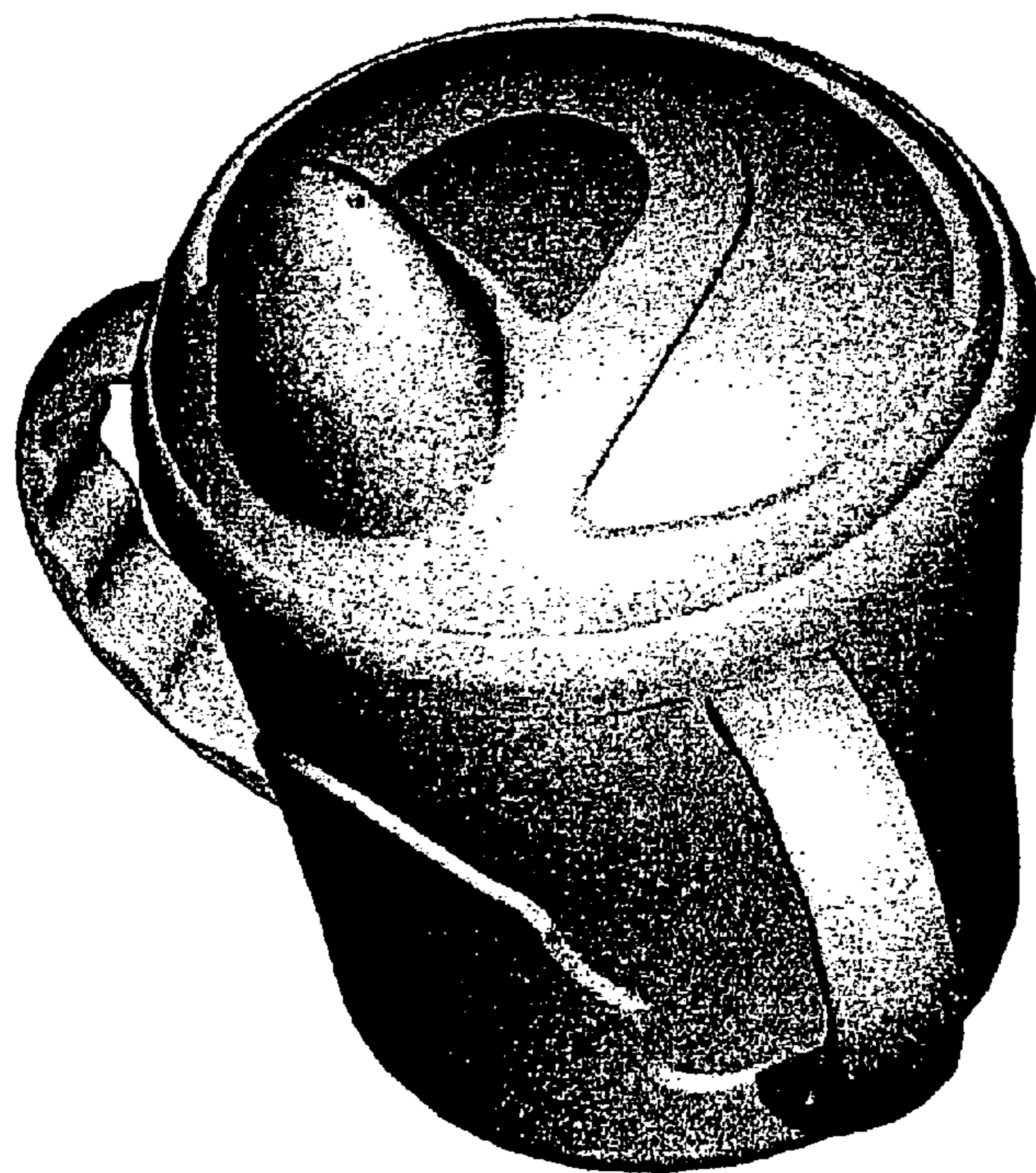


Fig. 2




Fig. 3




Fig. 4

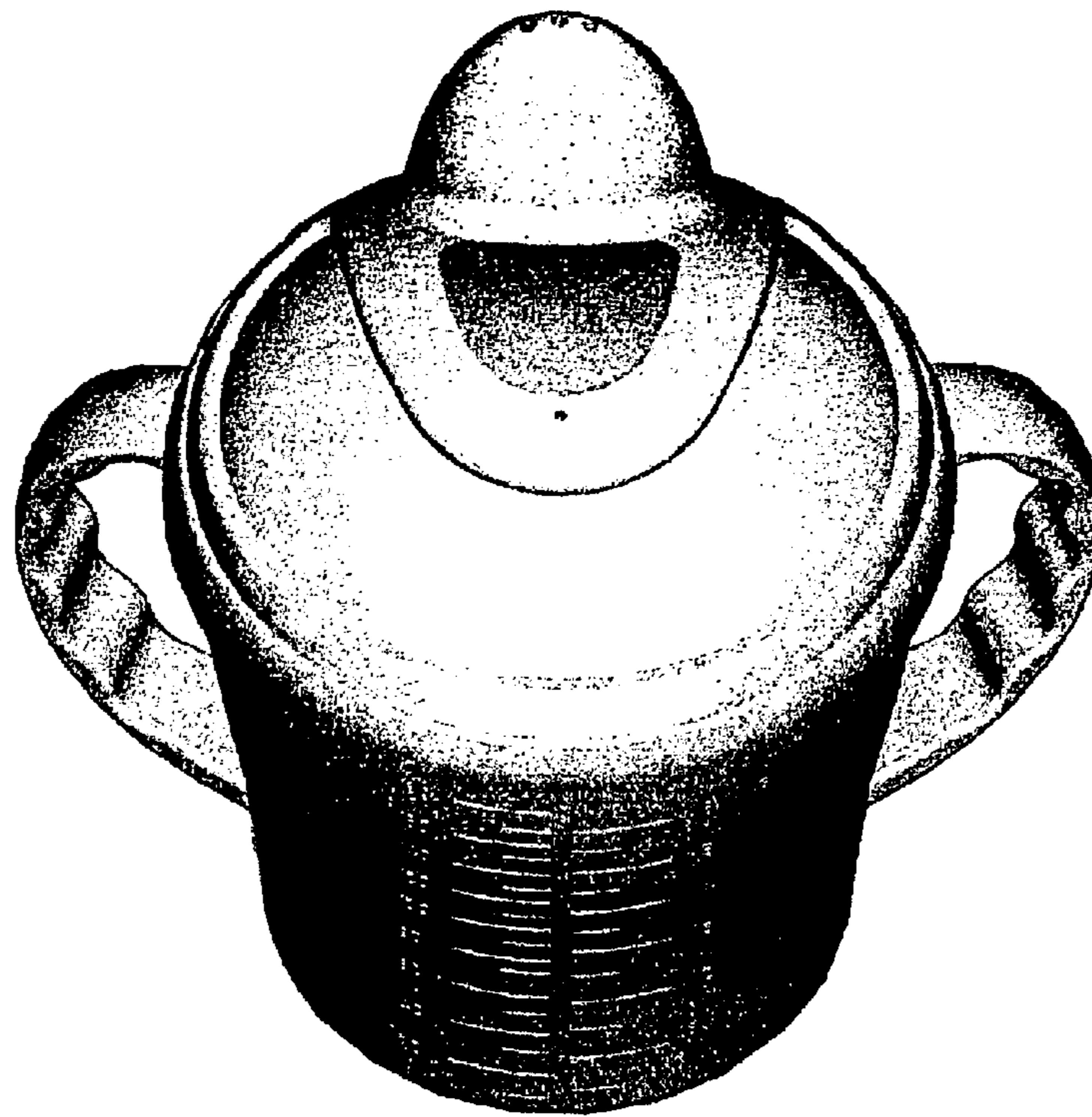


Fig. 5




Fig. 6




Fig. 7

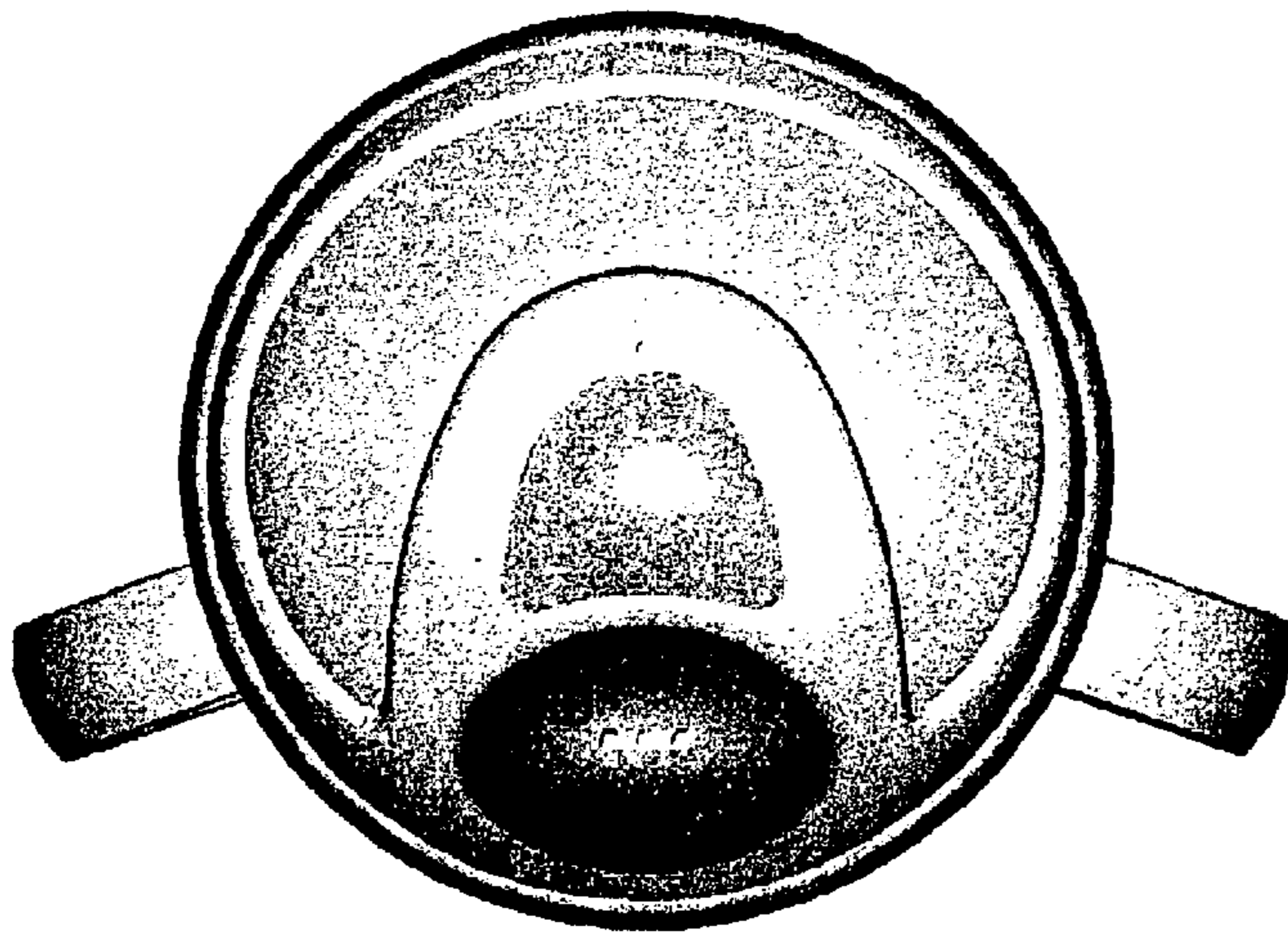


Fig. 8

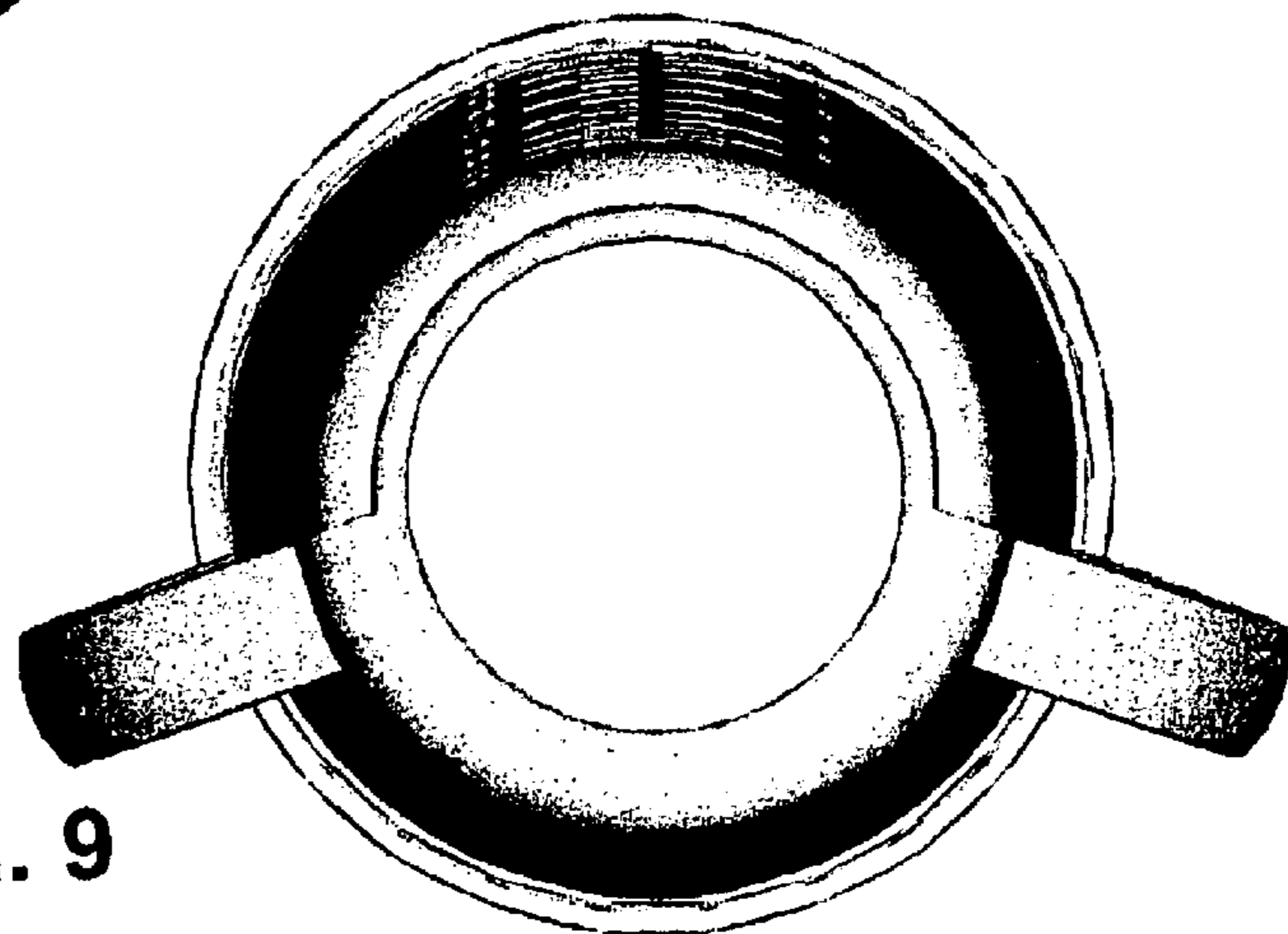


Fig. 9




Fig. 10




Fig. 11

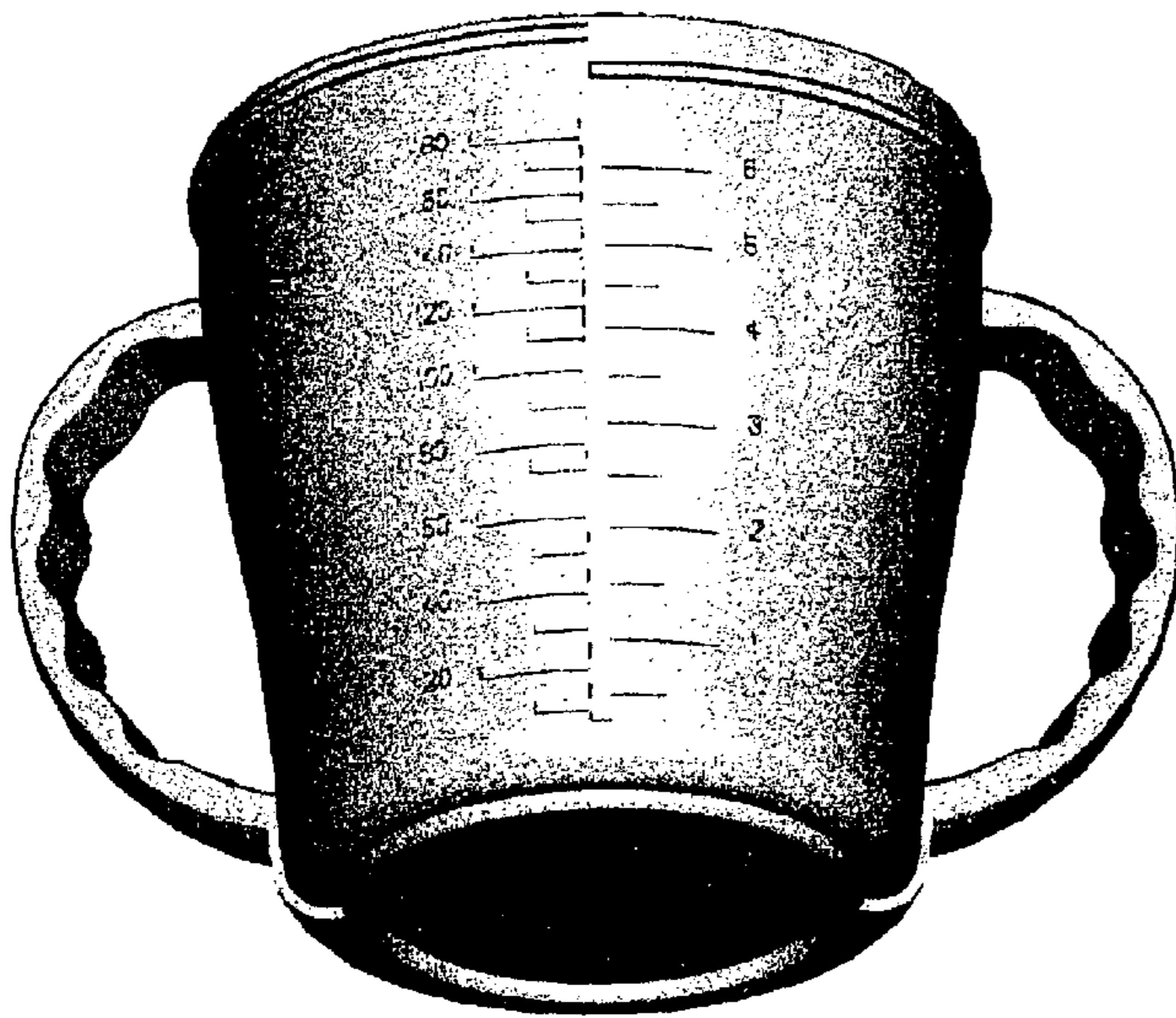


Fig. 12




Fig. 13