



US00D495543S1

(12) **United States Design Patent**
Lipsztein

(10) **Patent No.:** **US D495,543 S**

(45) **Date of Patent:** **** Sep. 7, 2004**

(54) **MODULAR FURNITURE COMPONENT**

(76) **Inventor:** **Gisele Lipsztein**, 11756 Moorpark St.
#F, Studio City, CA (US) 91604

(**) **Term:** **14 Years**

(21) **Appl. No.:** **29/187,885**

(22) **Filed:** **Aug. 8, 2003**

(51) **LOC (7) Cl.** **06-06**

(52) **U.S. Cl.** **D6/511**

(58) **Field of Search** D6/491, 505, 509-511,
D6/482; 108/157.1, 161; 312/140.1, 140.2,
140.3

(56) **References Cited**

U.S. PATENT DOCUMENTS

D244,157 S	*	5/1977	Beasley	D6/511
D252,432 S	*	7/1979	Brelsford	D6/480
D264,294 S	*	5/1982	Schulze	D6/491
D334,982 S	*	4/1993	Riach	D6/482
D375,640 S	*	11/1996	Marx	D6/482
D414,634 S	*	10/1999	Smith et al.	D6/511
D420,536 S	*	2/2000	Swensson et al.	D6/482

* cited by examiner

Primary Examiner—Cathron Brooks

(74) *Attorney, Agent, or Firm*—The Hecker Law Group

(57) **CLAIM**

The ornamental design for modular furniture component, as shown and described.

DESCRIPTION

FIG. 1 is a perspective view of the modular furniture component of the present invention.

FIG. 2 is a right side view of the modular furniture component of FIG. 1;

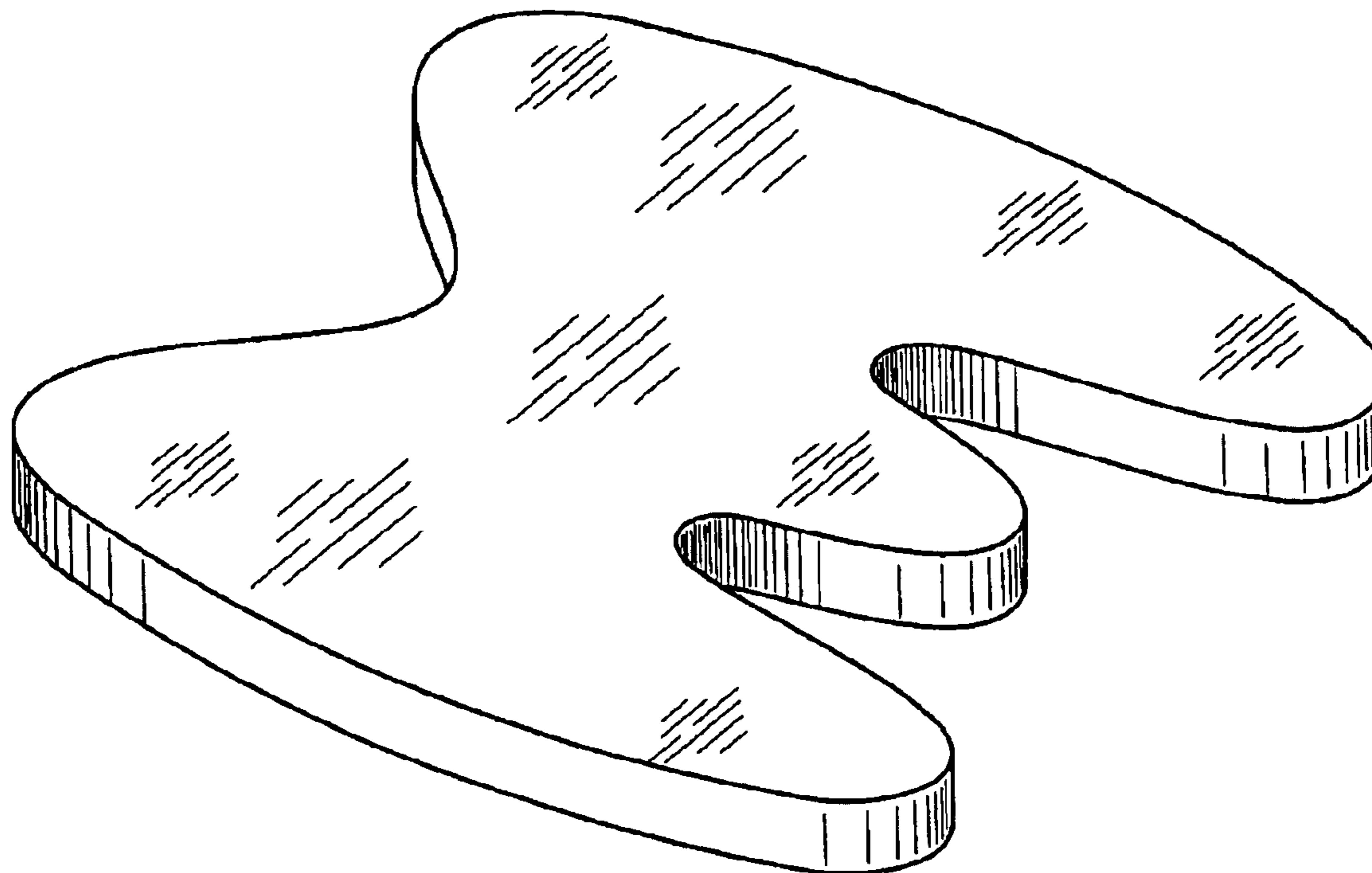
FIG. 3 is a left side view of the modular furniture component of FIG. 1;

FIG. 4 is a front view of the modular furniture component of FIG. 1;

FIG. 5 is a top view of the modular furniture component of FIG. 1; and,

FIG. 6 is a bottom view of the modular furniture component of FIG. 1.

1 Claim, 3 Drawing Sheets



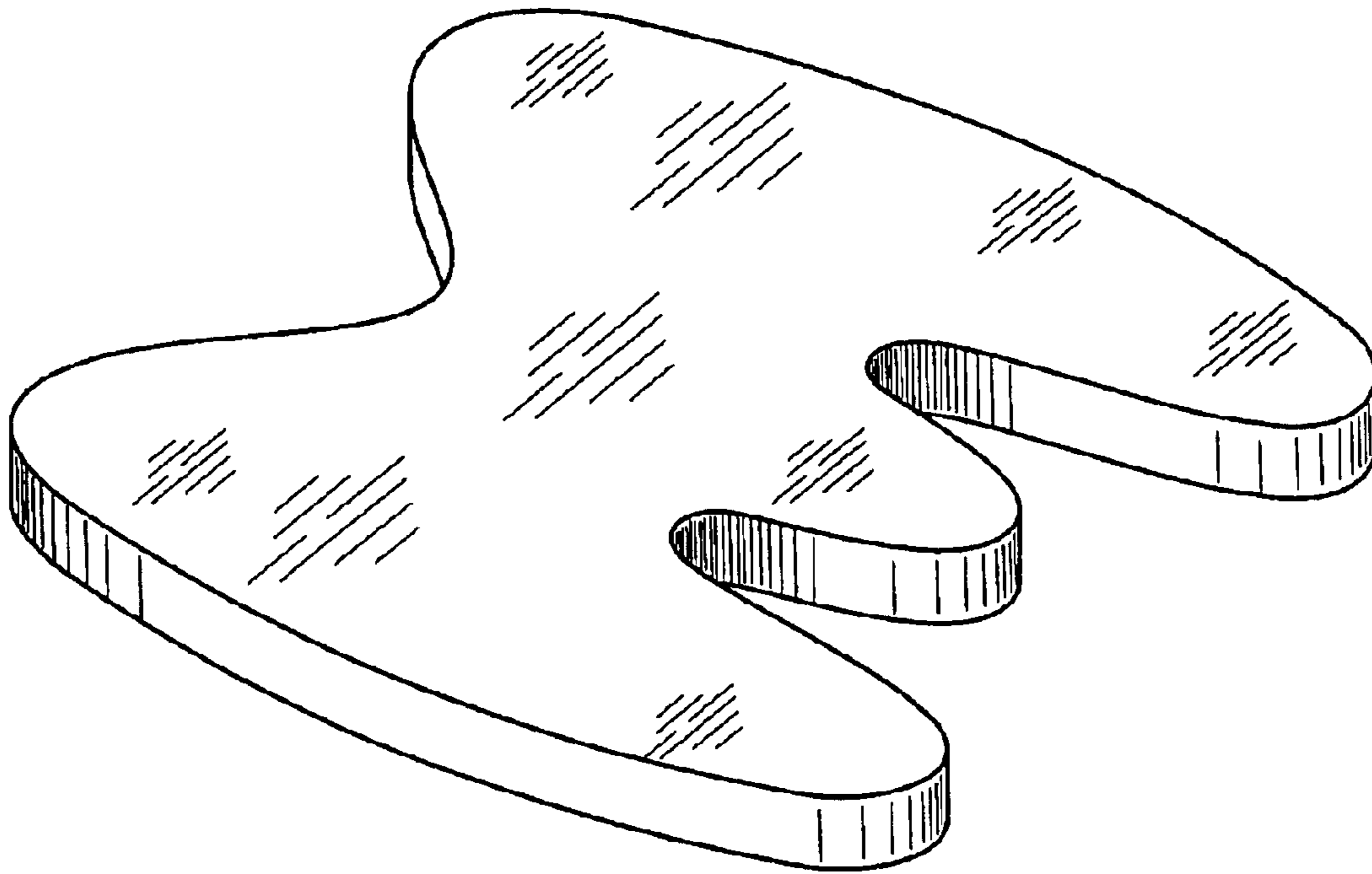


FIG. 1



FIG. 2



FIG. 3



FIG. 4

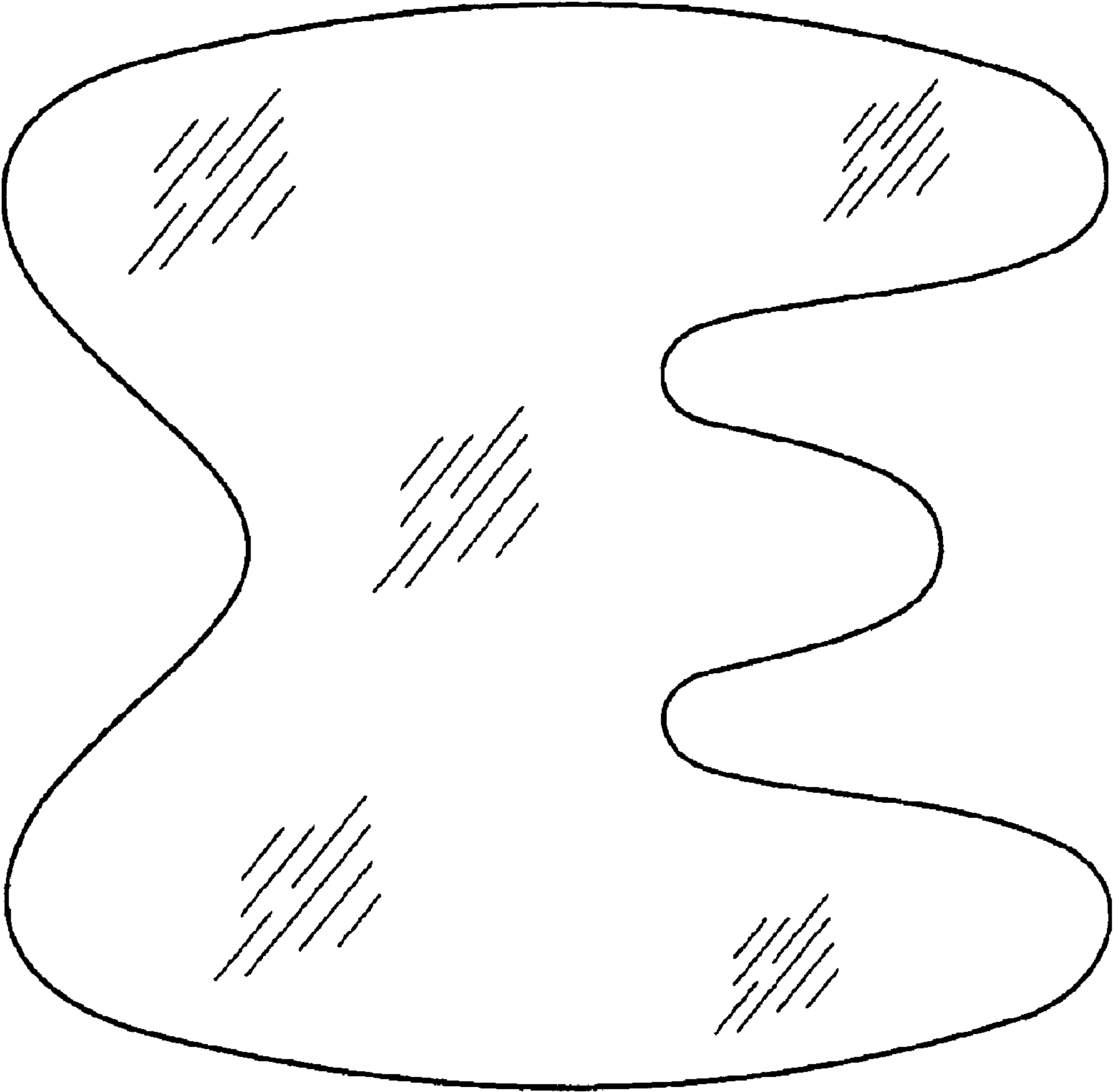


FIG. 5

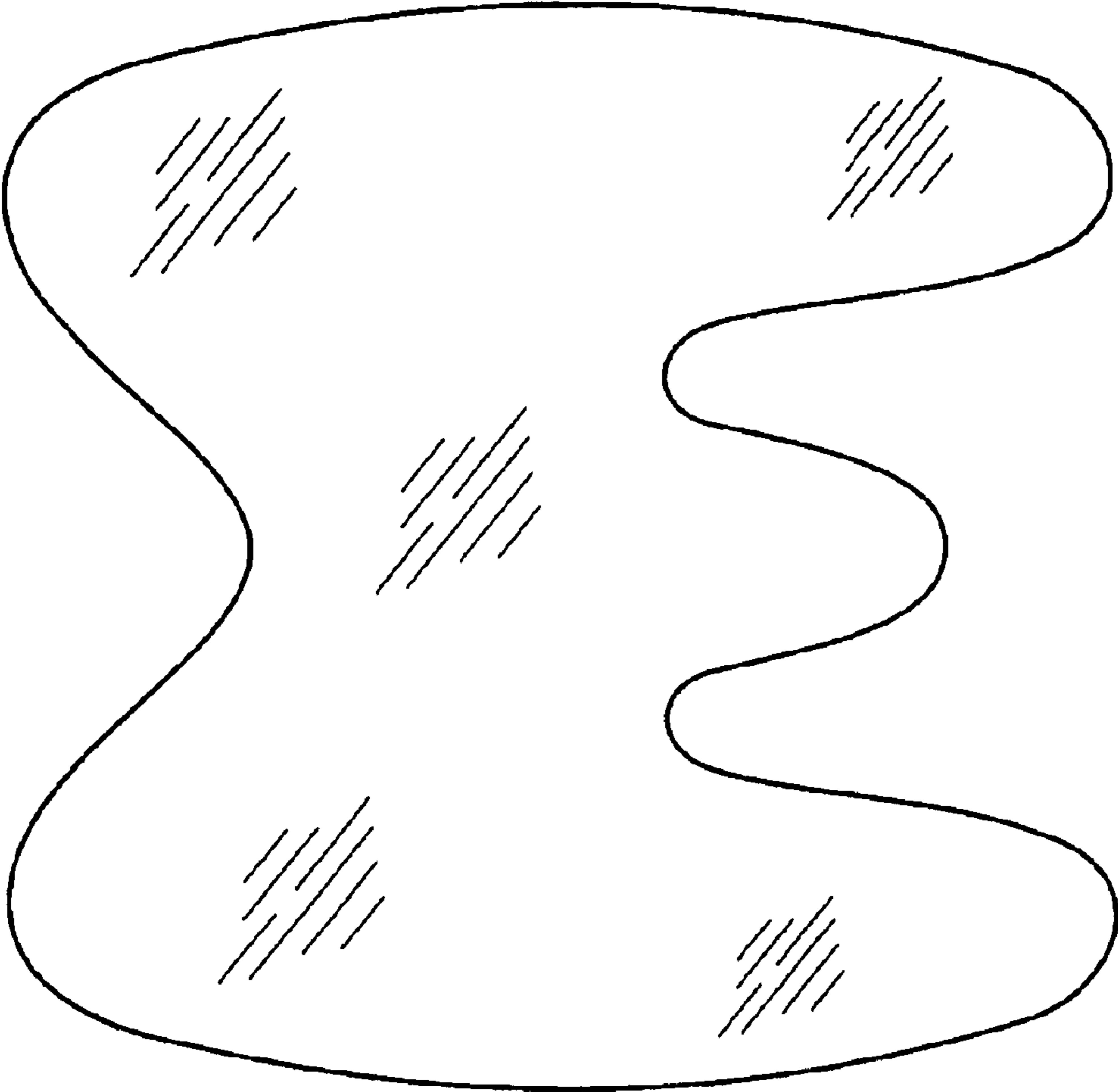


FIG. 6