

US00D495542S1

(12) **United States Design Patent**
Lipsztein

(10) **Patent No.:** **US D495,542 S**

(45) **Date of Patent:** **** Sep. 7, 2004**

(54) **MODULAR FURNITURE COMPONENT**

(76) **Inventor:** **Gisele Lipsztein**, 11756 Moorpark St.
#1, Studio City, CA (US) 91604

(**) **Term:** **14 Years**

(21) **Appl. No.:** **29/185,851**

(22) **Filed:** **Jul. 3, 2003**

(51) **LOC (7) Cl.** **06-06**

(52) **U.S. Cl.** **D6/511**

(58) **Field of Search** D6/480-489, 495,
D6/497, 450, 451, 511, 601, 604; 108/150,
153.1, 158, 155, 156, 157.1, 161; 5/631,
638, 930; D21/386; D23/311

(56) **References Cited**

U.S. PATENT DOCUMENTS

D22,121 S	*	1/1893	Varnum	D6/604
D256,387 S	*	8/1980	Land, Jr.	D23/311
D397,576 S	*	9/1998	Friedman	D6/601

D401,087 S * 11/1998 Hellwig et al. D6/482

* cited by examiner

Primary Examiner—Janice E. Seeger

(74) *Attorney, Agent, or Firm*—The Hecker Law Group

(57) **CLAIM**

The ornamental design for modular furniture component, as shown and described.

DESCRIPTION

FIG. 1 is a perspective view of the modular furniture component of the present invention.

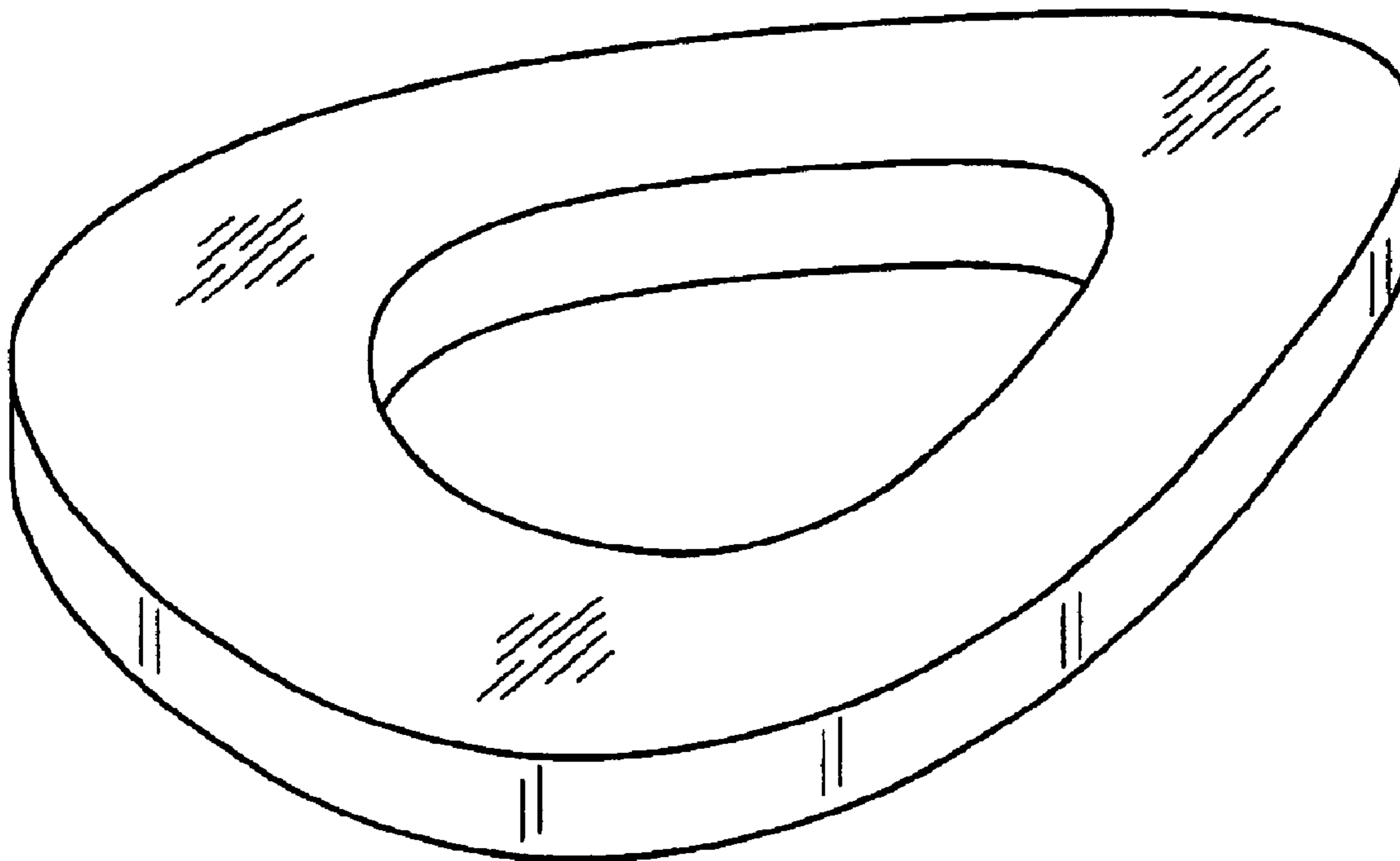
FIG. 2 is a front view of the modular furniture component of FIG. 1;

FIG. 3 is a side view of the modular furniture component of FIG. 1;

FIG. 4 is a top view of the modular furniture component of FIG. 1; and,

FIG. 5 is a bottom view of the modular furniture component of FIG. 1.

1 Claim, 3 Drawing Sheets



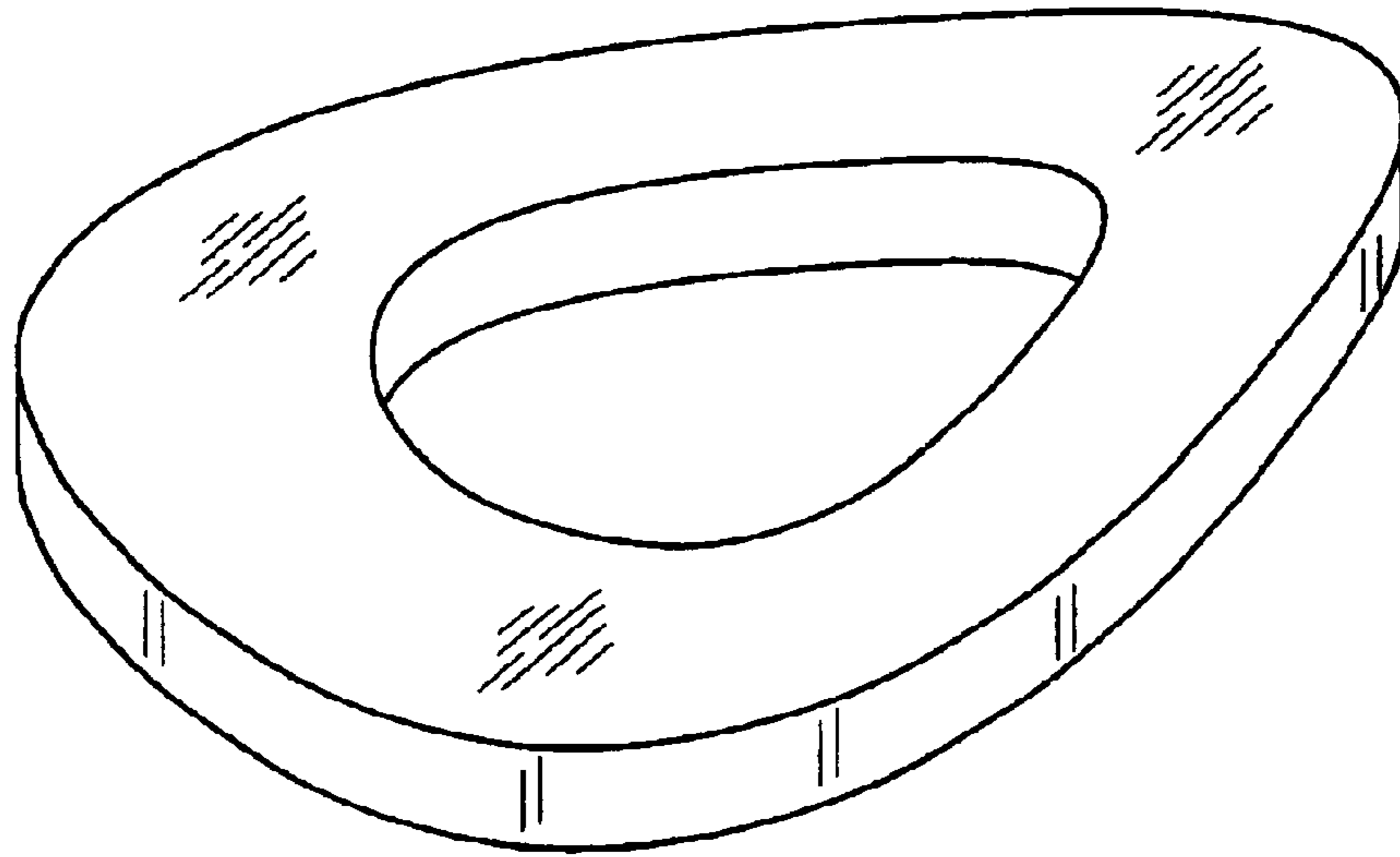


FIG. 1



FIG. 2



FIG. 3

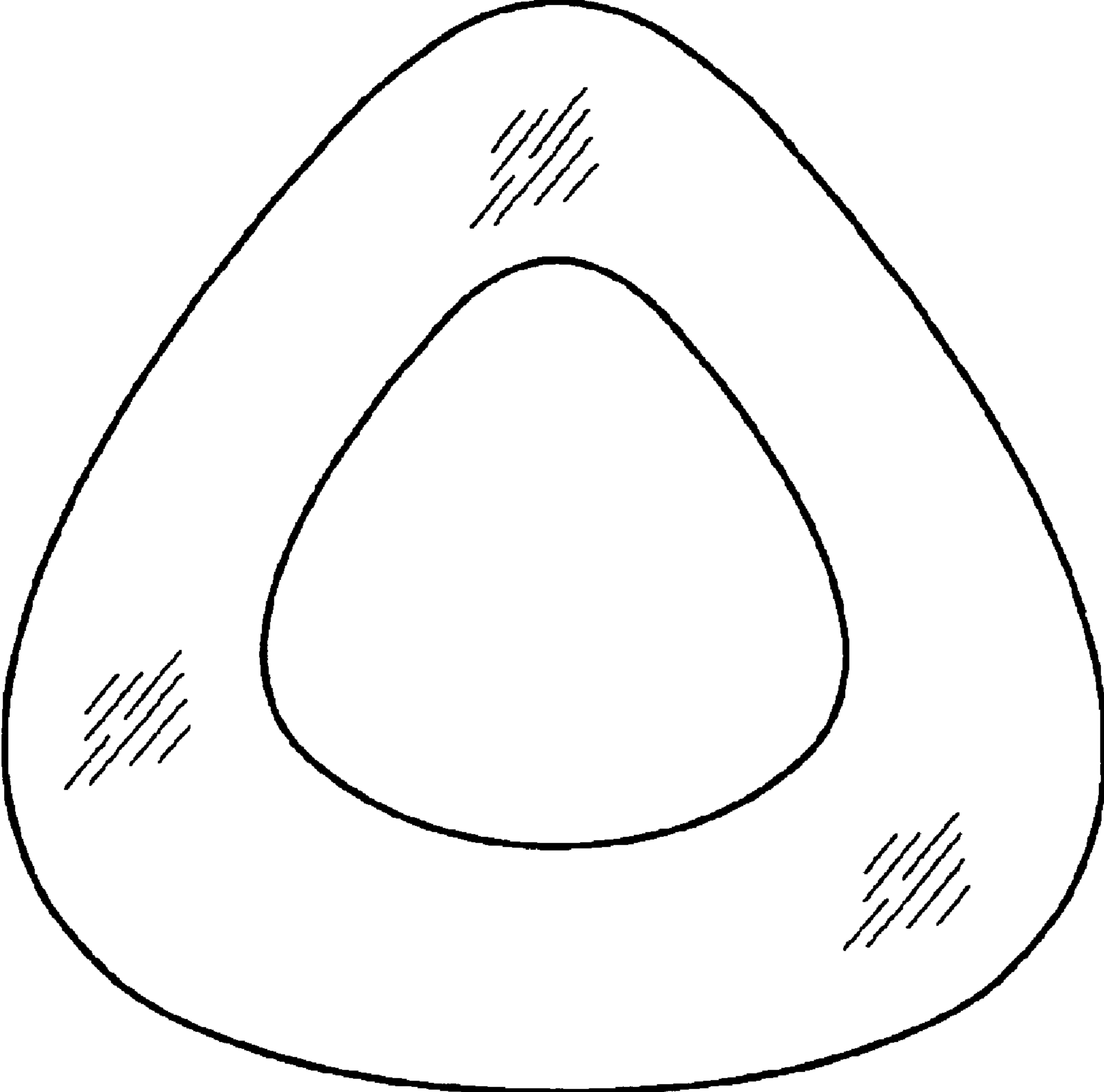


FIG. 4

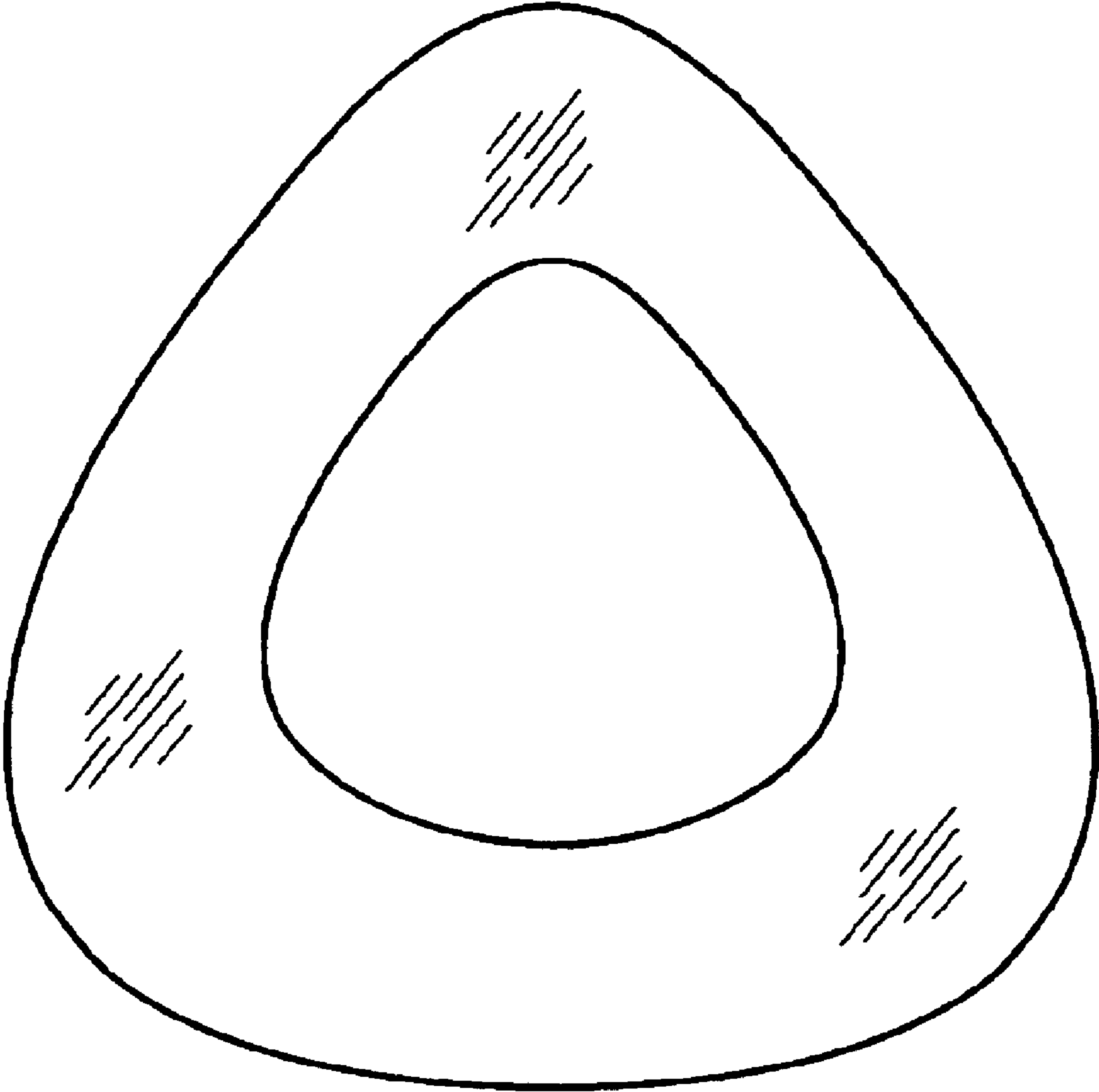


FIG. 5