



US00D495540S1

(12) **United States Design Patent**
Lipsztein

(10) **Patent No.:** **US D495,540 S**

(45) **Date of Patent:** **** Sep. 7, 2004**

(54) **MODULAR FURNITURE COMPONENT**

(76) **Inventor:** **Gisele Lipsztein**, 11756 Moorpark St.
#F, Studio City, CA (US) 91604

(**) **Term:** **14 Years**

(21) **Appl. No.:** **29/185,847**

(22) **Filed:** **Jul. 3, 2003**

(51) **LOC (7) Cl.** **06-06**

(52) **U.S. Cl.** **D6/511**

(58) **Field of Search** D6/491, 505, 509-511,
D6/482; 108/157.1, 161; 312/140.1, 140.2,
140.3; D1/125, 128; D32/40

(56) **References Cited**

U.S. PATENT DOCUMENTS

D165,584 S	*	1/1952	Johnson	D6/482
D166,377 S	*	4/1952	Curtis	D6/477
D291,851 S	*	9/1987	Salvato	D6/482
D392,433 S	*	3/1998	Norris	D32/40
D410,457 S	*	6/1999	Eyler	D14/432
D414,634 S	*	10/1999	Smith et al.	D6/511
D421,535 S	*	3/2000	Swensson et al.	D6/486
D442,397 S	*	5/2001	Brown et al.	D6/482

D456,181 S	*	4/2002	Swensson et al.	D6/486
D460,630 S	*	7/2002	Ritch et al.	D6/332
D475,095 S	*	5/2003	Manville	D21/484
D476,700 S	*	7/2003	Manville	D21/484

* cited by examiner

Primary Examiner—Cathron Brooks

(74) *Attorney, Agent, or Firm*—The Hecker Law Group

(57) **CLAIM**

The ornamental design for modular furniture component, as shown and described.

DESCRIPTION

FIG. 1 is a perspective view of the modular furniture component of the present invention.

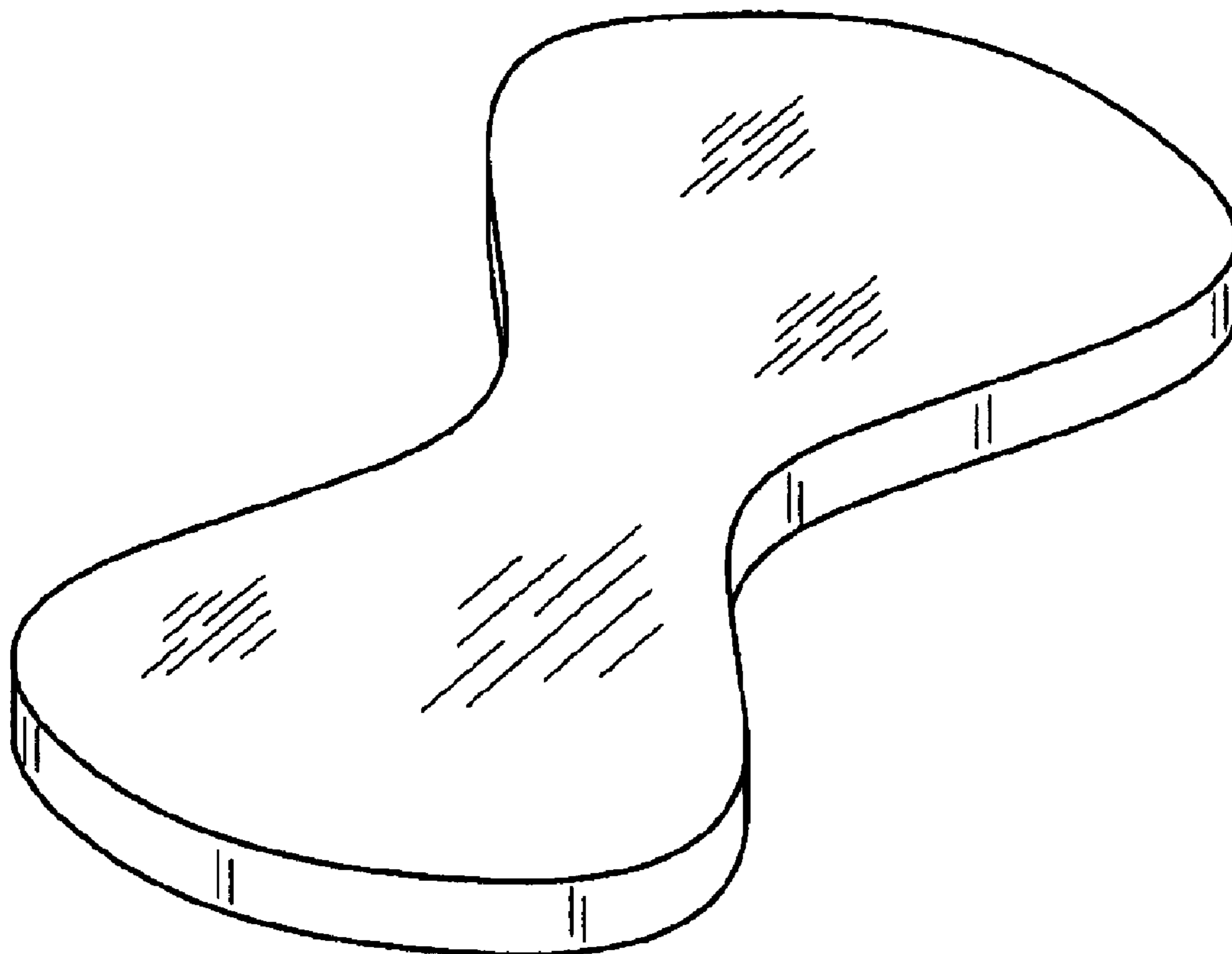
FIG. 2 is a front view of the modular furniture component of FIG. 1;

FIG. 3 is a side view of the modular furniture component of FIG. 1;

FIG. 4 is a top view of the modular furniture component of FIG. 1; and,

FIG. 5 is a bottom view of the modular furniture component of FIG. 1.

1 Claim, 3 Drawing Sheets



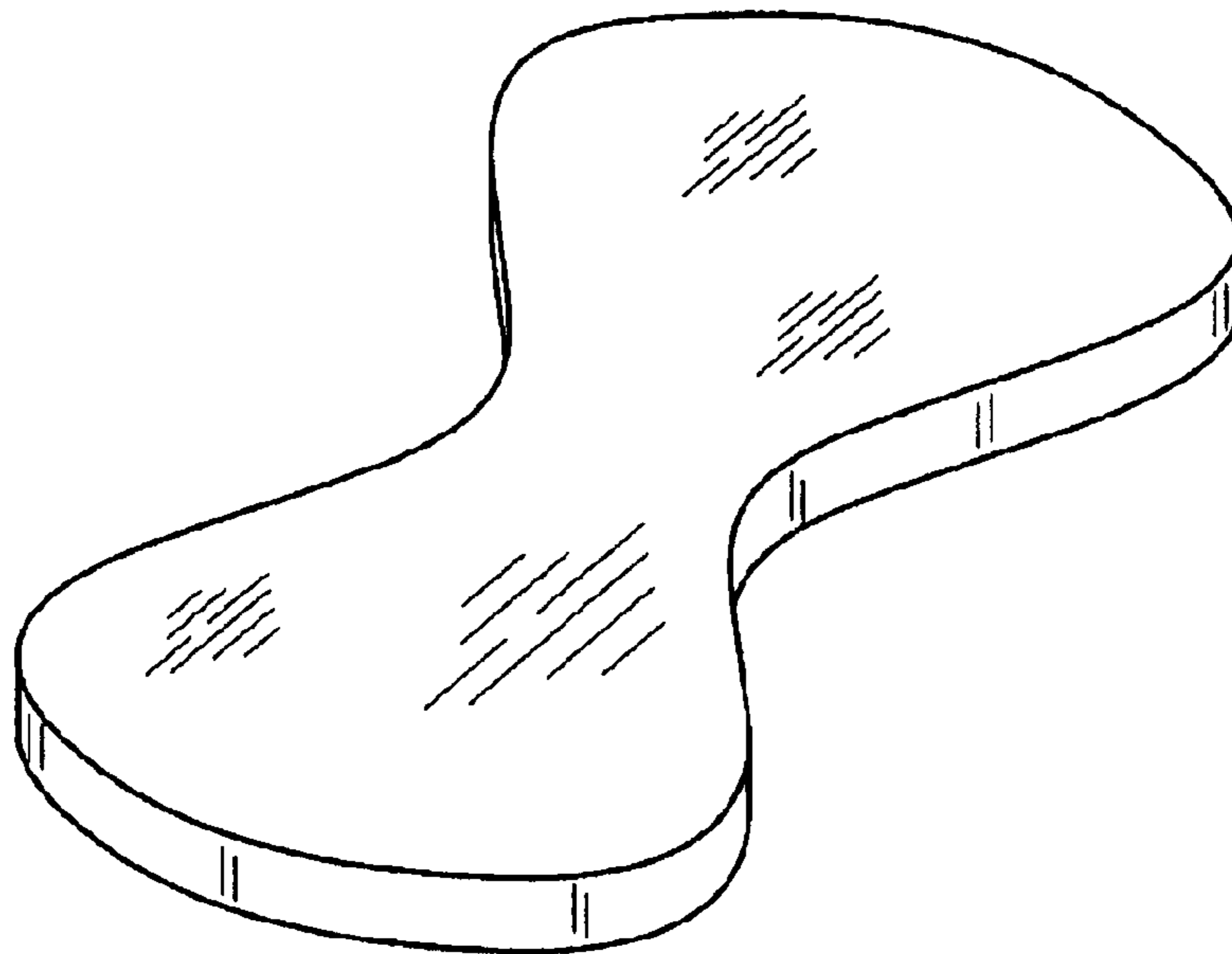


FIG. 1



FIG. 2




FIG. 3

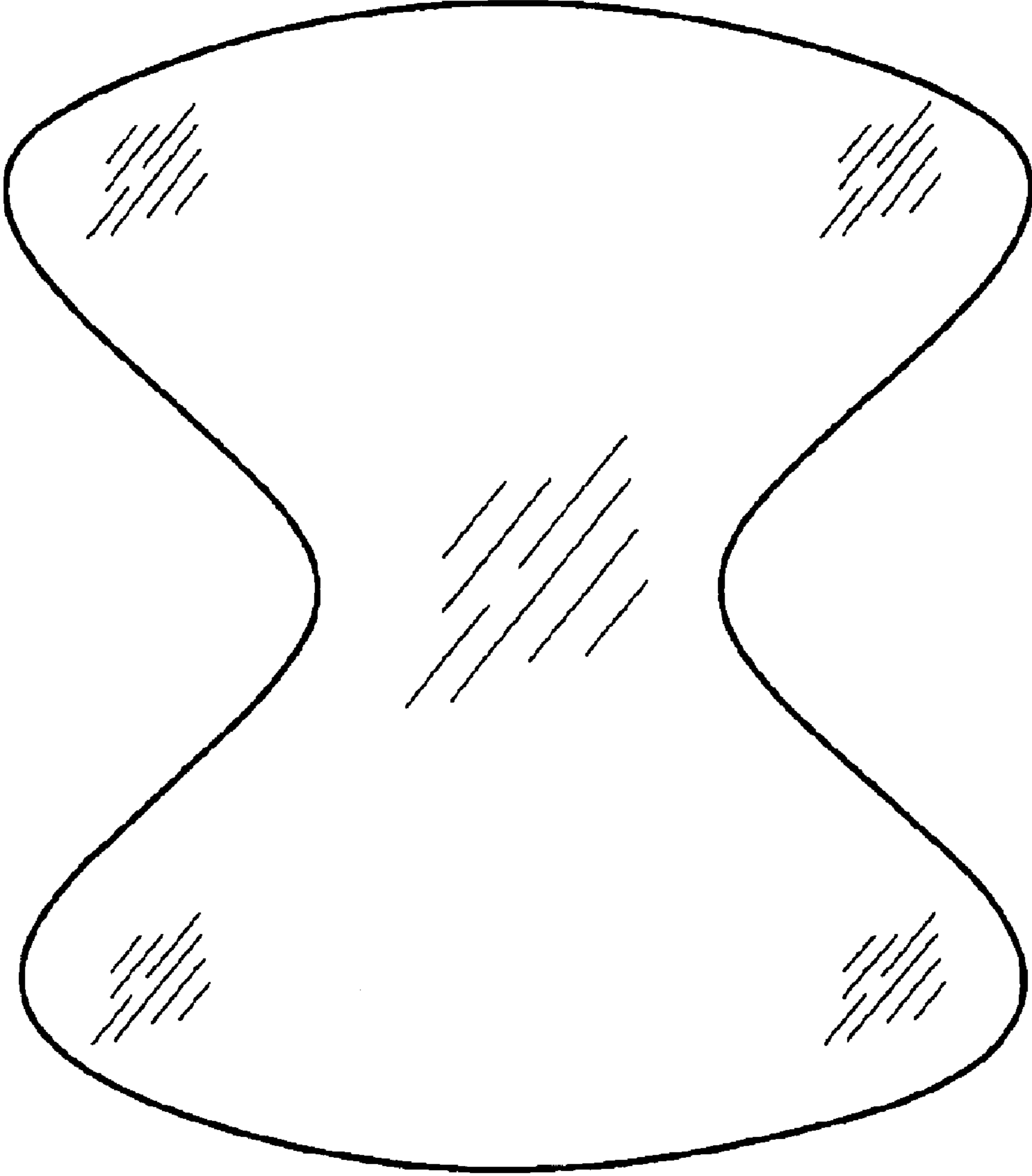


FIG. 4

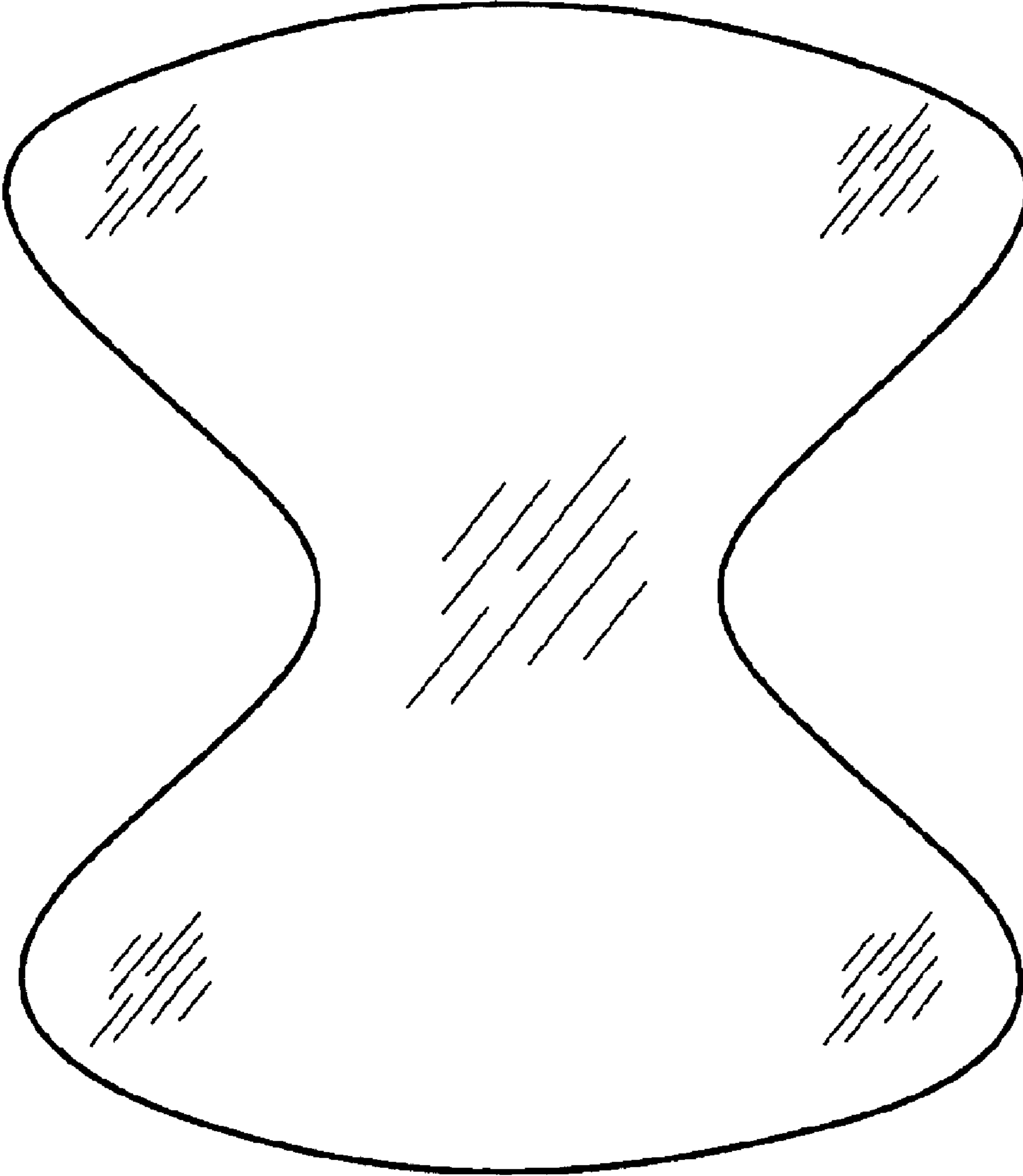


FIG. 5