

US00D495538S1

(12) **United States Design Patent** (10) **Patent No.:** **US D495,538 S**
Gorvett et al. (45) **Date of Patent:** **** Sep. 7, 2004**

(54) **AIRLINER TRAY TABLE WITH AN ADVERTISEMENT WINDOW**

(75) Inventors: **Scott Gorvett**, Chantilly, VA (US); **Dennis Putnam**, Kearney, MO (US); **Richard Cox**, Excelsior Springs, MO (US); **Thomas Eckdahl**, Osage Beach, MO (US); **Robert S. Kirkendall**, Overland Park, KS (US)

(73) Assignee: **International Travel Media Partnership**, Chantilly, VA (US)

(**) Term: **14 Years**

(21) Appl. No.: **29/183,045**

(22) Filed: **Jun. 6, 2003**

(51) **LOC (7) Cl.** **06-06**

(52) **U.S. Cl.** **D6/500**

(58) **Field of Search** D6/334, 335, 336, D6/356, 500-502, 511, 574; D12/400, 419, 425; 108/25, 44; 248/311.2; 297/146, 147, 163, 232, 233, 248, 188.01, 188.04, 188.07

(56) **References Cited**

U.S. PATENT DOCUMENTS

- 1,639,085 A * 8/1927 Fohey 297/188.04
- 3,795,422 A * 3/1974 Robinson et al. 297/146
- D272,402 S * 1/1984 Marrujo D6/511
- D273,642 S * 5/1984 Marrujo D6/356
- 4,511,178 A * 4/1985 Brennan 297/146
- 4,756,528 A * 7/1988 Umashankar 297/163

- 5,507,556 A * 4/1996 Dixon 297/188.04
- 6,550,861 B1 * 4/2003 Williamson 108/44
- D487,856 S * 3/2004 Kalinowski et al. D6/500
- 2002/0043826 A1 * 4/2002 Ingram et al. 297/146
- 2003/0094837 A1 * 5/2003 Williamson et al. 297/163

* cited by examiner

Primary Examiner—Mimosa De
(74) *Attorney, Agent, or Firm*—Piper Rudnick LLP; Steven B. Kelber

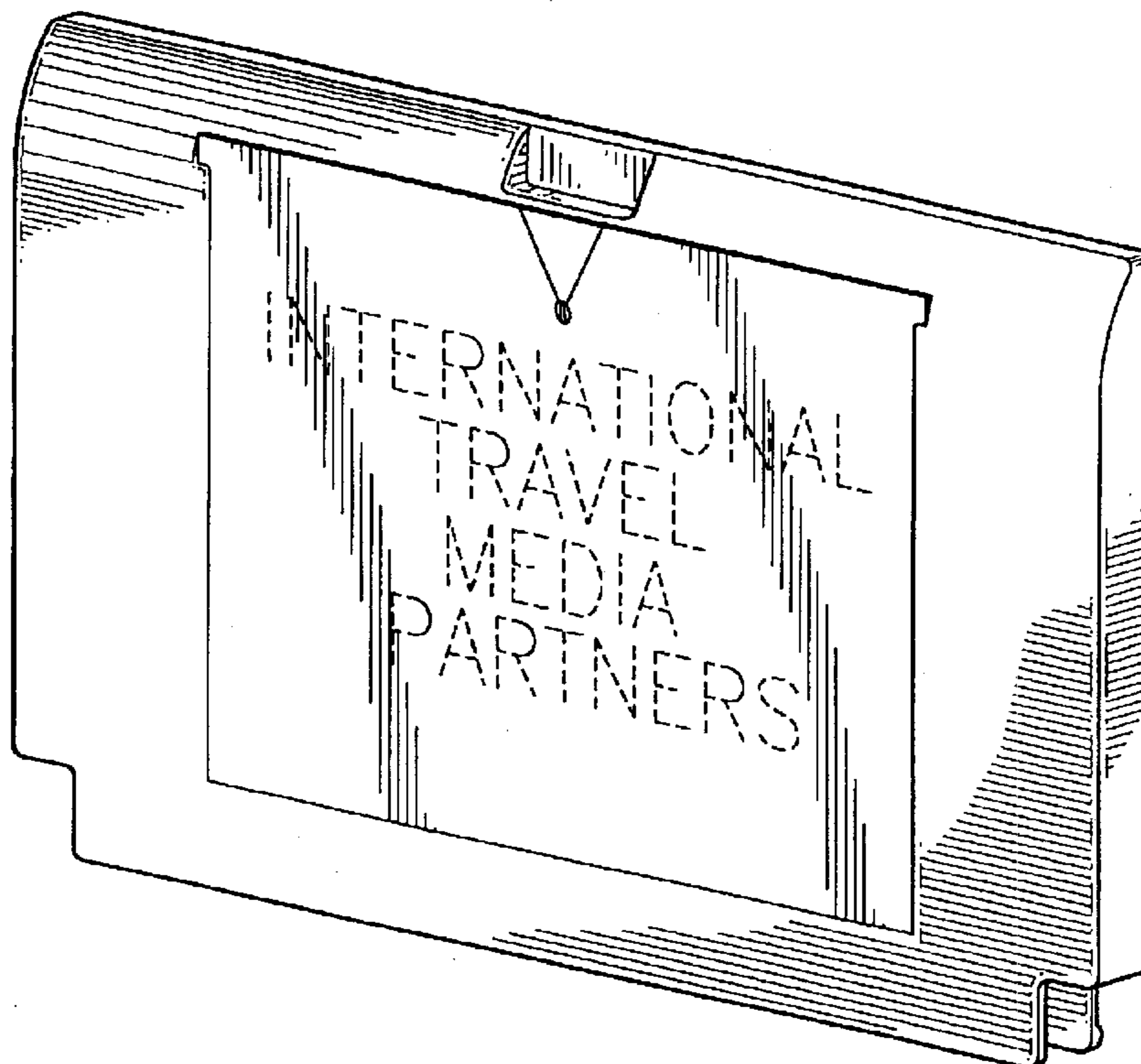
(57) **CLAIM**

The ornamental design for an airliner tray table with an advertisement window, as shown and described.

DESCRIPTION

FIG. 1 is a front perspective view of the airliner tray table with an advertisement window.
 FIG. 2 is a front view of the airliner tray table with an advertisement window.
 FIG. 3 is a top view of the airliner tray table with an advertisement window of FIG. 1.
 FIG. 4 is a bottom view of the airliner tray table with an advertisement window of FIG. 1.
 FIG. 5 is a back view of the airliner tray table with an advertisement window of FIG. 1; and,
 FIG. 6 is a left side view of the airliner tray table with an advertisement window of FIG. 1, the right side view being a mirror image thereof.
 The broken line showing of the written indicia in FIGS. 1 and 2 is for illustrative purposes only and forms no part of the claimed design.

1 Claim, 3 Drawing Sheets






FIG. 1




FIG. 2



FIG. 3



FIG. 4

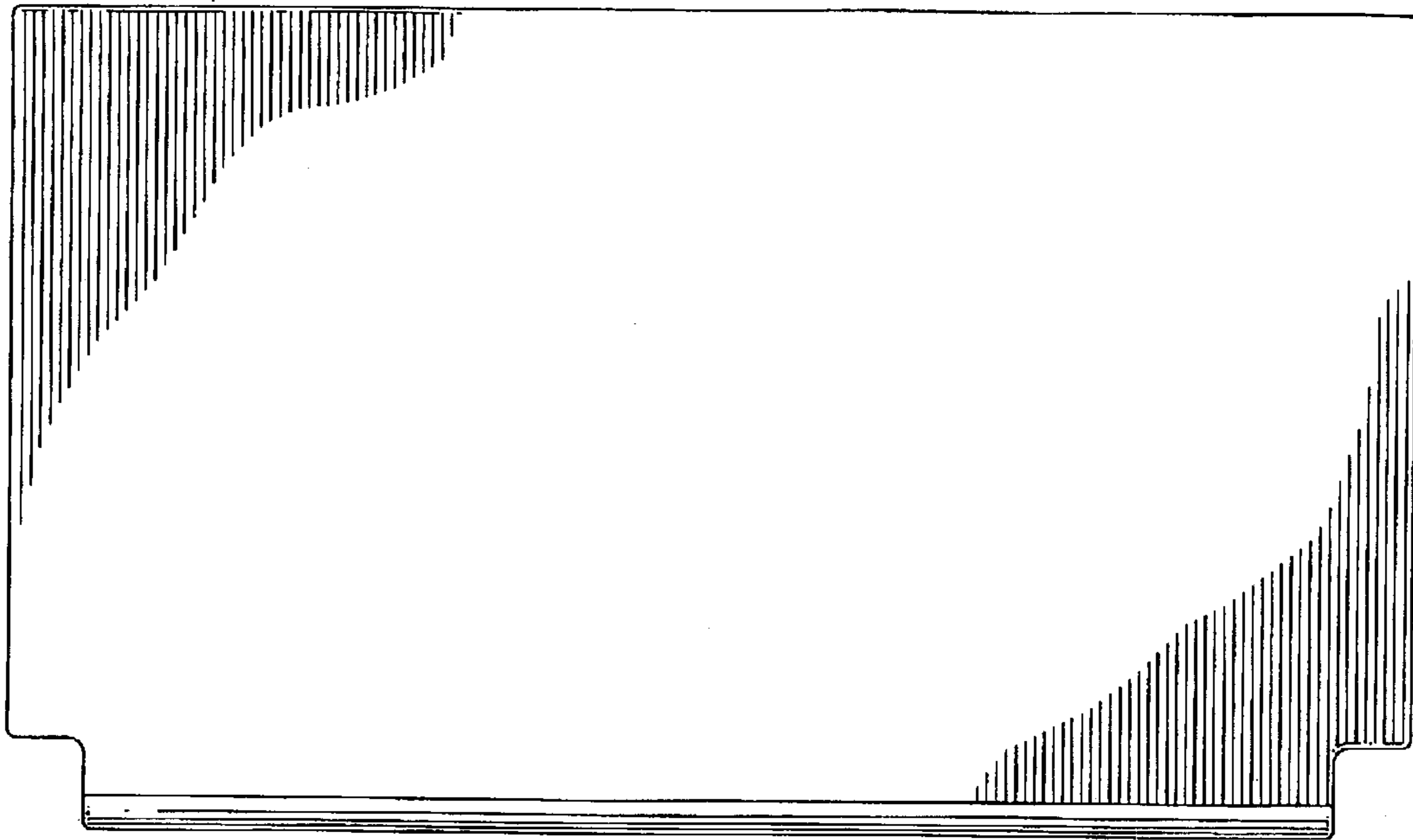


FIG. 5



FIG. 6