



US00D495527S1

(12) **United States Design Patent**  
**Walker**

(10) **Patent No.:** **US D495,527 S**

(45) **Date of Patent:** **\*\* Sep. 7, 2004**

(54) **CART CABINET**

D301,421 S \* 6/1989 Turley ..... D6/478  
4,940,299 A \* 7/1990 Lazenby ..... 312/285  
D459,613 S \* 7/2002 Grosfillex ..... D6/436

(75) **Inventor:** **David L. Walker**, Chester, PA (US)

(73) **Assignee:** **Zenith Products Corp.**, New Castle, DE (US)

(\*\*) **Term:** **14 Years**

\* cited by examiner

*Primary Examiner*—Cathron Brooks

(74) *Attorney, Agent, or Firm*—Edgar A. Zarins; Lloyd D. Doigan

(21) **Appl. No.:** **29/188,981**

(57) **CLAIM**

(22) **Filed:** **Aug. 27, 2003**

The ornamental design for a cart cabinet, as shown and described.

(51) **LOC (7) Cl.** ..... **06-04**

(52) **U.S. Cl.** ..... **D6/436**

(58) **Field of Search** ..... D6/432-448; 312/204, 312/224, 278, 279, 283, 285

**DESCRIPTION**

FIG. 1 is a perspective view of a cart cabinet showing my new design;

FIG. 2 is a top plan view thereof; and,


FIG. 3 is a side elevational view thereof.

(56) **References Cited**

**U.S. PATENT DOCUMENTS**

D248,072 S \* 6/1978 Johnson ..... D6/436

**1 Claim, 2 Drawing Sheets**



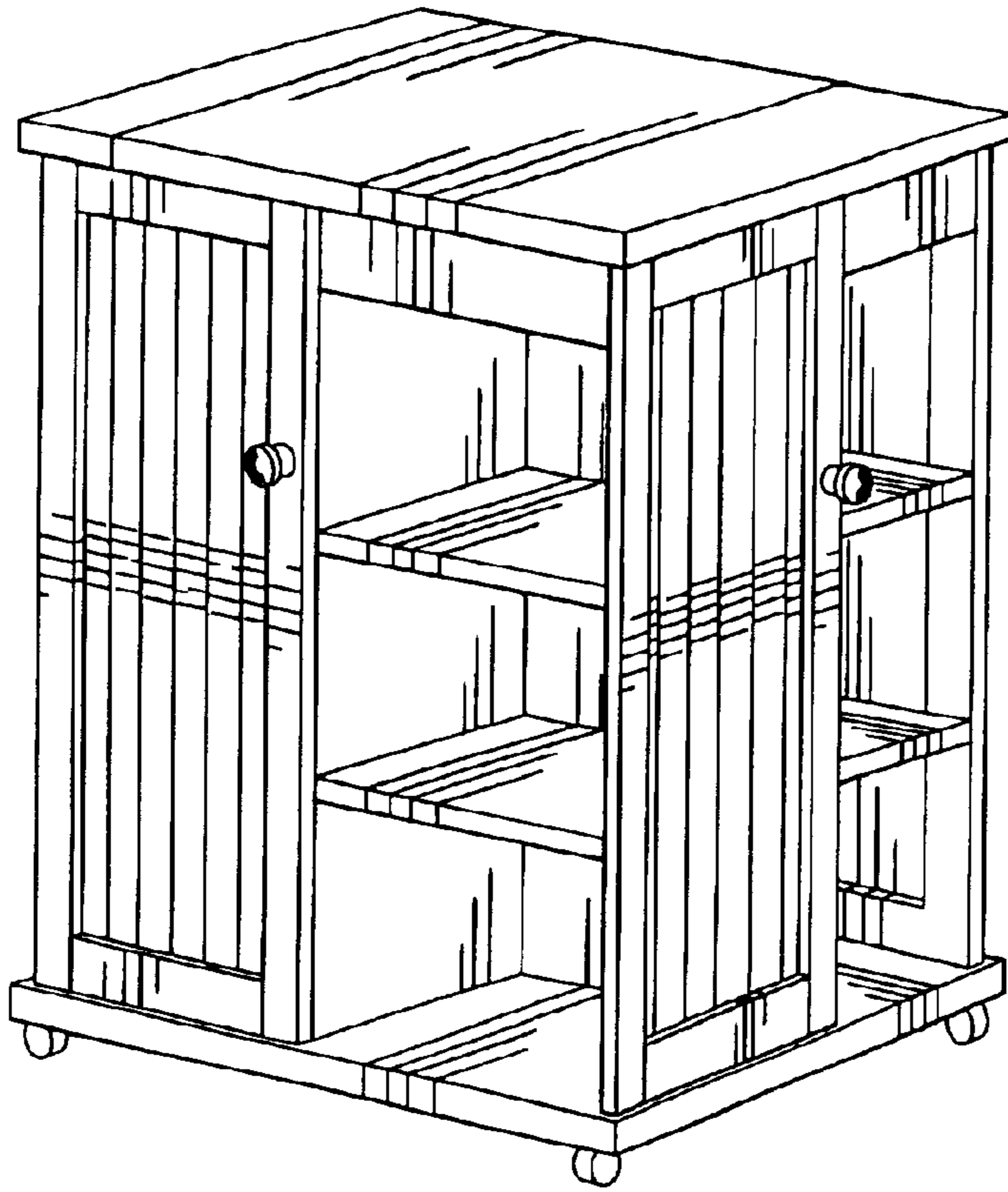


Fig-1

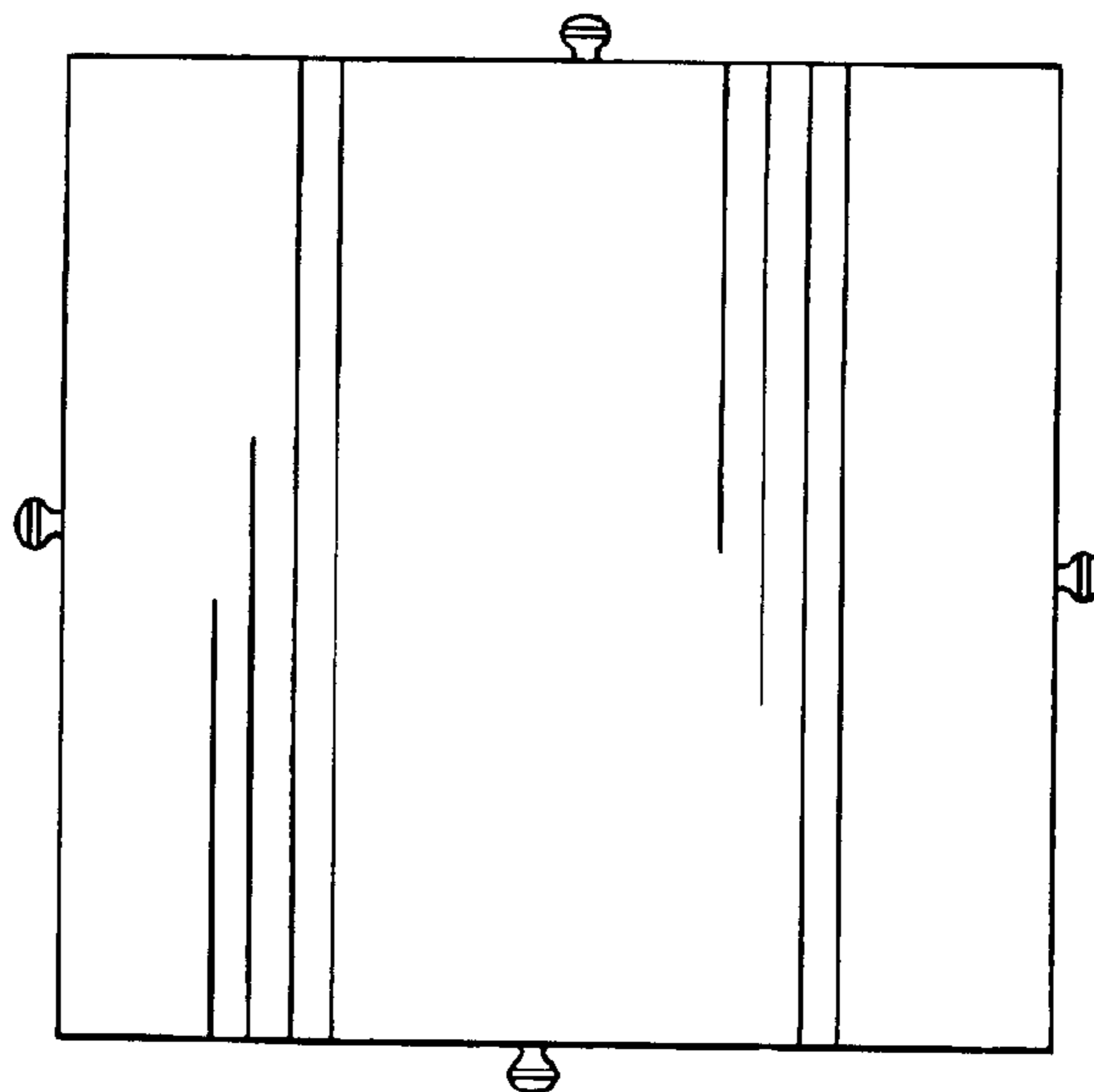


Fig-2

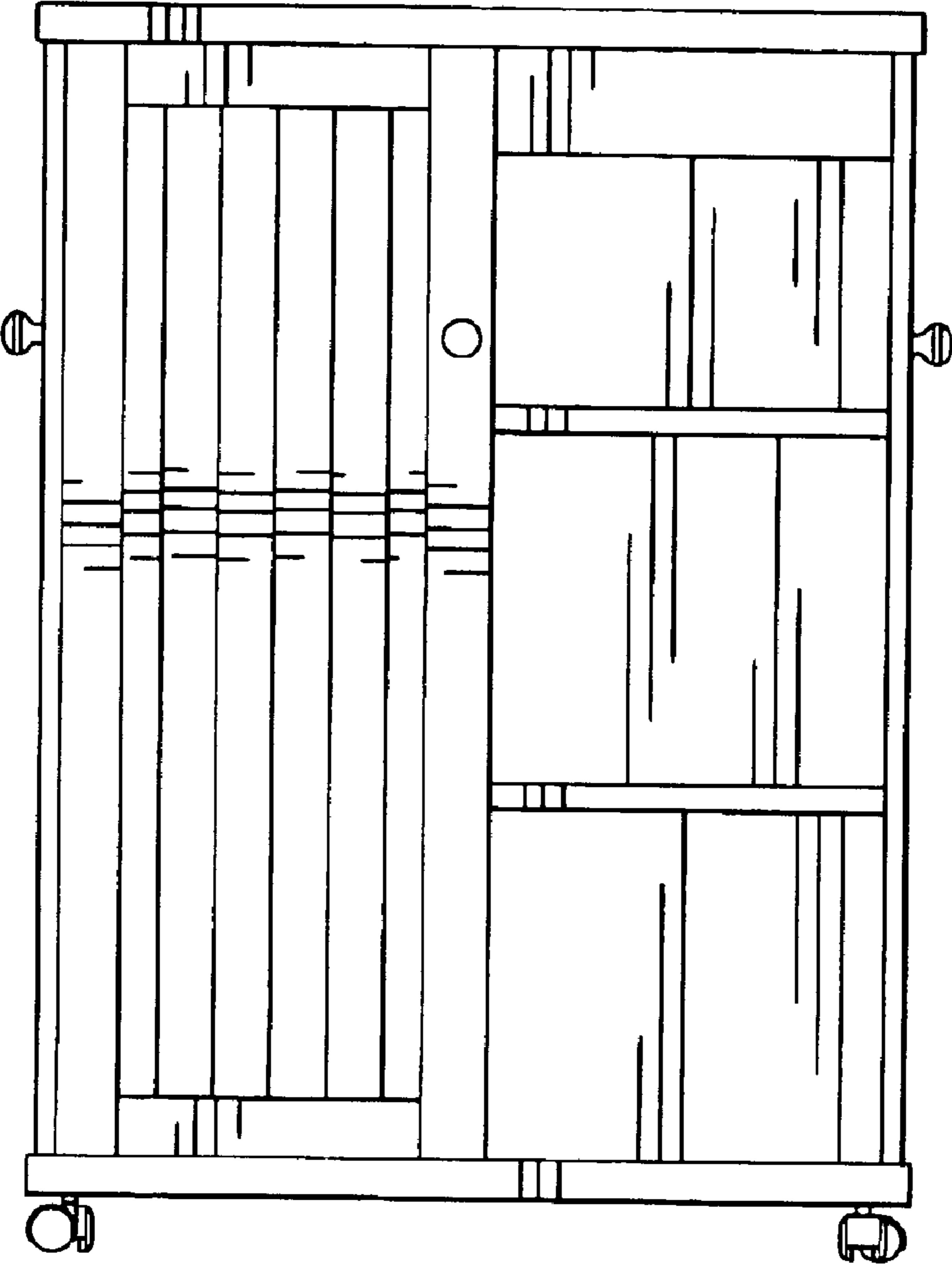


Fig-3