

US00D495522S1

(12) **United States Design Patent**
Sanchez

(10) **Patent No.: US D495,522 S**

(45) **Date of Patent: ** Sep. 7, 2004**

(54) **TIME-OUT BOX**

(76) **Inventor: Mario T. Sanchez**, 2051 W.
Washington Sq., Santa Ana, CA (US)
92706

(**) **Term: 14 Years**

(21) **Appl. No.: 29/186,805**

(22) **Filed: Jul. 21, 2003**

(51) **LOC (7) Cl. 06-04**

(52) **U.S. Cl. D6/397; D6/336**

(58) **Field of Search D6/334-336, 349,**
D6/397, 432, 433, 500-502; 297/118, 188.01,
188.07, 188.08, 188.09, 188.1, 188.13,
423.1, 461, 462; 206/278.1; 220/500, 810,
816, 829

(56) **References Cited**

U.S. PATENT DOCUMENTS

254,867	A	*	3/1882	Graham et al.	297/188.13
D166,532	S	*	4/1952	Edler	D6/397
2,693,846	A	*	11/1954	Luttio	297/188.1
2,950,753	A	*	8/1960	Gleitsman et al.	297/188.01
3,002,789	A	*	10/1961	Brown	297/462
3,892,441	A	*	7/1975	Roeshman	297/461
D257,995	S	*	1/1981	Mikkelsen et al.	D6/397

D351,508	S	*	10/1994	Bonazza	D6/336
D439,059	S	*	3/2001	Bernes	D6/336
D461,061	S	*	8/2002	Kent	D6/336

OTHER PUBLICATIONS

Personalized toy chest, p. 14-15, Sturbridge Yankee Work-
shop catalog.*

* cited by examiner

Primary Examiner—Mimosa De

(74) *Attorney, Agent, or Firm*—Michael F. Hughes; Hughes
Law Firm, PLLC

(57) **CLAIM**

The ornamental design for a time-out box, as shown and
described.

DESCRIPTION

FIG. 1 is a front elevation view of the present invention;
FIG. 2 is a side elevation view thereof;
FIG. 3 is a rear elevation view thereof;
FIG. 4 is a side elevation view opposite of the side view as
shown in FIG. 2;
FIG. 5 is a top view of the present invention; and,
FIG. 6 is a bottom end view of the present invention.

1 Claim, 3 Drawing Sheets





FIG. 1




FIG. 2




FIG. 3




FIG. 4




FIG. 5

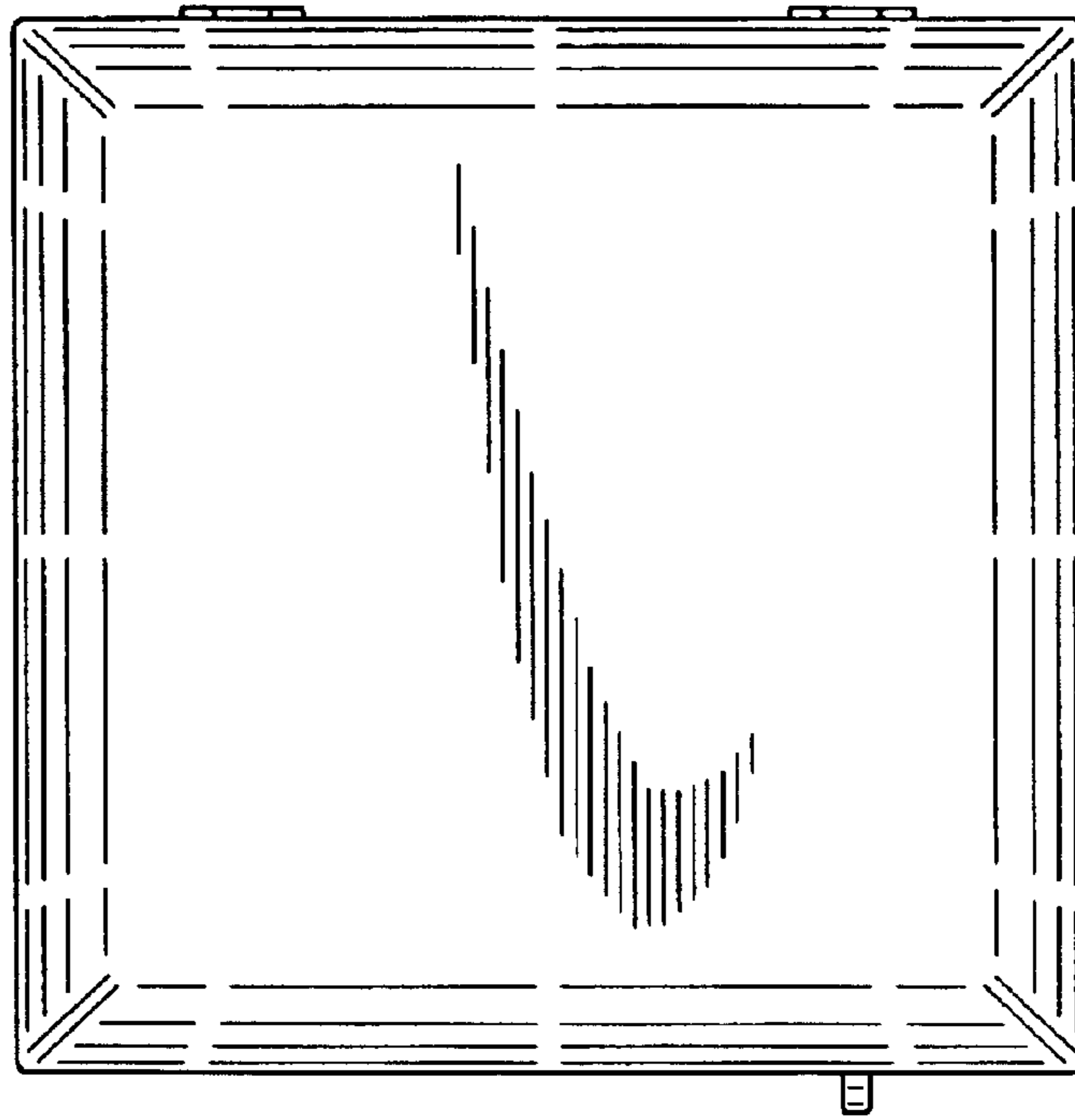


FIG. 6

