

US00D495517S1

(12) **United States Design Patent** (10) **Patent No.:** **US D495,517 S**
Ricci (45) **Date of Patent:** **** Sep. 7, 2004**

(54) **SEAT** D487,996 S * 4/2004 Natuzzi D6/381

(75) **Inventor:** **Luca Ricci, Forli (IT)**

(73) **Assignee:** **De Coro Ltd., Fanling (HK)**

(**) **Term:** **14 Years**

(21) **Appl. No.:** **29/196,893**

(22) **Filed:** **Jan. 7, 2004**

(51) **LOC (7) Cl.** **06-01**

(52) **U.S. Cl.** **D6/381; D6/334**

(58) **Field of Search** **D6/334, 335, 336,**
D6/364, 371, 381, 500, 501, 502; 5/12.1;
297/232

(56) **References Cited**

U.S. PATENT DOCUMENTS

D355,532 S	*	2/1995	Goldberg	D6/335
D363,614 S		10/1995	Natuzzi et al.	
D367,366 S	*	2/1996	Natuzzi et al.	D6/335
D373,911 S	*	9/1996	Paus	D6/381
D382,722 S		8/1997	Natuzzi et al.	
D384,217 S		9/1997	Natuzzi et al.	
D384,219 S		9/1997	Natuzzi et al.	
D390,715 S		2/1998	Natuzzi et al.	
D399,357 S		10/1998	Natuzzi et al.	
D421,193 S		2/2000	Natuzzi et al.	
D431,124 S		9/2000	Natuzzi et al.	
D431,387 S		10/2000	Natuzzi et al.	
D431,926 S		10/2000	Natuzzi et al.	
D431,928 S		10/2000	Natuzzi et al.	
D445,587 S		7/2001	Natuzzi et al.	
D448,945 S		10/2001	Natuzzi et al.	
D467,752 S		12/2002	Nastri	
D469,973 S		2/2003	Ricci	
D470,325 S		2/2003	Ricci	
D474,907 S		5/2003	Ricci	
D474,914 S		5/2003	Ricci	
D474,915 S		5/2003	Ricci	
D475,861 S		6/2003	Ricci	
D476,497 S		7/2003	Ricci	
D480,567 S	*	10/2003	Ricci	D6/334
D482,895 S	*	12/2003	Ricci	D6/381
D485,088 S	*	1/2004	Ricci	D6/381

OTHER PUBLICATIONS

De Coro Ltd. Sofa Model No. 130, Apr. 1998, at the International Home Furnishings Market in High Point, N.C.
De Coro Ltd. Sofa Model No. 147, Apr. 1998, at the International Home Furnishings Market in High Point, N.C.
De Coro Ltd. Sofa Model No. 160, Apr. 1998, at the International Home Furnishings Market in High Point, N.C.

(List continued on next page.)

Primary Examiner—Gary D. Watson

(74) *Attorney, Agent, or Firm*—Luce, Forward, Hamilton & Scripps, LLP

(57) **CLAIM**

The ornamental design for a seat, as shown and described.

DESCRIPTION

FIG. 1 is a front perspective view of one embodiment of my new seat design in the form of a sofa;

FIG. 2 is a front elevation view of the embodiment of FIG. 1;

FIG. 3 is a left, side elevation view of the embodiment of FIG. 1, with the right side elevational view being a mirror image thereof;

FIG. 4 is a rear elevation view of the embodiment of FIG. 1;

FIG. 5 is a front perspective view of a second embodiment of my new seat design in the form of a chair;


FIG. 6 is a front elevation view of the embodiment of FIG. 5; and,

FIG. 7 is a rear elevation view of the embodiment of FIG. 5.

The side elevation views of FIGS. 5, 6, and 7 are like that shown in FIG. 3.

The broken line disclosure is for illustrative purposes only and forms no part of the claimed design.

1 Claim, 4 Drawing Sheets



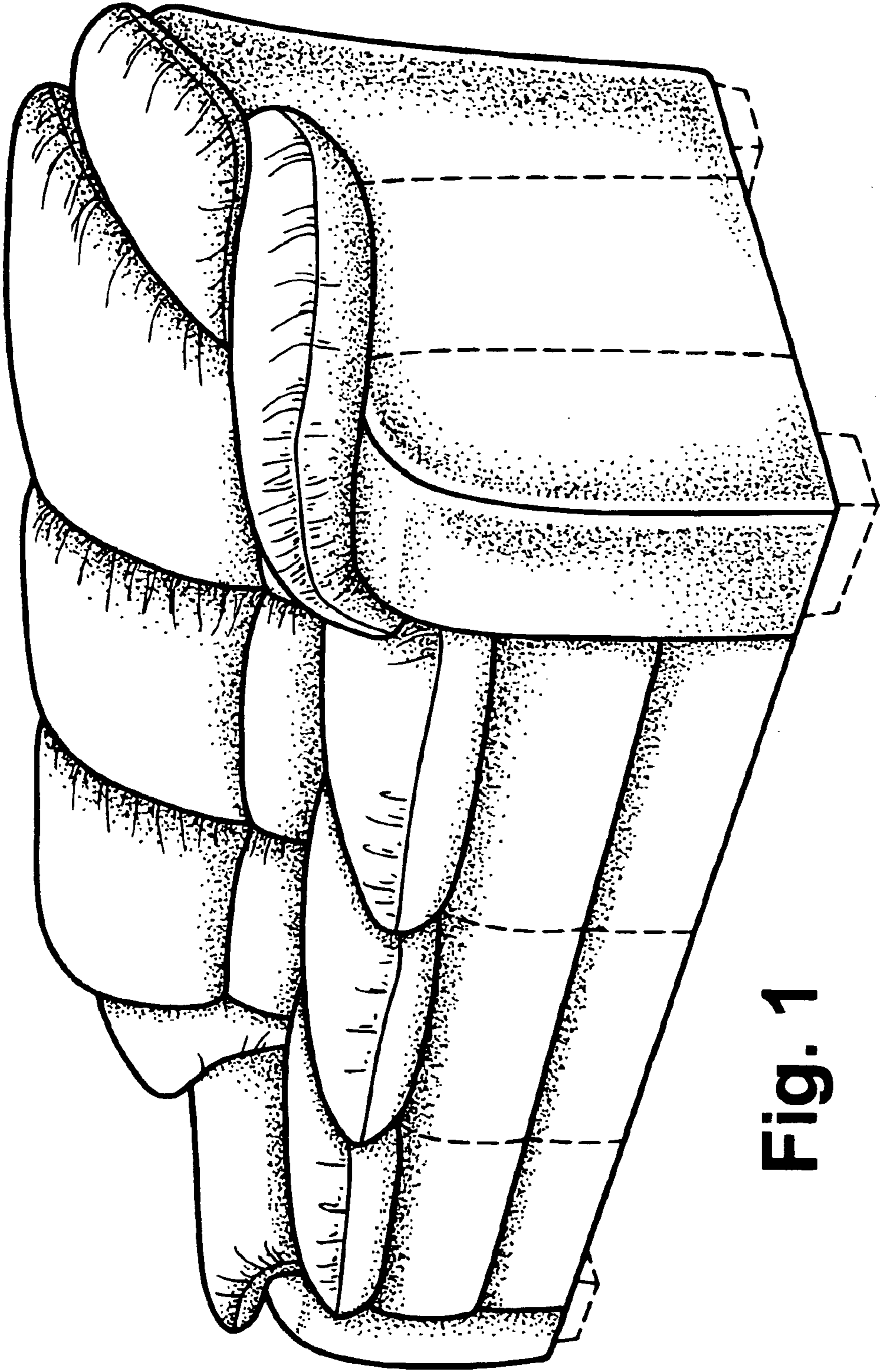


Fig. 1

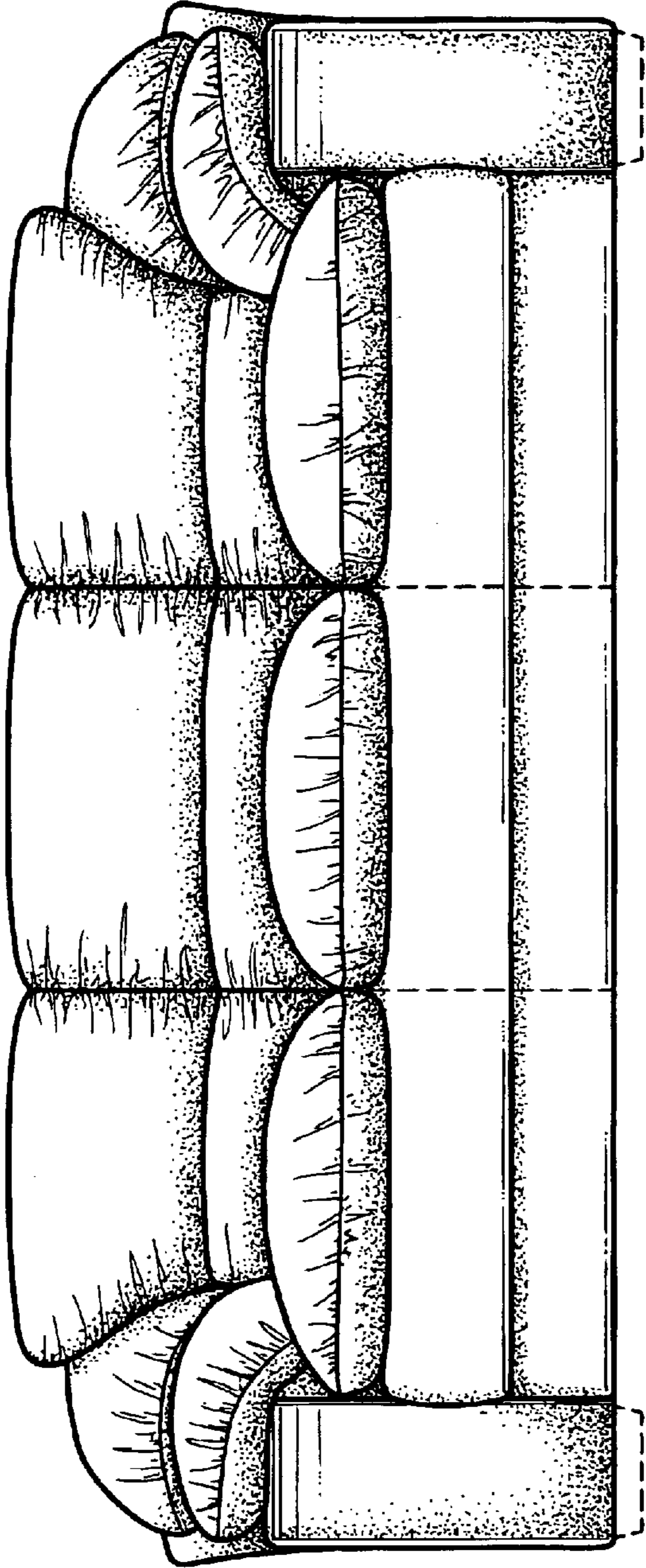


Fig. 2

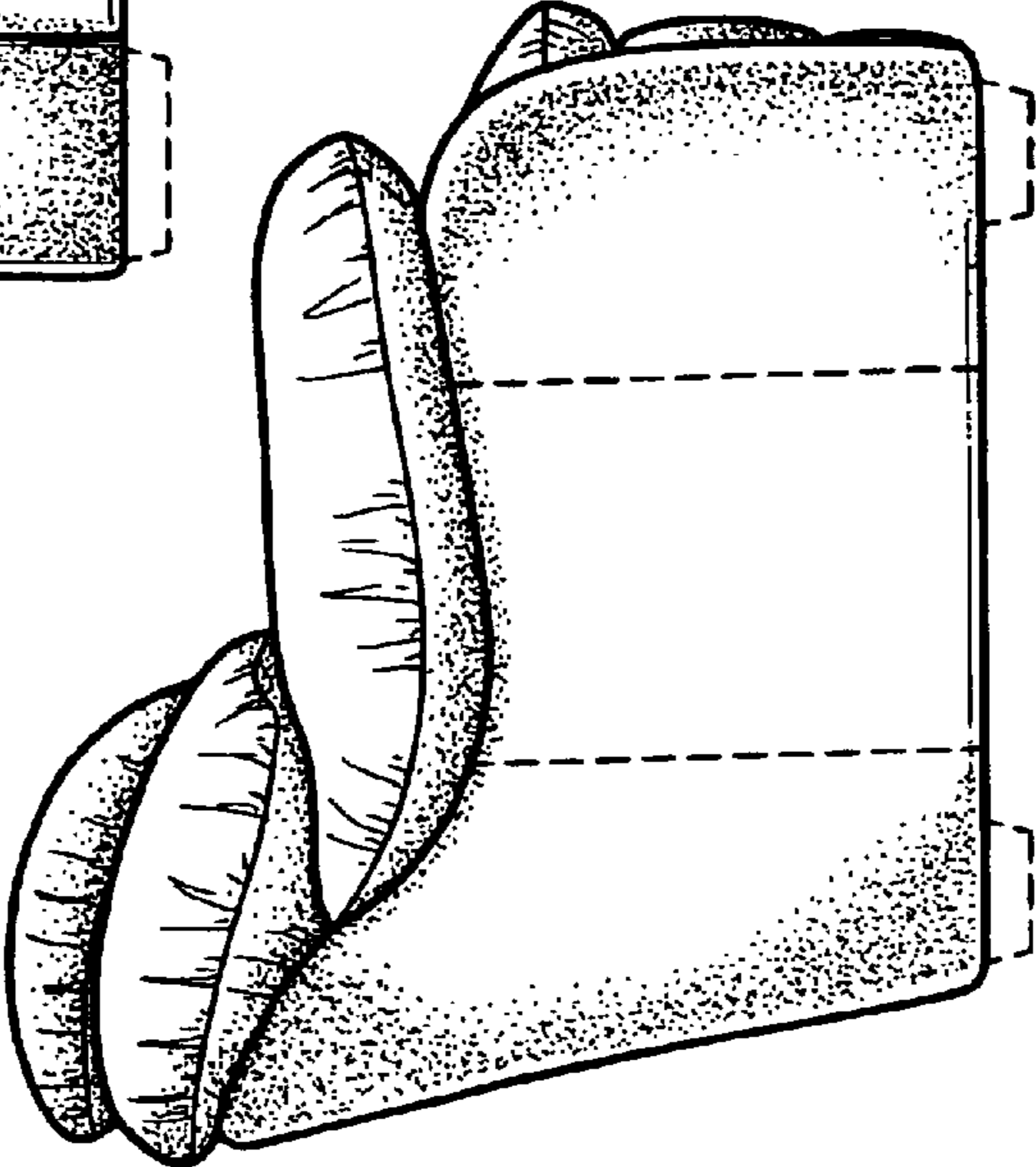


Fig. 3

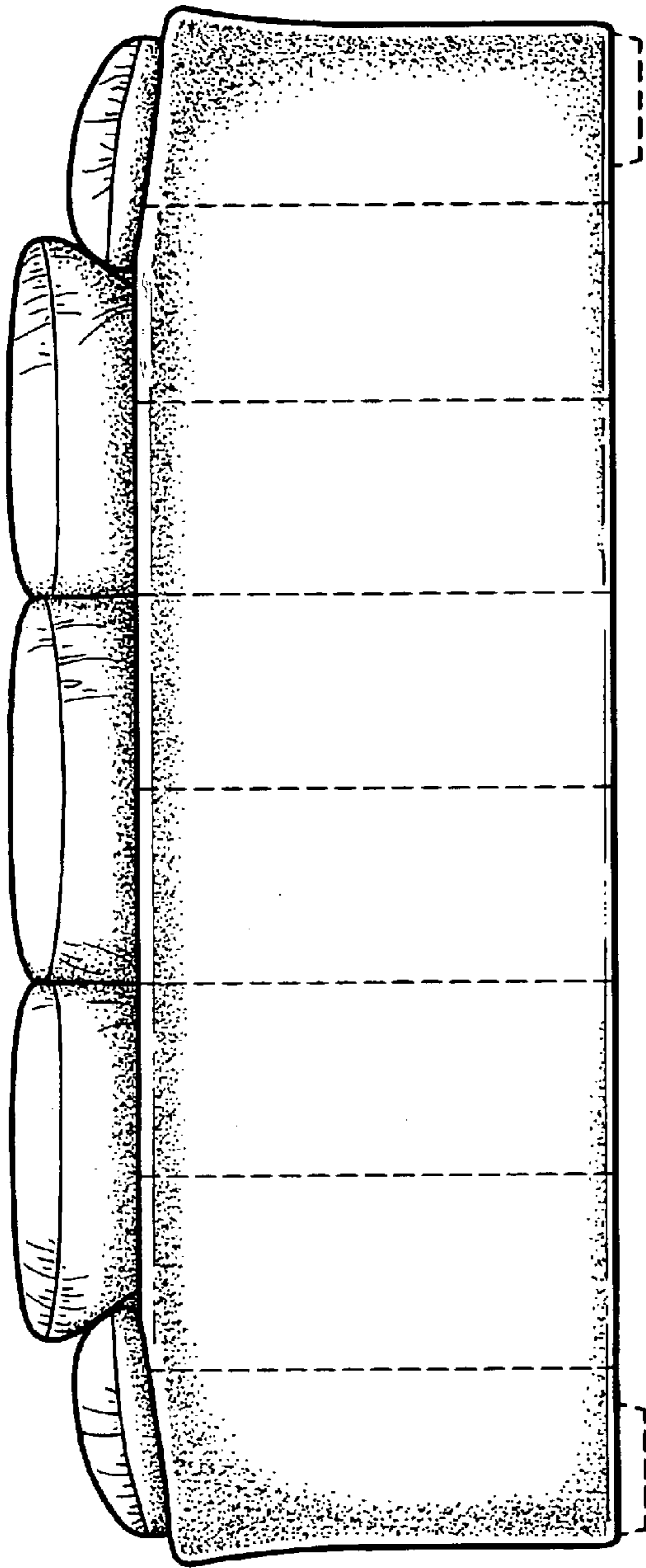


Fig. 4

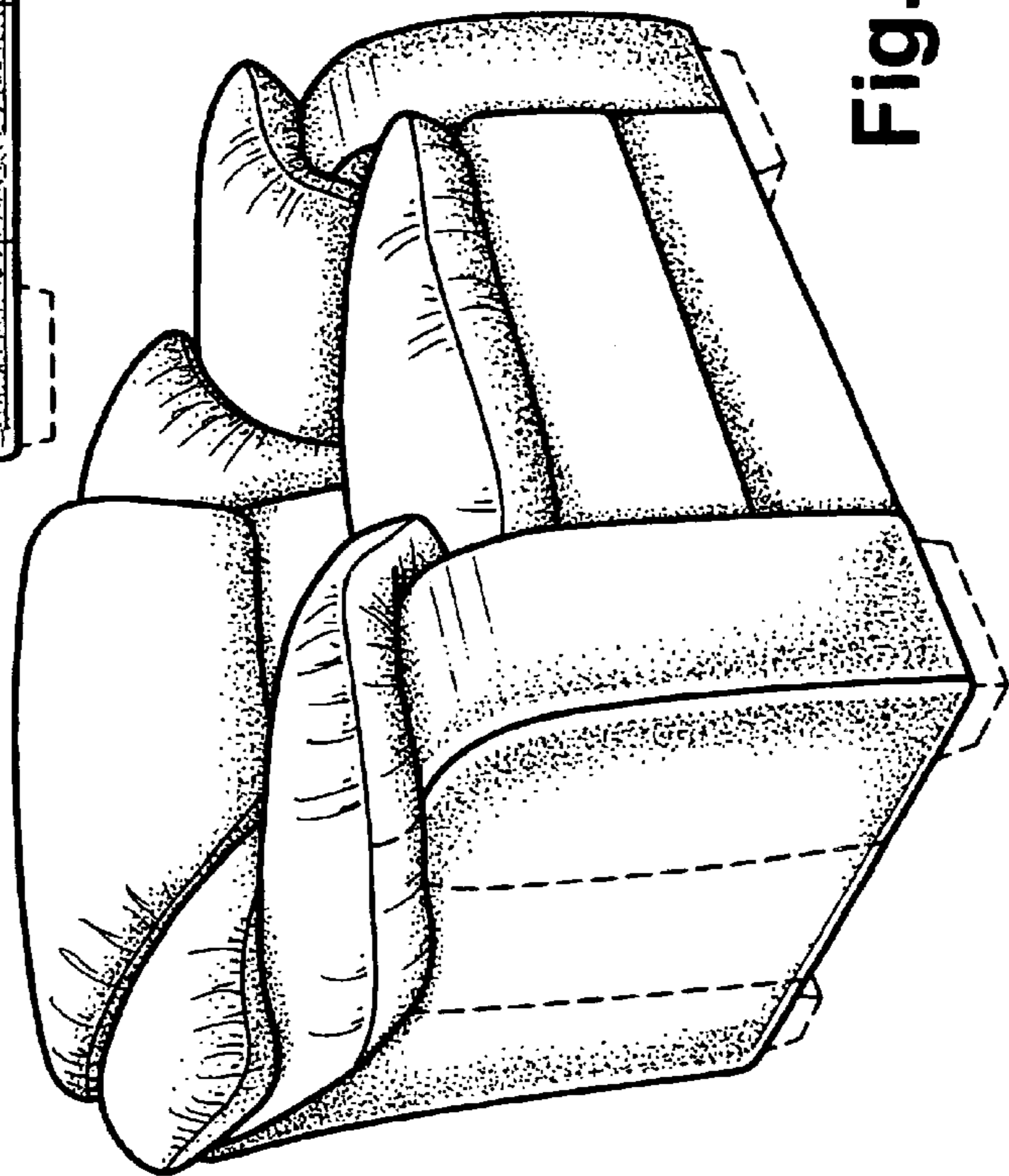


Fig. 5

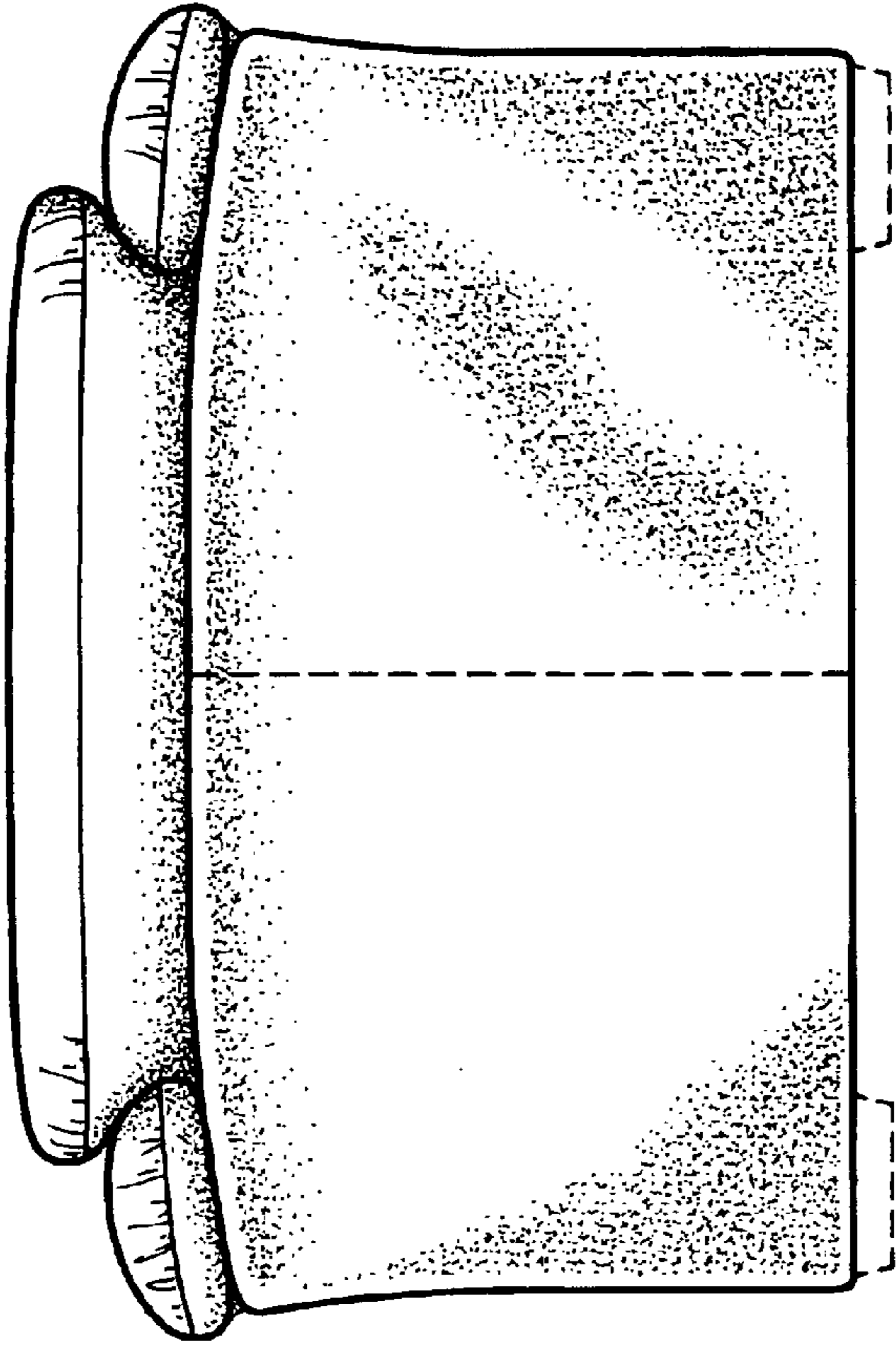


Fig. 6

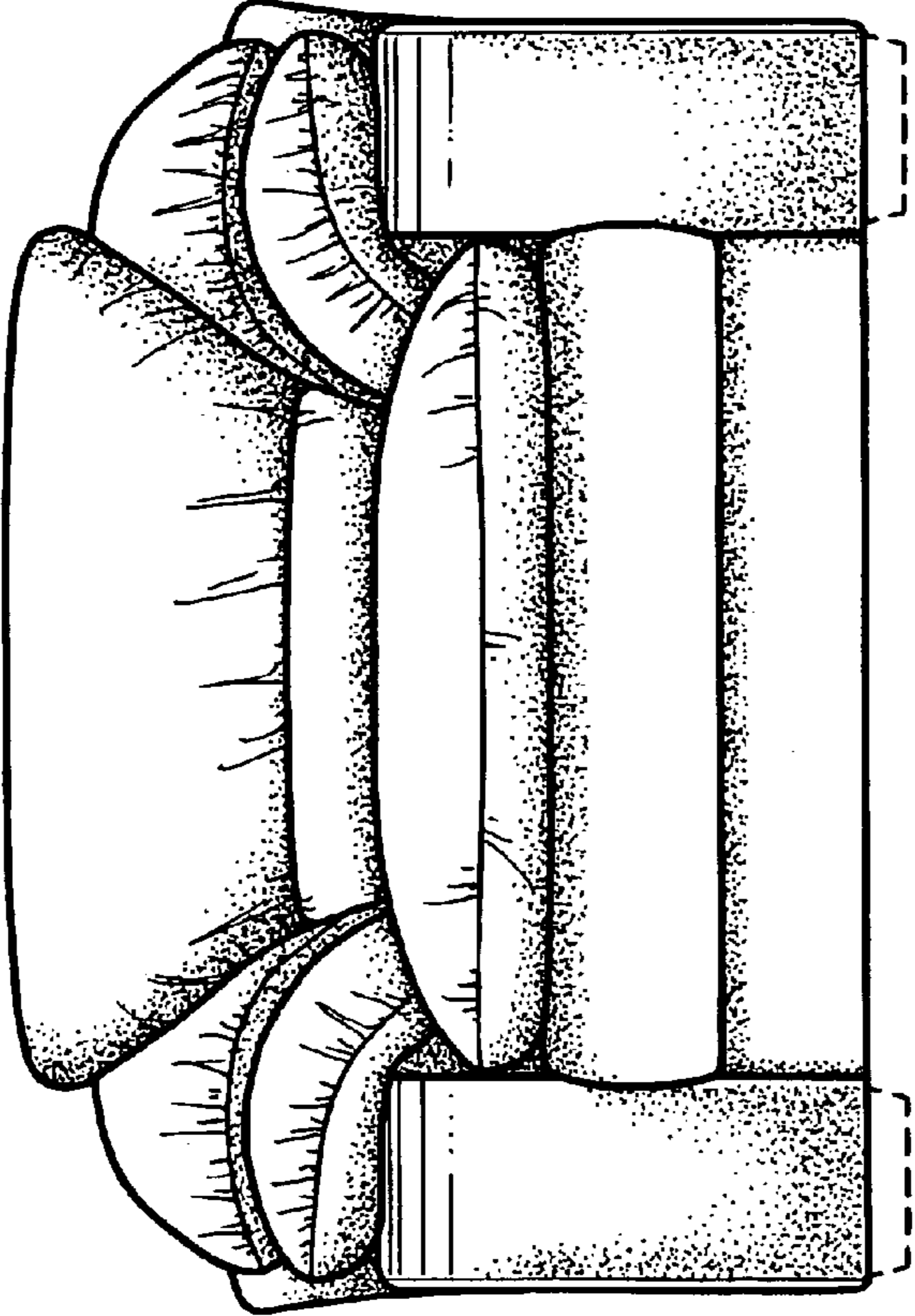


Fig. 7